

## State Veterinary Administration of the Czech Republic

Information Bulletin No 1/2011

### Contamination of Food Chain with Residues and Contaminants – Situation in the Year 2010

**Drawn up by:**

MVDr. Jiří DRÁPAL	- SVA CR, Food Safety Division
MVDr. Veronika STŘECHOVÁ	- SVA CR, Food Safety Division
RNDr. Martina REJHTAROVÁ	- Institute for the State Control of Veterinary Biologicals and Medicaments Brno
Ing. Kamil ŠŤASTNÝ	- Institute for the State Control of Veterinary Biologicals and Medicaments Brno
Ing. Alena HONZLOVÁ	- State Veterinary Institute Jihlava
Ing. Jan ROSMUS	- State Veterinary Institute Prague
Ing. Alena ŠIMÁKOVÁ	- State Veterinary Institute Olomouc
RNDr. Mirjana KOLÁČKOVÁ	- State Veterinary Institute Olomouc
Ing. Petr HEDBÁVNÝ	- SVA CR, Department of Information and Communication Technologies
Martin Tajmr	- SVA CR, Department of Information and Communication Technologies

**Editor:**

RNDr. Oldřich VALCL, CSc. - SVA CR, Department of Information and Communication Technologies

Drawn up based on the data from the SVA CR Information System

March 2011

**Summary:**

The report contains **data for the year 2010**, as well as certain graphs expressing trends in the average content of residues and contaminants, mainly since the year 1990. Totally **76 208 analyses** were performed in the year 2010 (74 449 analyses in the year 2009), from which 74 845 analyses were performed within planned sampling, 579 analyses were performed in samples of imported commodities. **Non-compliant findings** represented **0.17 %** of all performed analyses which percentage was practically the same as in the year 2009 (0.18 %). A decrease in the percentage of non-compliant food and raw materials of animal origin with respect to the content of residues and contaminants from 0.14 % in the year 2009 to 0.03 % in the year 2010 is very important. On the other hand, an increase in the total number of non-compliant samples of tissues of farm animals from 0.11 % in the year 2009 to 0.17 % in the year 2010 is, *inter alia*, caused by findings of residues of veterinary medicinal preparations (VMP) in sows in which a number of examinations performed in the year 2010 was targeted to checks on the persistence of such residues in the sites of injection application. However, the safety of raw materials and food of animal origin could be – from the viewpoint of the content of residues and contaminants – generally assessed as favourable. As apparent from tables containing overviews of examinations for residues and contaminants performed in the year 2010, as well as from trend graphs for previous 20 years, an average content of most of monitored residues and contaminants is deeply under specified limits and their incidence was decreasing, except for an increasing trend of cadmium content in bovine kidney (local problems are probably concerned). The detection of the residues of VMPs (certain antibiotics) in the sites of injection application in sows must be regarded as important.

Table	General overview of examinations for R+C according to commodities and sampling reasons in the year 2009	p. 21
Table	General overview of examinations for R+C according to commodities and sampling reasons in the year 2010	p. 22

## Contents

<b>1.</b>	<b>Introduction</b> .....	<b>3</b>
<b>2.</b>	<b>Animal feed</b> .....	<b>5</b>
2.1.	Feed materials of animal origin .....	5
2.2.	Complete and supplementary feedingstuffs .....	5
2.3.	Water used for watering animals .....	6
<b>3.</b>	<b>Foodstuffs of animal origin</b> .....	<b>6</b>
3.1.	Milk and milk products .....	6
3.1.1.	Raw cow's milk .....	6
3.1.2.	Raw sheep and goat's milk .....	7
3.1.3.	Drinking milk, cream and fresh butter .....	7
3.1.4.	Other milk products .....	7
3.1.5.	Infant and baby formulas .....	7
3.2.	Hen eggs and egg products .....	8
3.3.	Quail's eggs .....	8
3.4.	Meat products and canned meat .....	8
3.4.1.	Meat products and poultry meat products .....	8
3.4.2.	Canned meat and canned poultry meat .....	9
3.5.	Honey.....	9
3.6.	Marine fish, seafood and freshwater fish products .....	9
3.7.	Examination for polycyclic aromatic hydrocarbons (PAH).....	10
<b>4.</b>	<b>Farm animals</b> .....	<b>10</b>
4.1.	Bovine animals .....	10
4.1.1.	Calves .....	10
4.1.2.	Young bovine animals under 2 years of age .....	11
4.1.3.	Cows .....	11
4.2.	Sheep and goats.....	12
4.3.	Pigs.....	12
4.3.1.	Fattening pigs .....	12
4.3.2.	Sows .....	12
4.4.	Poultry.....	13
4.4.1.	Poultry.....	13
4.4.2.	Waterfowl .....	14
4.5.	Ostriches.....	14
4.6.	Quails.....	14
4.7.	Rabbits.....	14
4.8.	Horses.....	14
4.9.	Farmed cloven-hoofed animals .....	15
4.10.	Snails .....	15
4.11.	Freshwater fish .....	15
<b>5.</b>	<b>Wild game</b> .....	<b>16</b>
5.1.	Pheasants and wild ducks .....	16
5.2.	Hares .....	16

5.3.	Wild boar (feral pigs).....	16
5.4.	Other cloven-hoofed animals.....	17
6.	<b>Examination for radioactive substances (radionuclides)</b> .....	<b>17</b>
7.	<b>Examination for “dioxins”</b> .....	<b>17</b>
8.	<b>Conclusions</b> .....	<b>18</b>

## 1. Introduction

The report for the year 2010 presents results and evaluates the situation concerning the content of **residues and contaminants** in feeds, live animals on farms, raw materials and food of animal origin. The results are processed into tables and graphs, supplemented with short comments on residue and contaminant levels in particular types of samples. The results come from the regular **monitoring** of residues and contaminants carried out in accordance with Council Directives 96/23/EC and 96/22/EC, Commission Decisions 97/747/EC and 98/179/EC which are transposed in Decree of the Ministry of Agriculture of the Czech Republic No 291/2003 concerning the prohibition on the administration of certain substances to animals the products of which are intended for human consumption, and the monitoring in animals and animal products of unauthorised substances, residues and contaminants which may render animal products harmful to human health, as amended. The monitoring plan for each calendar year, as well as the results for the previous year, is submitted to the European Commission for approval annually, by 31 March at the latest.

The results of suspect samples (targeted examinations), as well as those of repeated examinations, are presented in the report for certain sample types as well. Such examinations are carried out in response to non-compliant results in samples analysed within the monitoring or, they are performed as targeted examinations or examinations within emergency actions, in order to assess certain situations or suspicions on a possible presence of residues of drugs or on an illegal use of unauthorised substances, respectively. The performance of such examinations, their evaluation in relation to the limits laid down in the relevant legislation, as well as the retrieval of obtained data to the central database, are included in the system of the state supervision on the production of safe food and feed conducted by the State Veterinary Administration of the Czech Republic (hereinafter referred to as the “SVA CR”) pursuant to provisions of § 48 (1) (a) of Act No 166/1999 concerning veterinary care and amending certain related laws (Veterinary Act), as amended.

In the cases when laboratory tests reveal non-compliant levels of any of the analytes monitored, Veterinary Administration bodies act to prevent further spread of harmful substances in food chain by means of appropriate measures, including the seizure (confiscation) of raw materials or foodstuffs sampled.

Individual samples intended for laboratory examination are always taken by authorised veterinary inspectors. The on-the-farm sampling of live animals or related feedingstuffs and water used for watering farm animals is **targeted** at the detection of the use of unauthorised substances or preparations and residues thereof and such targeted sampling of suspect batches of goods or animals is performed where available information indicate that there is a suspicion on a possible illegal use of authorised substances or products, or a suspicion on the presence of the residues of veterinary medicinal products (VMP) or pesticides. **Random sampling** is used for the detection of the presence of contaminants (e.g. chemical elements, industrial contaminants) in raw materials and foodstuffs of animal origin, provided that there is no justified suspicion on a higher environmental load (e.g. industrial areas).

The number of planned samples for chemical analyses is based on the patterns set out by the national legislation and reflects the number of slaughter animals slaughtered in the previous year, the volume of produced milk, eggs and honey, and the number and type of food manufacturers and other plants that handle animal products and subject to veterinary supervision. The samples are official samples and their analyses are paid from the budget of the SVA CR.

The results of analyses of feedingstuffs, raw materials and foodstuffs of animal origin were assessed according to the legislation in force at the time of sampling, i.e. either according to implementing Decrees to Act No 110/1997 concerning foodstuffs and tobacco products and amending and supplementing certain related laws, as amended, which specify maximum residue limits (MRL), maximum permitted levels (MPL) and permitted levels (PL) (i.e. “**hygiene limits**” in general), i.e. Decree No 4/2008 laying down types and conditions of use of certain additives and extraction substances at the manufacturing of foodstuffs and Decree No 305/2004 laying down types of contaminants and substances having toxicological importance and their permitted levels in foodstuffs (with references to the relevant Commission Regulations, or according to the relevant EU Regulations, in particular Commission Regulation (EC) No 1881/2006 of 19 December 2006 setting maximum levels for certain contaminants in foodstuffs, as amended, Commission Regulation (EC) No 37/2010 of 22 December 2009 on pharmacologically active substances and their classification regarding maximum residue limits in foodstuffs of animal origin, and

Regulation (EC) of the European Parliament and of the Council No 396/2005 of 23 February 2005 on maximum residue levels of pesticides in or on food and feed of plant and animal origin and amending Council Directive 91/414/EEC.

Feedingstuffs are covered by Act No 91/1996 on feedingstuffs, as amended, and its implementing Decree No 356/2008, as amended, setting maximum levels of chemical elements, pesticides, mycotoxins and additives.

The levels of monitored substances in water used for watering farm animals were assessed according to Decree No 252/2004 laying down hygiene requirements for potable water and the frequency and scope of checks on potable water.

The analyses of samples were performed at the laboratories of the State Veterinary Institutes (hereinafter referred to as the "SVIs") in Prague, Jihlava and Olomouc and at the Institute for the State Control of Veterinary Biologicals and Medicaments in Brno. Chemical and toxicological laboratories of the SVIs are **accredited** by the Czech Accreditation Institute, take part in the testing of control samples regularly and use validated laboratory methods. The analyses of samples for dioxins were carried out at the SVI in Prague.

The results of the examinations of animal body parts (of both farm and wild animals), foodstuffs and raw materials of animal (and plant) origin, feedingstuffs, water used for watering farm animals, and other samples analysed for chemical elements, residues of veterinary medicinal products, residues of pesticides, industrial pollutants, mycotoxins, food additives etc. are kept in the CLX database which is created by the laboratory software of participating laboratories. The data are retrieved monthly for the central processing at the **SVA CR Information Centre in Liberec** using the internal communication network of the SVA CR.

Table	CLX database structure	p. 20
-------	------------------------	-------

The data are particularly processed into the form of tables and the following terms are used:

<b>n</b>	the number of analyses,
<b>posit.</b>	the number of positive results (exceeding the detection limit of given method),
<b>%pos.</b>	the percentage rate of positive results,
<b>n+</b>	the number of non-compliant results exceeding the hygiene limit in force,
<b>%+</b>	the percentage rate of non-compliant results,
<b>median</b>	the middle value of the result complex (this value is expressed as n. d. = not detected when less than one half of results is positive),
<b>mean</b>	the arithmetic mean of the result complex (for samples with results under the detection limit, one half of the detection limit is counted in the mean; in the case of qualitative results an abbreviation qual. is used instead of a figure),
<b>10% quantile</b>	the minimum value after the exclusion of distant results (this value is expressed as n. d. = not detected when less than 90 % of results are positive),
<b>90% quantile</b>	the maximum value after the exclusion of distant results (this value is expressed as n. d. = not detected when less than 10 % of results are positive),
<b>maximum</b>	the maximum value of the result complex.

The second part of tables presents the distribution of results with respect to hygiene limits (expressed in %).

The regular sampling for the specified range of analyses forms a multiannual time series which enables the construction of graphs and the possibility to express trends in the content of particular harmful substances in specific types of foodstuffs or feedingstuffs. The presented maps of sampling sites are based on the localisation using cadastral territories or basic settlement units.

## 2. Animal feed

The examination of feed materials and compound feedingstuffs for the content of chemical elements, residues of pesticides, unauthorised veterinary drugs, presence of mycotoxins and, if appropriate, coccidiostats in animal feed for the final stage of fattening, forms part of checks on health safety within the veterinary hygiene supervision. Animal feed containing levels of contaminants and residues that exceed permitted levels may present an important source of a potential health risk from raw materials and foodstuffs of animal origin. So the veterinary supervision focuses on such animal feedingstuffs and feed materials that form an important part of feed ration of certain species and categories of slaughter animals or may, on the basis of experience gained during the previous years, present the source of contamination.

### 2.1. Feed materials of animal origin

The examination of feed materials and feedingstuffs of animal origin for the presence of residues and contaminants concentrated on imported fishmeals and certain products of rendering plants (rendered fats). Feed fish meals traded within the territory of the EU or imported from South America (Peru) and Baltic region were the subject of our monitoring, with respect to the content of chemical elements (heavy metals), "dioxins" (polychlorinated dibenzop-dioxins and polychlorinated dibenzofurans /PCDD/PCDF/), "dioxin-like" PCB (PCB having dioxin effect /DL-PCB/), PCDD/F-PCB sum and "brominated flame retardants" (BFR – used for the restriction of the ignition of combustible materials; they pose a chronic toxicity, long-term environmental persistence and long-term accumulation in biological systems).

No non-compliant levels of chlorinated pesticides, dioxins and DL-PCB were detected in samples of fish meals. Mono-ortho PCB (DL-PCB) and non-ortho PCB represented a higher proportion of the total dioxin and DL-PCB sum. The limits set for dioxins and dioxin and DL-PCB sum were not exceeded, all levels detected were under 50 % of specified limits. Brominated flame retardants (BFR) were not detected at measurable concentrations. All samples of imported fish meals complied with specified limits for monitored residues of chlorinated pesticides, PCB and toxaphene, the same situation concerned chemical elements (heavy metals). Two samples contained mercury and methyl mercury MeHg in an interval between 75 – 100 % of maximum limit. From this viewpoint, the quality of imported fishmeals was quite satisfactory.

The samples of feeding fats (rendered fats) did not contain levels of polychlorinated biphenyls (PCB), dioxins and brominated flame retardants (BFR) exceeding specified limits. The levels of these substances did not exceed 50 % of specified limits.

Table	Results for fish meals	p. 23
Map	Sampling of rendered fats	p. 24
Table	Results for rendered fats	p. 25

### 2.2. Complete and supplementary feedingstuffs

Non-compliant concentrations of feed additives, i.e. coccidiostats monensin (2x), narasin (3x), lasalocid (2x), maduramicin and nicarbazine (1x) and salinomycin (8x) were detected in 17 cases in complete feedingstuffs. Feed additives, the use of which is unauthorised in feedingstuffs intended for certain poultry categories (laying hens and broilers in particular) or, intended for the final stage of fattening poultry, or, the content of which exceeded specified limit, were concerned. Certain cases were caused by "cross-contamination" of the feedingstuff in question, either at its manufacture, or on the farm. Individual cases were solved to in co-operation with the Central Institute for Supervising and Testing in Agriculture (hereinafter referred to as the "CISTA"); a number of repeated and targeted tests were performed and rectification measures, in particular a thorough cleansing of feed reservoirs and routes, were ordered. Farmers were warned of a possible contamination of feed routes, the necessity to abide by withdrawal periods at the use of feedingstuffs containing coccidiostats and of the consistency at meeting feeding procedures. The residues of unauthorised substances (unauthorised administration) were not proven, as well as residues of unauthorised substances and other veterinary medicinal products. The residues of pesticides, dioxins, PCB and chemical elements did not exceed specified limits in any sample. The limits set for mycotoxins were not exceeded in any sample as well. The concentrations of detected residues and contaminants fell into an interval under 50 % of specified limits, with the only exception of lead and arsenic. The graphic expression of trends in the content of chemical elements in compound feedingstuffs reflects almost stabilised content of arsenic, mercury and cadmium at low levels with respect to specified limits and, in the case of lead, a minute decrease in its concentration in feeds during last years.

Map	Sampling of complete and supplementary feedingstuffs	p. 26
Table	Results for complete and supplementary feedingstuffs (2 sheets)	p. 27-28
Graph	The average content of R+C in complete and supplementary feedingstuffs (1991(2)-2010)	p. 29

### 2.3. Water used for watering animals

The examination of water used for watering farm animals is part of checking whether animals do not obtain harmful substances in such a way or whether unauthorised medicinal products or anabolic substances are not administered to them by means of water. Such examination is carried out only in the case of a justified suspicion or within the targeted back-tracing of positive findings in farm animals or, by random sampling. The necessity to perform such examinations did not occur in the year 2010 practically. 10 samples of water used for watering animals were, within the planned monitoring, tested for the presence of chloramphenicol, dimetridazole, metronidazole and ronidazol, 10 samples were tested for the presence of substances from the group of beta-blocking agents (unauthorised substances having anabolic effect); no measurable concentrations of these substances were detected in any case. The examination of water from fish relaying ponds, performed in connection with the detection of malachite green and its leucoform (MG/LMG, a substance unauthorised for the treatment in farming of market fish), did not prove the use of the substance on certain fish farms as well. In addition, totally 742 water samples were tested and 15 non-compliant results were found, in particular with respect to the content of nitrates.

Table	Results for water used for watering poultry	p. 30
Table	Results for water used for watering bovine animals	p. 31

## 3. Foodstuffs of animal origin

Samples of raw materials and foodstuffs for the detection of residues and contaminants were taken directly on farms, at manufacturers, processors or distributors. Analysed samples of foodstuffs of animal origin did not come from market network although many of final products were sampled from commercial packagings. Raw milk samples were taken on farms from collection tanks, eggs at sorting and packing centres, honey at collection centres or at honey processing plants.

### 3.1. Milk and milk products

Within the monitoring, pooled samples of raw cow's milk were taken on farms; raw sheep and goat's milk was sampled only in areas where a higher number of sheep or goats are kept. Samples of milk products came directly from production plants.

#### 3.1.1. Raw cow's milk

The examinations of raw cow's milk samples did not reveal the levels of chemical elements, chlorinated pesticides, organophosphorous insecticides, polychlorinated biphenyls (PCB) and mycotoxins (aflatoxin M1) exceeding limits. All detected concentrations of monitored residues fell into an interval under 50 % of hygiene limits. The residues of unauthorised medicinal products were not detected, except for one sample containing residues of chloramphenicol, the use of which is prohibited in food animals. Although a through investigation on farm and repeated examinations, including swabs from environment, were performed with favourable results, the source of the residues was not detected. The content of dioxins, as well as dioxin and DL-PCB sum did not reach 50 % of maximum limits (3.0 pg/g of fat WHO-PCDD/F-TEQ a 6.0 pg/g of fat WHO-PCDD/F-PCB-TEQ), except for one sample containing level falling into an interval under 75 % of specified limit.

Map	Sampling of raw cow's milk	p. 32
Table	Results for raw cow's milk (2 sheets)	p. 33-34

### 3.1.2. Raw sheep and goat's milk

No levels of monitored chemical elements, pesticide residues and polychlorinated biphenyls (PCB) and dioxins exceeding limits were detected in the samples of raw sheep and goat's milk. All detected concentrations fell into an interval under 50 % of hygiene limits, except for one sample of raw sheep milk containing dioxin sum and DL-PCB in an interval under 75 % of specified limit. The residues of veterinary drugs, unauthorised medicinal products, organophosphorous insecticides and aflatoxin M1 were not found at measurable concentrations. This favourable finding is the same as that from the previous year

Map	Sampling of raw sheep milk	p. 35
Table	Results for raw sheep milk (2 sheets)	p. 36-37
Map	Sampling of raw goat's milk	p. 38
Table	Results for raw goat's milk (2 sheets)	p. 39-40

### 3.1.3. Drinking milk, cream and fresh butter

No levels of chlorinated pesticides, polychlorinated biphenyls (PCB) and aflatoxin M1 exceeding limits were detected in samples of drinking milk containing less than 2 % of fat, drinking milk, cream and fresh butter containing more than 2 % of fat. All the levels fell into an interval under 50 % of hygiene limits. The contents of chemical elements complied with specified limits in all samples. No non-compliant concentrations of dioxins and DL-PCB were detected in the samples of butter. Mono-ortho PCB (DL-PCB) represented a higher proportion of the total dioxin and DL-PCB sum.

Map	Sampling of drinking milk and cream	p. 41
Table	Results for drinking milk containing less than 2 % of fat	p. 42
Table	Results for drinking milk and cream containing more than 2 % of fat	p. 42
Map	Sampling of fresh butter	p. 43
Table	Results for fresh butter	p. 44
Graph	The average content of PCB sum in foodstuffs and raw materials (1990-2010)	p. 45

### 3.1.4. Other milk products

The group of other milk products includes in particular fermented milk products but also quark, powdered milk and other milk products including cheese divided into two categories – with less than 2 % of fat and with more than 2 % of fat. No concentrations of any of the monitored chlorinated pesticides and polychlorinated biphenyls (PCB) exceeding limits were found in these products. All measurable levels fell into an interval under 50 % of specified limits. The radioisotopes of caesium ( $^{137}\text{Cs}$ ,  $^{134}\text{Cs}$ ) were not detected in powdered milk and other milk products at relevant levels.

Map	Sampling of other milk products	p. 46
Table	Results for other milk products with more than 2 % of fat	p. 47
Table	Results for other milk products with less than 2 % of fat	p. 47
Graph	The average content of DDT in foodstuffs and raw materials (1990-2010)	p. 48
Graph	The average content of PCB sum in foodstuffs and raw materials (1990-2010)	p. 45

### 3.1.5. Infant and baby formulas

The examinations focused on products intended for infant and baby nutrition containing raw materials of animal origin, in particular milk, as well as on baby food containing plant components. No levels of chemical elements, chlorinated pesticides and polychlorinated biphenyls (PCB) exceeding limits were found in the products; the results

of all examinations for the presence of pesticide residues pursuant to Directive 1999/21/EC, as amended by Directive 2006/141/EEC, complied with specified maximum residue limits (hereinafter referred to as the "MRL"); the concentrations of aflatoxins and ochratoxin A were not found at measurable levels. No unauthorised preservation substances and colorants were detected. The detected content of benzoic acid might come either from the natural presence thereof in the fruit component of the product concerned or, the substance might appear naturally during fermentation processes in fermented/acidified milk products. The content of dioxin sum and DL-PCB was at the threshold of maximum limit; no brominated flame retardants (BFR) were proven.

Map	Sampling of infant and baby formulas	p. 49
Table	Results for infant and baby formulas	p. 50

### 3.2. Hen eggs and egg products

No levels of chlorinated pesticides exceeding limits were found in consumption eggs from the national production sampled at egg sorting plants; the residues of veterinary drugs and unauthorised medicinal substances (chloramphenicol, nitrofurans); the levels of polychlorinated biphenyls and brominated flame retardants (BFR) were low or even immeasurable. The residues of additives (cocciostats) were not found at measurable levels or sporadically and all levels fell into an interval under 50 % of specified maximum limits. No non-compliant concentrations of dioxins and DL-PCB were detected in the samples of eggs. The results of the sum of dioxins and DL-PCB (PCDD/F-PCB) of egg samples fell into an interval under 50 % of specified limits.

Concentrations of chlorinated pesticides and polychlorinated biphenyls (PCB) in eggs products (eggs blends) were very low and all of them fell into an interval under 50 % of specified limits.

Map	Sampling of hen eggs	p. 51
Table	Results for hen eggs (2 sheets)	p. 52-53
Map	Sampling of egg products	p. 54
Table	Results for egg products	p. 55

### 3.3. Quail's eggs

No levels of chlorinated pesticides and polychlorinated biphenyls (PCB) exceeding 50 % of hygiene limits were found in quail eggs, all samples complied safely. The residues of veterinary drugs, including unauthorised substances, were not detected at measurable concentrations as well. However, the residues of a cocciostat nicarbazine were detected in one case Emergency veterinary measures ordered a suspension of the delivery of the eggs in question and their disposal. A thorough cleansing of feeders was recommended to the farmer. Further distribution of eggs was authorised after a repeated examination for the cocciostat in question with satisfactory result. The residues of other cocciostats were in all samples low and did not reach 50 % of specified limits.

Map	Sampling of quail's eggs	p. 56
Table	Results for quail's eggs	p. 57

### 3.4. Meat products and canned meat

The levels of residues and contaminants in the group of meat products and poultry meat products reflected their concentrations both in initial raw materials and in other technological raw materials used during the manufacture

#### 3.4.1. Meat products and poultry meat products

The levels of chemical elements and residues of chlorinated pesticides did not exceed established hygiene limits in meat products from both red meat (beef, pork) and poultry meat. The results of all examinations fell into an interval under 50 % of specified limits. In two samples (smoked pork leg, deer salami) concentrations of lead exceeding limits were found. Although a thorough investigation for a possible source of contamination was performed, the source of the contamination of the pork leg in question remained undetected. Repeated examinations of meat products were satisfactory. In the case of the deer salami, emergency veterinary measures ordered the destruction of the relevant batch of salami, as well as of contaminated raw material. Further manufacturing was authorised only from a new, compliant raw material. The source of lead was raw material – game meat, probably contaminated with



lead from a projectile. In connection with this case, the Head of the Public Health Service of the Czech Republic was asked for the issue of an opinion recommending the maximum limit for lead in game meat of 0.1 mg/kg and of 0.15 mg/kg in game meat products (salami, sausages). In one sample of sausages, the concentration of mercury exceeding limits was detected. A thorough investigation of all raw material used revealed the possible source – collagenous casings due to the replacement of food grade hydrochloric acid with technical one. The investigation was performed in co-operation with the manufacturer of collagenous casings and measures preventing repeating of such situation were subsequently taken by him. The presence of non-authorized food colorants was not detected.

As apparent from the graphs, a continuous decrease in the content of DDT and PCB in meat products or, the stabilisation of their concentrations at low levels with respect to hygiene limits, respectively, occurs during the last 20 years.

Map	Sampling of meat products	p. 58
Table	Results for meat products	p. 59
Graph	The average content of DDT in foodstuffs and raw materials (1990-2010)	p. 48
Graph	The average content of PCB sum in foodstuffs and raw materials (1990-2010)	p. 45

### 3.4.2. Canned meat and canned poultry meat

No levels of chemical elements and organochlorine substances exceeding limits were detected in all samples of canned meat and canned poultry. All the levels fell into an interval under 50 % of hygiene limits. The finding is the same as those from the previous years. As apparent from the graphs, a continuous decrease in the content of DDT, PCB and chemical elements in canned meat or, the stabilisation of their concentrations at low levels with respect to hygiene limits, respectively, occurs during the last 20 years.

Map	Sampling of canned meat	p. 60
Table	Results for canned meat	p. 61
Graph	The average content of R+C in canned meat (1991-2010)	p. 62
Graph	The average content of DDT in foodstuffs and raw materials (1990-2010)	p. 48
Graph	The average content of PCB sum in foodstuffs and raw materials (1990-2010)	p. 45

### 3.5. Honey

The samples of honey from the national production intended for the analyses for residues and contaminants were taken at honey collection centres or honey processing plants. No measurable levels of chlorinated pesticides, polychlorinated biphenyls (PCB), insecticides, pyrethroids and veterinary drugs, including unauthorised substances (chloramphenicol, nitrofurans), were detected. It is the same favourable situation as in the last year, as well as in previous years. The content of lead was low, all levels fell into an interval under 50 % of specified limits, except for one sample with the level of lead under 75 % of specified limit. The presence of the radioisotopes of caesium ( $^{137}\text{Cs}$ ,  $^{134}\text{Cs}$ ) was very low.

Map	Sampling of honey	p. 63
Table	Results for honey	p. 64
Graph	The average content of R+C in honey (1992-2010)	p. 65

### 3.6. Marine fish, seafood and freshwater fish products

The group of marine fish, seafood and freshwater fish products is represented, in particular, by marine fish imported either for further processing (marinating, smoking, etc.) in the Czech Republic or, as the final products (canned fish, fish preserves), as well as raw frozen fish and other marine animals (so-called "seafood").

No levels of chlorinated pesticides, toxaphene and polychlorinated biphenyls (PCB) exceeding limits were detected in marine fish and products, including freshwater fish products. No non-compliant levels of biogenous amines (histamine) were detected as well. The level of food colorants (E101, E124) exceeding specified limit was found in one sample (cod à la salmon – salted, marinated, crushed). A repeated finding in the same manufacturer was

concerned. An investigation found that an interchange of a mixture intended to other product took place. The operator concerned took all measures preventing further repeating of a breach of hygiene rules. The content of chemical elements (heavy metals) complied in all samples of marine fish and sea food with specified limits. In two samples, the concentration of cadmium fell into an interval under 75 % or 100 %, respectively.

No levels of chlorinated pesticides, polychlorinated biphenyls (PCB), toxaphene, synthetic food colorants and histamine exceeding limits were detected in samples of freshwater fish products. All measurable levels fell into an interval under 50 % of specified limits.

Map	Sampling of marine fish, seafood and fish products	p. 66
Table	Results for marine fish, seafood and fish products	p. 67
Map	Sampling of freshwater fish products	p. 68
Table	Results for freshwater fish products	p. 69

### 3.7. Examination for polycyclic aromatic hydrocarbons (PAH)

Examination for polycyclic aromatic hydrocarbons (PAH), i.e. 16 isomers including benzo(a)pyrene for which the maximum limit is established in Commission Regulation (EC) No 1881/2006, was included in the monitoring in the year 2010. The Scientific Committee for Food concluded that a number of polycyclic aromatic hydrocarbons (PAH) are genotoxic carcinogens. Benzo(a)pyrene is used as an indicator of the presence and effect of carcinogenic polycyclic aromatic hydrocarbons. Food can be contaminated with PAH during smoking, heating or drying where a direct contact of food with combustion products can occur. Environmental contamination can cause the contamination of food with PAH as well, in particular of fish and fishery products. Due to the necessity to review, amend or establish limits for other PAH, an examination of a larger scale of PAH was performed. The examination focused in particular on samples of pork lard, smoked meat products, smoked fish and fishery products. The results of individual samples were assessed with regard to the limit for benzo(a)pyrene (fats and oils – 2.0 µg/kg of fresh weight, sausages, smoked meat and smoked fish – 5.0 µg/kg of fresh weight).

In the case of pork lard, no concentrations of indicator benzo (a) pyrene were detected, as well as of a number of other monitored PAH. Measurable concentrations of chrysene were the only exception.

All samples of sausages and smoked meat complied with the limit for benzo(a)pyrene, including one sample with a higher level which, however, complied with the limit after the calculation of measurement uncertainty. On the other hand, a higher proportion of other PAH for which maximum limits are not established was detected.

Map	Sampling of food – polycyclic aromatic hydrocarbons (PAH)	p. 70
Table	Oils and fats – PAH	p. 71
Table	Sausages and smoked meat products – PAH	p. 71
Table	Meat of smoked fish and smoked fishery products	p.71

## 4. Farm animals

Blood samples and urine samples (for the detection of the use of unauthorised substances having a hormonal action) were taken from slaughter animals on farms; tissue samples for the detection of contaminants and residues, including unauthorised substances having a hormonal or sedative action and growth promoters, were taken from slaughtered animals at slaughterhouses.

### 4.1. Bovine animals

#### 4.1.1. Calves

No levels of chlorinated pesticides, polychlorinated biphenyls (PCB), residues of veterinary drugs including unauthorised medicinal substances exceeding limits were detected in veal, calf liver and kidney. All of these substances were present in practically immeasurable levels. No unauthorised substances having a hormonal action were proven in blood and urine of live calves on farms, as well as in urine and fat of slaughtered calves. This finding is the same as that from the previous year.

Map	Sampling of calves	p. 72
Table	Results for calves (4 sheets)	p. 73-76

#### 4.1.2. Young bovine animals under 2 years of age

The levels of chemical elements in muscle tissue, liver and kidney complied, except for one kidney sample containing cadmium at the level exceeding specified limit, with hygiene limits in all samples examined within planned sampling; the detected levels fell in an interval under 50 % of hygiene limits except for two kidney samples containing cadmium in an interval between 75 % – 100 % of the limit and one sample containing cadmium under 75 % of the limit. As apparent from the graphical expression of the results, a continuous decrease in the content of arsenic and lead in liver and kidney, and stable low levels of mercury are observed; however, on the other hand, the levels of cadmium in liver and kidney are apparently increasing. The problem can be found at several sites and the source thereof is being traced in co-operation with the CISTA (soil-feeds). Nevertheless, it is held that higher levels of cadmium in kidney samples are found in cows, in particular in older animals. The presence of the radioisotopes of caesium in muscle samples was not measurable or, only very low levels were detected sporadically.

The levels of chlorinated pesticides, polychlorinated biphenyls (PCB) and residues of organophosphorous insecticides complied with required limits in all cases; all levels fell into an interval under 50 % of specified limits. Aflatoxins in liver were not detected at measurable concentrations. The residues of veterinary medicinal products, unauthorised drugs and substances having a hormonal action were detected neither in live animals nor in tissues of slaughtered young bovine animals.

No non-compliant concentrations of dioxins and DL-PCB were detected in muscle tissue samples except for one sample which, however, complied with the limit after the calculation of measurement uncertainty; mono-ortho PCB (DL-PCB) represented a higher proportion of the total dioxin and DL-PCB sum. The content of brominated flame retardants (BFR) was not detected at measurable concentrations.

Map	Sampling of young bovine animals under 2 years of age	p. 77
Table	Results for young bovine animals under 2 years of age (6 sheets)	p. 78-82
Graph	The average content of R+C in liver of young bovine animals under 2 years of age (1992-2010)	p. 83
Graph	The average content of R+C in kidney of young bovine animals under 2 years of age (1990(1)-2010)	p. 84
Graph	The average content of DDT in foodstuffs and raw materials (1990-2010)	p. 48
Graph	The average content of PCB sum in foodstuffs and raw materials (1990-2010)	p. 45

#### 4.1.3. Cows

No concentrations of chemical elements exceeding specified limits were detected in muscle tissue and liver of cows. Cadmium contents exceeding limits were in two liver samples, and an increased cadmium level in one another kidney sample which, however, complied with the limit after the calculation of measurement uncertainty. In holdings in animals from which levels of cadmium exceeding limits were found in previous years repeatedly, targeted testing for the source of cadmium content was ordered in kidney samples at all slaughters, either as a new testing, or as a testing which already started earlier. Kidney of various age categories of cows were tested within it. Further 10 increased cadmium levels in kidney samples were detected; however, all levels detected fell into an interval between 50 % - 100 % of specified limit. Emergency veterinary measures were imposed on several holdings which ordered the seizure (confiscation) of all kidneys from all cows of a specified age; the areas with a long-term increased load from surrounding industrial activities or, with specific conditions of cadmium content in soil and subsequently in feedingstuffs are concerned. The issue is the subject of a joint study performed in co-operation with the CISTA in particular sites. The content of other heavy metals complied with specified limits. All other monitored residues and contaminants from the group of veterinary drugs, unauthorised medicinal substances, chlorinated pesticides, PCB, organophosphorous insecticides and aflatoxins complied with hygiene limits and did not reach 50 % of specified limits. The residues of unauthorised substances having a hormonal action were detected in the tissues of neither live nor slaughtered animals; no residues of unauthorised substances having pharmacological action were detected in blood samples as well.

Map	Sampling of cows	p. 85
Table	Results for cows (5 sheets)	p. 86-90

## 4.2. Sheep and goats

In sheep, no non-compliant levels of monitored residues and contaminants were detected in muscle samples. Most of residues of veterinary drugs were not detected at measurable levels, as well as the content of chlorinated pesticides and PCB. The residues of veterinary drugs were not detected in sheep liver; the content of chemical elements (heavy metals) complied with specified limits except for one sample containing a limit exceeding level of cadmium (site with previous glass manufacturing). The site was included in a long term monitoring. The concentrations of cadmium exceeding specified limit were detected in two sheep liver samples coming from the same site. The residues of unauthorised substances having a hormonal action, veterinary medicinal products and unauthorised drugs were not detected in any examined sample including urine.

No residues and contaminants exceeding 50 % of specified limits were detected in samples of goat's muscle, liver and kidney. The tissues did not practically contain any residues at measurable levels.

Map	Sampling of sheep	p. 91
Table	Results for sheep (4 sheets)	p. 92-95
Map	Sampling of goats	p. 96
Table	Results for goats (4 sheets)	p. 97-100

## 4.3. Pigs

### 4.3.1. Fattening pigs

All samples of meat, liver and kidney of fattening pigs examined within the monitoring complied with hygiene limits for chemical elements, chlorinated pesticides and residues of veterinary drugs. All measured levels fell into an interval under 50 % of the relevant limits or, no measurable levels were detected. However, in 8 samples, higher concentrations of cadmium, falling into an interval between 50 – 100 % of specified limit, were found. The presence of the radioisotopes of caesium was practically not detected in muscle samples.

The graphical expression of average results of the examination of pork liver and kidney for the content of chemical elements (heavy metals) documents a decreasing content of arsenic and lead and on, the other hand, there is an indication of an increase in the content of cadmium in liver and kidney.

No residues of unauthorised medicinal preparations were detected in blood and urine taken from live pigs on farms; the examination of fat samples (i.e. perirenal fat) did not prove the use of gestagens as well.

No non-compliant concentrations of dioxins and DL-PCB, expressed as World Health Organisation (WHO) toxic equivalent using the WHO-toxic equivalency factors (WHO-TEFs), were detected in muscle tissue samples; the level of dioxins (PCDD/F) fell into an interval between 75 – 100 % of the limit in one sample and 50 – 75 % in two samples.

The graphical expression of average results of the examination of pork for the content of PCB and DDT unambiguously documents a constantly decreasing content of these contaminants.

### 4.3.2. Sows

The residues of antimicrobials were proven in two samples from sows. In the first case, the residues of amoxicillin in kidney sample of a sow sent to a slaughterhouse before expiring of withdrawal period established for the medicinal product in question were concerned. The relevant sanctions were applied to the farmer. In the second case, the residues of dihydrostreptomycin in liver were concerned. In this case, no source of contamination was found, even after a thorough investigation since no records on treatment of the sow in question with a preparation containing dihydrostreptomycin were found.

In the year 2010, the SVA CR focused on taking samples from sows which were previously treated and in which at the day of slaughter the withdrawal period elapsed demonstrably. Samples were taken as targeted samples from the sites of injection application in which we awaited possible persistence of antibiotic residues. The assumption was confirmed with results and the residues of injection preparations were detected in muscle tissue from the sites of probable injection application and immediate vicinity in 19 cases; muscle tissue from other sites did not contain

any residues. The residues of amoxicillin, dihydrostreptomycin, oxytetracycline and tetracycline were concerned. The residues of dihydrostreptomycin were detected in four cases in liver and in two cases in kidney as well. The residues of oxytetracycline were found in one case in liver and kidney. The results confirmed the justification of international discussions on the establishment of withdrawal periods with respect to the sites of injection application within which it was confirmed that residues of certain medicinal preparations persisted beyond established withdrawal periods. The issue is discussed with both Czech and international authorities and specific targeted measures preventing the intrusion of residues from the sites of injection application to food chain are taken.

Map	Sampling of pigs	p. 101
Table	Results for pigs (7 sheets)	p. 102-108
Map	Sampling of sows	p.109
Table	Results for sows (4 sheets)	p. 110-113
Graph	The average content of R+C in liver of pigs (1990(1)-2010)	p. 114
Graph	The average content of R+C in kidney of pigs (1990(1)-2010)	p. 115
Graph	The average content of DDT in foodstuffs and raw materials (1990-2010)	p. 48
Graph	The average content of PCB sum in foodstuffs and raw materials (1990-2010)	p. 45

#### 4.4. Poultry

The samples of poultry and waterfowl were taken at poultry slaughterhouses at slaughter weight or directly on farms before the planned time of slaughter.

##### 4.4.1. Poultry

No levels of monitored chemical elements exceeding limits were found in chicken broiler muscle samples, except for one limit exceeding sample containing arsenic. The broiler concerned came from organic farming. The source of arsenic was not found and repeated examinations did not prove non-compliant arsenic contents. No levels of chlorinated pesticides, other pesticides, polychlorinated biphenyls (PCB) and residues of drugs exceeding limits were found in any sample. The residues of coccidiostats and veterinary drugs, including unauthorised drugs, were not detected practically. No non-compliant concentrations of dioxins and DL-PCB, expressed as World Health Organisation (WHO) toxic equivalent using the WHO-toxic equivalency factors (WHO-TEFs), were detected; non-ortho and mono-ortho PCB (DL-PCB) represented a higher proportion of the total dioxin and DL-PCB sum. In one case, the total dioxin and DL-PCB sum fell into an interval between 75 % and 100 % of the maximum limit. The content of brominated flame retardants (BFR) was not measurable.

The residues of certain coccidiostats were detected: nicarbazine in four samples of broiler liver, lasalocid in one sample and decoquinate in two samples. Binding instructions aimed at the prevention of cross-contamination of feedingstuffs were issued – i.e. a clear identification of silos, the designation of a separate silo for feedingstuffs containing nicarbazine, cleaning of feeders after the use of feedingstuffs containing nicarbazine, taking of control samples after the delivery of feedingstuffs intended for the final stage of fattening, as well as further measures, including a better awareness of staff. The CISTA was informed of the case. No residues of chloramphenicol (an unauthorised drug for animals intended for the production of foodstuffs) were detected in chicken broilers; mycotoxins were not detected at measurable levels.

All muscle and liver samples of culled laying hens complied with the limits for all monitored residues and contaminants in all cases. Mycotoxins were not detected at measurable levels.

No concentrations of chemical elements exceeding maximum permitted levels were found in muscle tissue and liver samples of turkeys; the detected levels were very low. The only exception represented one sample in which the content of cadmium fell into an interval between 75 and 100 % of the limit. The contents of chlorinated pesticides and polychlorinated biphenyls (PCB) safely met hygiene limits. The residues of veterinary drugs and additives were not proven.

Map	Sampling of chicken	p. 116
Table	Results for chicken (3 sheets)	p. 117-119

Map	Sampling hens	p. 120
Table	Results for hens (3 sheets)	p. 121-123
Map	Sampling for turkeys	p. 124
Table	Results for turkeys (3 sheets)	p. 125-127

#### 4.4.2. Waterfowl

No residues of veterinary medicinal products and unauthorised drugs were detected in muscles and liver of waterfowl (mainly ducks); as well as the residues of chlorinated pesticides and PCB. The content of chemical elements was very low. Mycotoxins were not detected in liver samples at measurable levels.

Map	Sampling of waterfowl	p. 128
Table	Results for waterfowl (2 sheets)	p. 129-130

#### 4.5. Ostriches

No levels of chemical elements exceeding limits, as well as the residues of chlorinated pesticides and polychlorinated biphenyls (PCB), were found in muscle and liver samples of ostriches. All results fell into an interval under 50 % of maximum limits or, they were not at measurable levels at all. The residues of drugs or unauthorised medicinal products were not found. The finding is similar to those from the previous years.

Map	Sampling of ostriches	p. 131
Table	Results for ostriches (3 sheets)	p. 132-134

#### 4.6. Quails

Within the monitoring, quails are examined as farmed animals that are slaughtered for meat intended for placing on the market. No levels of chemical elements, chlorinated pesticides and polychlorinated biphenyls (PCB) exceeding limits were found in muscle samples. The residues of veterinary drugs including prohibited substances were not detected at measurable levels. The finding is similar to those from the previous years.

Map	Sampling of quails	p. 135
Table	Results for quails	p. 136

#### 4.7. Rabbits

No levels of monitored chemical elements, chlorinated pesticides and polychlorinated biphenyls (PCB) exceeding limits were found in domestic rabbits. The content of organochlorine substances and heavy metals did not reach 50 % of hygiene limits. The residues of salinomycin were detected in one case, the residues of robenidine in another case – in liver samples. The liver concerned was withdrawn from the market pending satisfactory results of repeated analyses. 10 kg of liver from the batch containing robenidine were destroyed. The residues of veterinary drugs and additives were not detected at measurable levels in rabbit muscle tissue. The presence of the radioisotopes of caesium in muscle tissue was practically not detected.

Map	Sampling of rabbits	p. 137
Table	Results for rabbits (3 sheets)	p. 138-140

#### 4.8. Horses

Neither the levels of chlorinated pesticides exceeding limits, nor measurable concentrations of prohibited drugs and other veterinary medicinal products were detected in horsemeat. The level of flunixin, a non-steroid antiflogistic drug, exceeding limit was found in one horse; meat and organs were seized (confiscated). The concentration of

cadmium exceeding limit was found in liver and kidney of one horse. No unauthorised substances having pharmacological action were found in urine; neither aflatoxins nor ochratoxin A were detected in liver and kidney samples at measurable levels.

Map	Sampling of horses	p. 141
Table	Results for horses (4 sheets)	p. 142-145

#### 4.9. Farmed cloven-hoofed animals

According to the veterinary legislation, game animals kept on farms in a commercial way are considered to be farm animals and, at the same time, also slaughter animals that are to be slaughtered at approved establishments or, under specified conditions, on farms. In the group of farm animals, 23 fallow deers, 17 deers and 2 roe deers were examined. No levels of chemical elements, chlorinated pesticides and polychlorinated biphenyls (PCB) exceeding limits were detected in muscle and liver samples of such animals. No measurable concentrations of the residues of veterinary drugs or unauthorised substances having a hormonal action were detected in muscle and liver of these animals as well.

Map	Sampling of farmed cloven-hoofed animals	p. 146
Table	Results for farmed cloven-hoofed animals (2 sheets)	p. 147-149

#### 4.10. Snails

Muscle tissue of snails (*Helix pomatia*) was examined for the content of residues and contaminants, in particular for the purpose of the checks on meeting the guarantees of food safety of this raw material. Just as in previous years, no levels of chemical elements, chlorinated pesticides and polychlorinated biphenyls (PCB) exceeding limits were detected. In one sample, the content of cadmium fell into an interval between 75 % and 100 % of the relevant limit.

Map	Sampling of snails	p. 150
Table	Results for snails	p. 151

#### 4.11. Freshwater fish

The samples of carps and trouts originated from fish farming. In carps, no residues of unauthorised medicinal products and veterinary drugs were detected, including malachite green and its metabolic form, leucomalachite green (a drug unauthorised for fish intended for human consumption). The content of chlorinated pesticides and PCB was very low and safely met hygiene limits. No non-compliant concentrations of dioxins and DL-PCB, expressed as World Health Organisation (WHO) toxic equivalent using the WHO-toxic equivalency factors (WHO-TEFs), were detected in carp muscle samples. The results of all samples fell into an interval under 50 % of specified limits. The content of brominated flame retardants (BFR) was not detected at measurable concentrations; mycotoxins were not detected at measurable levels as well. The presence of the radioisotopes of caesium was practically not detected, except for a very low caesium ( $^{137}\text{Cs}$ ) activity.

The residues of malachite green (MG) and its leucoform (LMG) not exceeding the permitted level of MRL (i.e. 2.0 ppb) were detected in two samples of rainbow trouts. However, this finding suggests for a significant improvement, as compared with previous years where detections of the residues of malachite green and in particular its leucoform, leucomalachite green, were relatively frequent. Ordered restriction measures and strengthened checks on fish farming holdings prevented possible unauthorised use of these substances, in particular for the treatment of trout eggs and fry against fungi. The measure that fish containing levels higher than (or close to) the limit of 2.0 ppb could not be placed on the market and had to be safely disposed of, or kept under official supervision pending favourable results of the examinations for the substance (i.e. under tolerable level), was ordered. Other monitored residues and contaminants safely complied with specified limit. The residues of veterinary drugs were not detected.

No residues of veterinary drugs were detected in another farmed fish species. The content of chlorinated pesticides and PCB was very low and did not reach 50 % of hygiene limits, except for **arene** (50 – 75 % of the limit); the concentrations of chemical element complied safely as well. Mycotoxins were not detected at measurable levels. No non-compliant concentrations of dioxins and DL-PCB, expressed as World Health Organisation (WHO) toxic

equivalent using the WHO-toxic equivalency factors (WHO-TEFs), were detected in fish samples. The content of brominated flame retardants (BFR) was not detected.

Map	Sampling of freshwater fish – carps – farmed	p. 152
Table	Results for freshwater fish – carps – farmed (2 sheets)	p. 153-154
Map	Sampling of freshwater fish – trouts – farmed	p. 155
Table	Results for freshwater fish – trouts – farmed (2 sheets)	p. 156-157
Map	Sampling of freshwater fish – other species – farmed	p. 158
Table	Results for freshwater fish – other species – farmed (2 sheets)	p. 159-160

## 5. Wild game

The results of the examinations of muscle tissue of main wild game species are presented in this chapter. Samples were taken particularly at game processing establishments. In order to assess the detected levels of **lead** properly, it is necessary to take into account that the animals are hunted by guns with lead-containing ammunition, **so a contamination by projectiles might occur**. Commission Regulation (EC) No 1881/2006 setting maximum levels for certain contaminants in foodstuffs, as amended, does not establish ML for lead in meat and organs of wild game. With respect to the prevention of an unnecessary load of consumers with lead, veterinary administration authorities assessed levels of lead exceeding an action limit of 1 mg/kg as high, potentially threatening consumer health. Users of hunting areas, as well as producers of products from game meat, were informed of these findings.

### 5.1. Pheasants and wild ducks

The levels of monitored chemical elements in muscle tissue of pheasants complied with applicable limits in all samples analysed. Just as in previous years, the residues of chlorinated pesticides and polychlorinated biphenyls (PCB) safely complied with hygiene limits in all cases.

In wild ducks, the levels of chemical elements complied with applicable limits, except for two samples showing the level of lead exceeding the limits and two another samples showing the level of mercury exceeding the limits. The levels of chlorinated pesticides and PCB safely complied with hygiene limits.

Map	Sampling of pheasants	p. 161
Table	Results for pheasants	p. 162
Map	sampling of wild ducks	p. 163
Table	Results for wild ducks	p. 164

### 5.2. Hares

The levels of monitored chemical elements, residues of chlorinated pesticides and polychlorinated biphenyls (PCB) complied with hygiene limits in all analysed muscle tissue samples of brown hares. All values fell into an interval under 50 % of the limits.

Map	Sampling of hares	p. 165
Table	Results for hares	p. 166

### 5.3. Wild boar (feral pigs)

No concentrations of chemical elements were found in muscle tissue of wild boar, except for four samples containing the level of lead exceeding limit. Even though the contamination of muscle tissue with projectiles could not be excluded (i.e. muscle tissue sampled), the results must be assessed as serious with respect to the consumer load with lead from such meat. Individual hunters' associations were warned thereof. The residues of chlorinated pesticides and polychlorinated biphenyls (PCB) did not exceed specified hygiene limits in any of the examined samples (under 50 % of the limits in all cases).



No maximum limits of dioxins and DL-PCB are established for this animal species. The muscle tissue samples of wild boar were assessed according to the limits established for pork. In this respect, the level of dioxins and DL-PCB, expressed as World Health Organisation (WHO) toxic equivalent using the WHO-toxic equivalency factors (WHO-TEFs), detected in one sample was assessed as threshold or non-compliant; non-ortho and mono-ortho PCB (DL-PCB) represented a higher proportion of the total dioxin and DL-PCB sum. A higher contamination of wild boar by dioxins, as compared with domestic pigs, results probably from a direct contact of wild boar with soil contaminated by immissions with dioxins. Brominated flame retardants (BFR) were not proven.

The presence of the radioisotopes of caesium  $^{134}\text{Cs}$  in muscle tissue was practically not measured, except for one sample showing the level of  $^{137}\text{Cs}$  of 29.4 Bq/kg (limit: 600 Bq/kg).

Map	Sampling of wild boar (feral pigs)	p. 167
Table	Results for wild boar (feral pigs)	p. 168

#### 5.4. Other cloven-hoofed animals

In the group of other cloven-hoofed animals (excluding wild boar), 18 deers, 3 sika deers, 5 fallow deers and 3 roe deers were examined. No non-compliant levels were detected in any of the samples analysed. All level fell into an interval under 50 % of hygiene limits. The presence of the radioisotopes of caesium  $^{134}\text{Cs}$  in muscle tissue was practically not measured, except for one sample showing the level of  $^{137}\text{Cs}$  of 222.42 Bq/kg (limit: 600 Bq/kg).

Map	Sampling of other cloven-hoofed animals	p. 169
Table	Results for other cloven-hoofed animals	p. 170
Map	Sampling of mouflons	p. 171
Table	Results for mouflons	p. 172

### 6. Examination for radioactive substances (radionuclides)

The examinations for the contamination of raw materials and foodstuffs of animal origin with radioisotopes  $^{134}\text{Cs}$  and  $^{137}\text{Cs}$  have been performed at selected State Veterinary Institutes (SVI Prague and SVI Olomouc) since the Chernobyl nuclear disaster (1986). Currently (as well as in several previous years), the situation is quite favourable. It means that the detected levels of these radioisotopes are deeply under the levels of 600 or 370 Bq/kg, respectively. The results of the examinations of individual commodities are included in this assessment report. We hereby present summary information only. It may be stated that the detected contamination with the radioisotopes of caesium is at the detection limit of measurement devices or, deeply under specified limits (wild boar), respectively. However, sporadic findings in cloven-hoofed animals at the level above 100 Bq/kg cannot be still excluded.

### 7. Examination for “dioxins”

Since the year 2000, veterinary inspectors have been taking the samples of rendering fats, carps, and butter for the analyses for the presence of so-called “dioxins” (PCDD/F): polychlorinated dibenzo-p-dioxins (PCDDs) and polychlorinated dibenzofurans (PCDFs), as well as 12 congeners of polychlorinated biphenyls which show toxicological characteristics similar to those of dioxins and so they are called dioxin-like PCB (DL-PCB); the samples of beef and eggs have been taken since the year 2004 as well. More than 90 % of dioxins get into human body from food, in particular foodstuffs of animal origin

The analyses of the above mentioned samples had been carried out by the National Reference Laboratory for Dioxins of the Ministry of Public Health, at the District Public Health Laboratory in Frýdek-Místek till the year 2005; since the year 2005, the analyses have been performed within this monitoring at the SVI in Prague using the HRGC/HRMS techniques for the examination of specified commodities from specified regions. The results of the examinations are presented according to the relevant commodities (i.e. rendering fat, fish meals, beef and pork, poultry meat, wild boar meat, hen eggs, raw milk, butter, carp) in this report. All samples met the limits set out in Commission Regulation (EC) No 1881/2006. With respect to the limit specified for dioxins and DL-PCB (PCDD/F-PCB) in pork, one sample of wild boar meat was assessed as non-compliant.

As apparent from the graphs, the average results of the examinations of selected commodities are favourable with respect to specified limits (Commission Regulation (EC) No 1881/2006). In wild boar, for which no limits are

established, the average values of dioxins (PCDD/F-TEQ) and the average levels for the total dioxin and DL-PCB sum (PCDD/F-PCB-TEQ) were satisfactory. The main proportion in the total content of dioxins and DL-PCB was represented by polychlorinated biphenyls having dioxin effect

Graphs	Results for dioxins (2 sheets)	p. 173-174
--------	--------------------------------	------------

## 8. Conclusions

**76 208 analyses in total** were performed by the State Veterinary Administration of the Czech Republic within the monitoring of residues and contaminants in the year 2010, 74 845 from which as planned sampling, 784 as targeted examinations of suspect samples and 579 as analyses of the samples of imported commodities. The total percentage of **non-compliant findings** was of **0.17 %** in the year assessed, which percentage is practically the same as that in the previous year (0.18 %).

As for feedingstuffs and feed materials of animal origin, the samples mostly complied with specified limits. The residues of unauthorised veterinary medicinal preparations were not detected. The concentrations of chlorinated pesticides, polychlorinated biphenyls, dioxins and other industrial contaminants complied with maximum limits as well. The contents of chemical elements (heavy metals) complied with maximum limits in all cases. The trend in the content of chemical elements in complete feedingstuffs reflects almost stabilised content of arsenic, mercury and cadmium at low levels with respect to specified limits and, in the case of lead, continued slight decrease in its concentration in feedingstuffs during last years. In totally 17 cases, the residues of feed additives from the group of coccidiostats were detected at non-compliant concentrations, in particular the residues of salinomycin, narasin, monensin, lasalocid, maduramicin and nicarbazine. Individual cases were solved to in co-operation with the CISTA. Water used for watering farm animals was examined in exceptional cases only, in connection with a possible administration of an unauthorised drug (chloramphenicol, clenbuterol, dimetridazole, etc.) to bovine animals and poultry with negative results, as well as in exceptional cases for the detection of the use of malachite green in trout farming. The application of unauthorised drugs *via* water used for watering of livestock or in fish farming was not proven.

As for raw materials and foodstuffs such as raw cow's milk, sheep milk and goat's milk, drinking milk and milk products including cheese, infant and baby formulas containing animal proteins, all samples complied with specified limits for chlorinated pesticides, industrial contaminants, mycotoxins, radionuclides nad veterinary drugs, except for one sample of raw cow's milk in which the residues of a veterinary drug, chloramphenicol, i.e. the drug which cannot be used in animals intended for the production of food. Other residues and contaminants monitored in milk products safely complied with specified limits.

As for samples of hen eggs and egg products, all samples complied with maximum limits for monitored residues and contaminants. As for quail's eggs the residues of a coccidiostat nicarbazine were detected in one sample; other residues and contaminants monitored in quail's eggs complied with specified limits in all samples.

As for honey, all samples complied with specified limits for chemical elements and other monitored chemical substances, the residues of veterinary drugs were nit detected.

As for meat products and poultry meat products, including canned meat and canned poultry meat, the samples thereof complied with specified limits for residues and contaminants in most cases. In two cases (smoked pork leg, deer salami), the samples analysed contained lead at the level exceeding specified limits. In the case of deer salami, the source of lead was raw material – game meat, probably contaminated with lead from a projectile. In one sample of sausages, the concentration of mercury exceeding limits was detected. A thorough investigation of all raw material used revealed the possible source – collagenous casings due to the replacement of food grade hydrochloric acid with technical one.

Examination for polycyclic aromatic hydrocarbons (PAH), i.e. 16 isomers including benzo(a)pyrene for which the maximum limit is established in Commission Regulation (EC) No 1881/2006, was included in the monitoring in the year 2010. Food can be contaminated with PAU during smoking, heating or drying where a direct contact of food with combustion products can occur. The examinations focused in particular on samples of pork lard, smoked meat products, smoked fish and fishery products. The results of individual samples were assessed with regard to the limit for benzo(a)pyrene (fats and oils – 2.0 µg/kg of fresh weight, sausages, smoked meat and smoked fish – 5.0 µg/kg of fresh weight). As for pork lard, no concentrations of indicator benzo(a)pyrene were detected, as well as of a number of other monitored PAH. Measurable concentrations of chrysene were the only exception. As for sausages and smoked meat, all samples complied with the limit for benzo(a)pyrene. On the other hand, a higher proportion of other PAH for which maximum limits are not established was detected.

The residues of unauthorised substances having a hormonal action were not proven in bovine animals, sheep and goats, pigs, rabbits, poultry and farmed game. In two sites with long term industrial load with heavy metals (glass manufacturing), the levels of cadmium exceeding specified limits were detected in liver and kidney of two sheep. The animals from these sites will be subject to a strengthened control. However, generally speaking, it is possible to observe the trend of a decrease in the contents of arsenic and lead in liver and kidney of farm animals, as well as a stable content of mercury; however, on the other hand, an increase in the content of lead in liver and in particular in liver of bovine animals can be observed. The problem concerns several sites and it is being solved in co-operation with the CISTA (back-tracing of the source, soil-feed). Nevertheless, it is held that higher levels of cadmium in kidney samples are found in cows, in particular in older animals. The presence of the radioisotopes of caesium in muscle samples of farm animals was not measurable or, only very low levels were detected sporadically.

The residues of antimicrobials were proven in two samples from sows. In the first case, the residues of amoxicillin in kidney sample of a sow sent to a slaughterhouse before expiring of withdrawal period established for the medicinal product in question were concerned. In the second case, the residues of dihydrostreptomycin in liver were concerned. In the year 2010, the SVA CR focused on taking samples from sows which were previously treated and in which at the day of slaughter the withdrawal period elapsed demonstrably. Samples were taken as targeted samples from the sites of injection application in which we awaited possible persistence of antibiotic residues. The assumption was confirmed with results and the residues of injection preparations were detected in muscle tissue from the sites of probable injection application and immediate vicinity in 19 cases; muscle tissue from other sites did not contain any residues. The residues of amoxicillin, dihydrostreptomycin, oxytetracycline and tetracycline were concerned. The residues of dihydrostreptomycin were detected in four cases in liver and in two cases in kidney as well. The residues of oxytetracycline were found in one case in liver and kidney. The results confirmed the justification of international discussions on the establishment of withdrawal periods with respect to the sites of injection application within which it was confirmed that residues of certain medicinal preparations persisted beyond established withdrawal periods.

As for raw materials from sea, no non-compliant sample was recorded, except for one sample – cod à la salmon – salted, marinated, crushed, containing food colorants (E 101, E 124). A repeated finding in the same manufacturer was concerned. The samples of market freshwater fish from the national production complied with hygiene limits.

As for game animals, no non-compliant levels of monitored chemical substances and chemical elements were detected, except for several levels of lead probably connected with the contamination with projectiles after hunting.

The examinations for the contamination of raw materials and foodstuffs of animal origin by the radioisotopes  $^{134}\text{Cs}$  and  $^{137}\text{Cs}$  have been performed since the Chernobyl nuclear disaster (1986). Currently (as well as in several previous years), the situation is quite favourable, which means that the detected levels of these radioisotopes are deeply under the level of 600 or 370 Bq/kg, respectively. The results of the examinations were at the detection limit of measurement devices. In several and really sporadic cases, the levels around 100 Bq/kg may still occur in wild boar or other cloven-hoofed animals.

The detected levels of so-called “dioxins” (PCDD/F), the sum of dioxins and 12 congeners of polychlorinated biphenyls showing toxicological characteristic similar to those of dioxins (DL-PCB) complied in all examined samples with specified limits. The results of the examinations are presented according to the relevant commodities (i.e. rendering fat, fish meals, beef and pork, poultry meat, wild boar meat, hen eggs, raw milk, butter, carp) in this report. In the case of wild boar, the results were assessed according to the limits specified for domestic pigs, since no limits for this game animal category have been established yet. Generally speaking, a higher proportion of the total dioxin and DL-PCB sum was represented by non-ortho and mono-ortho PCB congeners (DL-PCB).

Health safety of raw materials and foodstuffs of animal origin can be, with respect to the content of residues and contaminants, assessed as favourable. As apparent from tables containing overviews of examinations for residues and contaminants in the year 2010, as well as from trend graphs for previous 20 years, an average content of most of monitored residues and contaminants is deeply under specified limits and their incidence was decreasing, except for an increasing trend of cadmium content in bovine kidney (local problems are probably concerned). The detection of the residues of veterinary drugs (certain antibiotics) in the sites of injection application in sows must be regarded as important.

This publication is drawn up in an electronic form as the PDF file. Together with other issues of the Information Bulletin of the SVA CR, it is distributed on CD-ROM and presented on the official web page of the SVA CR

[WWW.SVSCR.CZ](http://www.svscr.cz)

Technical preparation of the publication:  
Information Centre of the SVA CR, Ostašovská 521, 460 11 Liberec 11  
*tel.:* 485 107 696, *fax:* 485 107 903, *e-mail:* icsvscr@svscr.cz

## Structure of database CLX

Field	Name of field	Type	Length	Dec.	Description	Duty	Catalogue
1	PRAC	Character	3		code of laboratory	ano	LABOR
2	DUVOD	Character	2		reason of sampling	ano	CL_DUV
3	DATUM	Date	8		date of sampling	ano	---
4	PROT	Character	10		description of laboratory protocol	ano	---
5	ZADAV	Character	3		code of regional veterinary administration	ne	OVS
6	KU	Character	5		code of cadastral district's sampling	ne	KU
7	OKRES	Character	2		code of district's sampling	ne	OKRES
8	ZEME	Character	3		code of sample origin country	ano	ZEME
9	ICO	Numeric	9		identification number of sample's owner	ne	---
10	PODNIK	Character	9		code of animal husbandry	ne	PODNIKY
11	SKUPINA	Character	1		code of commodity - the first level	ano	CL_SKUP
12	VZOREK	Character	4		code of commodity - the second level	ano	CL_VZ_?
13	SPECIF	Character	2		code of commodity - the third level	ano	CL_SP_??
14	UZ	Character	15		animal's identification number	ne	---
15	VEK	Numeric	3		age of animal in months	ne	---
16	CL	Character	5		code of chemical substance	ano	CL_POPIS
17	METODA	Character	2		code of Analytical method	ano	CL_MET
18	PRIZNAK	Character	1		sign of result	ano	CL_PRIZN
19	VYSLEDEK	Numeric	12	5	numerical amount of result	ano	---
20	NEJISTOTA	Numeric	9	5	numeric deviation of result	ne	---
21	NEJIS_PROC	Numeric	5	1	deviation of result in per cent	ne	---
22	JEDNOTKY	Character	1		code of result units	ano	CL_JEDN
23	SUSINA	Numeric	5	1	content of dry matter in per cent	ne	---
24	TUK	Numeric	5	1	content of fat in per cent	ne	---
25	DL	Numeric	12	5	numerical amount of detection limit	ano	---
26	HL	Numeric	12	5	numerical amount of hygienic limit	ne	---
27	VYHODN	Character	1		evaluation in relation to hygienic limit	ano	CL_VYHOD
28	POZN	Character	20		note	ne	---
29	PRENOS	Numeric	3		number of transfer database in the year	ano	---

**General overview of the examination for residues  
according to commodities and sampling reasons in the year 2009**

<b>Commodity</b>	<b>Nr. of tests</b>	<b>Nr. of positive</b>	<b>% posit.</b>	<b>overlimit</b>	<b>% overlim.</b>
<b>Wild game, bioindicators</b>	<b>4 470</b>	<b>781</b>	<b>17,47</b>	<b>25</b>	<b>0,56</b>
Monitoring	4 403	759	17,24	23	0,52
Indicated sampling	22	9	40,91	2	9,09
Import	45	13	28,89		0,00
<b>Food animals</b>	<b>42 871</b>	<b>1 476</b>	<b>3,44</b>	<b>46</b>	<b>0,11</b>
Monitoring	42 532	1 379	3,24	29	0,07
Indicated sampling	127	60	47,24	17	13,39
Import	212	37	0,00		0,00
<b>Foodstuffs of animal origin</b>	<b>18 240</b>	<b>1 702</b>	<b>9,33</b>	<b>25</b>	<b>0,14</b>
Monitoring	16 453	1 072	6,52	8	0,05
Indicated sampling	947	414	43,72	8	0,84
Import	840	216	25,71	9	1,07
<b>Foodstuffs of plant and other origin</b>	<b>950</b>	<b>210</b>	<b>22,11</b>	<b>1</b>	<b>0,11</b>
<b>Feedstuffs</b>	<b>6 845</b>	<b>1 282</b>	<b>18,73</b>	<b>8</b>	<b>0,12</b>
Monitoring	6 074	1 013	16,68	6	0,10
Indicated sampling	288	68	23,61	2	0,69
Import	483	201	41,61		0,00
<b>Waters</b>	<b>1 021</b>	<b>359</b>	<b>35,16</b>	<b>32</b>	<b>3,13</b>
<b>Other samples</b>	<b>52</b>	<b>14</b>	<b>26,92</b>		<b>0,00</b>
<b>Total all samples</b>	<b>74 449</b>	<b>5 824</b>	<b>7,82</b>	<b>137</b>	<b>0,18</b>
Monitoring	69 776	4 232	6,07	66	0,09
Indicated sampling	3 093	1 125	36,37	62	2,00
Import	1 580	467	29,56	9	0,57

**General overview of the examination for residues  
according to commodities and sampling reasons in the year 2010**

<b>Commodity</b>	<b>Nr. of tests</b>	<b>Nr. of positive</b>	<b>% posit.</b>	<b>overlimit</b>	<b>% overlim.</b>
<b>Wild and farmed game, fish</b>	<b>4 040</b>	<b>755</b>	<b>18,69</b>	<b>12</b>	<b>0,30</b>
Monitoring	4 028	753	18,69	10	0,25
Indicated sampling	12	2	16,67	2	16,67
Import	0	0	0,00	0	0,00
<b>Farm animals</b>	<b>47 035</b>	<b>1 600</b>	<b>3,40</b>	<b>78</b>	<b>0,17</b>
Monitoring	46 996	1 576	3,35	78	0,17
Indicated sampling	39	24	61,54	0	0,00
Import	0	0	0,00	0	0,00
<b>Foodstuffs of animal origin</b>	<b>17 295</b>	<b>1 159</b>	<b>6,70</b>	<b>5</b>	<b>0,03</b>
Monitoring	17 231	1 128	6,55	5	0,03
Indicated sampling	50	27	54,00	0	0,00
Import	14	4	28,57	0	0,00
<b>Animal feed</b>	<b>6 770</b>	<b>1 216</b>	<b>17,96</b>	<b>17</b>	<b>0,25</b>
Monitoring	6 193	984	15,89	17	0,27
Indicated sampling	12	10	83,33	0	0,00
Import	565	222	39,29	0	0,00
<b>Foodstuffs of plant and other origin</b>	<b>320</b>	<b>23</b>	<b>7,19</b>	<b>0</b>	<b>0,00</b>
Monitoring	317	20	6,31	0	0,00
Indicated sampling	3	3	100,00	0	0,00
Import	0	0	0,00	0	0,00
<b>Waters</b>	<b>742</b>	<b>336</b>	<b>45,28</b>	<b>15</b>	<b>2,02</b>
Monitoring	80	0	0,00	0	0,00
Indicated sampling	662	336	50,76	15	2,27
Import	0	0	0,00	0	0,00
<b>Other samples</b>	<b>6</b>	<b>6</b>	<b>100,00</b>	<b>0</b>	<b>0,00</b>
Indicated sampling	6	6	100,00	0	0,00
<b>Total all samples</b>	<b>76 208</b>	<b>5 095</b>	<b>6,69</b>	<b>127</b>	<b>0,17</b>
Monitoring	74 845	4 461	5,96	110	0,15
Indicated sampling	784	408	52,04	17	2,17
Import	579	226	39,03	0	0,00

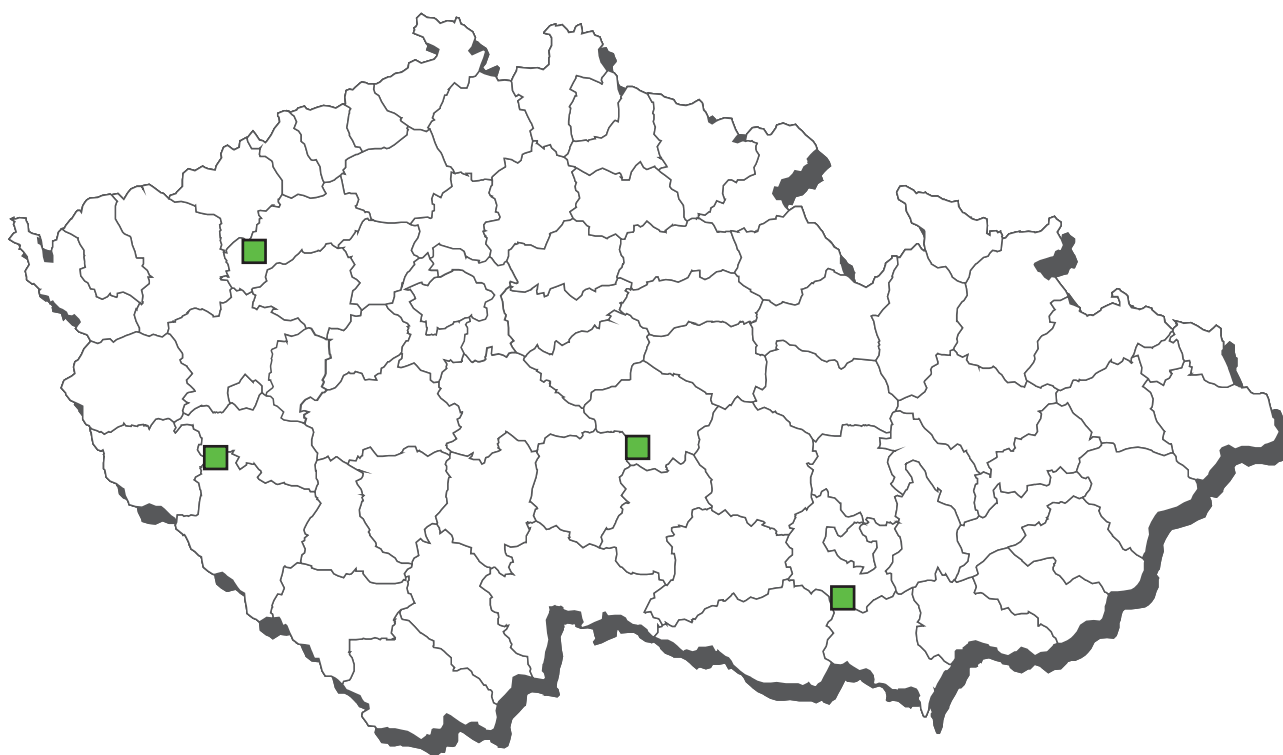
## Fish meals - import (mg/kg)

ng/kg µg/kg

Analyte	n	posit.	%pos.	n+	%+	median	average	10% quantil	90% quantil	maximum
A6 chloramphenicol	5	0	0,0	0	0,0	n.d.	*****	n.d.	n.d.	n.d.
B3a alfa-HCH	11	0	0,0	0	0,0	n.d.	*****	n.d.	n.d.	n.d.
B3a beta-HCH	11	0	0,0	0	0,0	n.d.	*****	n.d.	n.d.	n.d.
B3a DDT sum	11	8	72,7	0	0,0	0,000	0,002	n.d.	0,005	0,005
B3a dieldrin	11	0	0,0	0	0,0	n.d.	*****	n.d.	n.d.	n.d.
B3a endosulfan	11	0	0,0	0	0,0	n.d.	*****	n.d.	n.d.	n.d.
B3a endrin	11	0	0,0	0	0,0	n.d.	*****	n.d.	n.d.	n.d.
B3a lindane	11	1	9,1	0	0,0	n.d.	0,000	n.d.	n.d.	0,000
B3a heptachlor	11	0	0,0	0	0,0	n.d.	*****	n.d.	n.d.	n.d.
B3a HCB	11	2	18,2	0	0,0	n.d.	0,000	n.d.	0,000	0,000
B3a chlordan	11	0	0,0	0	0,0	n.d.	*****	n.d.	n.d.	n.d.
B3a PCB sum	14	7	50,0	0	0,0	0,000	0,001	n.d.	0,004	0,004
B3a toxaphene (cong.P26, P50, P62)	11	0	0,0	0	0,0	n.d.	*****	n.d.	n.d.	n.d.
B3a WHO-PCDD/F-PCB-TEQ	3	3	100,0	0	0,0	0,986	1,160	-	-	2,040
B3a WHO-PCDD/F-TEQ	3	3	100,0	0	0,0	0,422	0,628	-	-	1,120
B3c arsenic	26	26	100,0	0	0,0	2,345	2,375	0,924	4,197	6,100
B3c inorganic arsenic	15	5	33,3	0	0,0	n.d.	0,062	n.d.	0,238	0,280
B3c tin	15	14	93,3	0	0,0	0,034	0,051	0,005	0,164	0,310
B3c cadmium	11	11	100,0	0	0,0	0,202	0,242	0,057	0,683	0,772
B3c methylmercury	15	11	73,3	0	0,0	0,029	0,051	n.d.	0,199	0,387
B3c lead	11	10	90,9	0	0,0	0,140	0,219	0,034	0,717	0,811
B3c mercury	26	26	100,0	0	0,0	0,044	0,074	0,016	0,172	0,447
B3f 2,2',3,4,4',5',6-HeptaBDE	3	0	0,0	0	0,0	n.d.	*****	-	-	n.d.
B3f 2,2',4,4'-TetraBDE	3	0	0,0	0	0,0	n.d.	*****	-	-	n.d.
B3f 2,2',4,4',5-PentaBDE	3	0	0,0	0	0,0	n.d.	*****	-	-	n.d.
B3f 2,2',4,4',5,5'-HexaBDE	3	0	0,0	0	0,0	n.d.	*****	-	-	n.d.
B3f 2,2',4,4',5,6'-HexaBDE	3	0	0,0	0	0,0	n.d.	*****	-	-	n.d.
B3f 2,2',4,4',6-PentaBDE	3	0	0,0	0	0,0	n.d.	*****	-	-	n.d.
B3f 2,4,4'-TriBDE	3	0	0,0	0	0,0	n.d.	*****	-	-	n.d.

Analyte	hygienic limit (HL)	under 50%	50-75%	75-100%	100-150%	150-200%	over 200%
B3a alfa-HCH	0,02000 mg/kg	11	0	0	0	0	0
B3a beta-HCH	0,01000 mg/kg	11	0	0	0	0	0
B3a DDT sum	0,05000 mg/kg	11	0	0	0	0	0
B3a dieldrin	0,01000 mg/kg	11	0	0	0	0	0
B3a endosulfan	0,10000 mg/kg	11	0	0	0	0	0
B3a endrin	0,01000 mg/kg	11	0	0	0	0	0
B3a lindane	0,20000 mg/kg	11	0	0	0	0	0
B3a heptachlor	0,01000 mg/kg	11	0	0	0	0	0
B3a HCB	0,01000 mg/kg	11	0	0	0	0	0
B3a chlordan	0,02000 mg/kg	11	0	0	0	0	0
B3a PCB sum	1,00000 mg/kg	14	0	0	0	0	0
B3a toxaphene (cong.P26, P50, P62)	0,05000 mg/kg	11	0	0	0	0	0
B3c arsenic	15,00000 mg/kg	26	0	0	0	0	0
B3c inorganic arsenic	2,00000 mg/kg	15	0	0	0	0	0
B3c tin	10,00000 mg/kg	15	0	0	0	0	0
B3c cadmium	2,00000 mg/kg	11	0	0	0	0	0
B3c methylmercury	0,40000 mg/kg	14	0	1	0	0	0
B3c lead	10,00000 mg/kg	11	0	0	0	0	0
B3c mercury	0,50000 mg/kg	24	1	1	0	0	0

# Residues monitoring 2010 - sampling of rendered fats



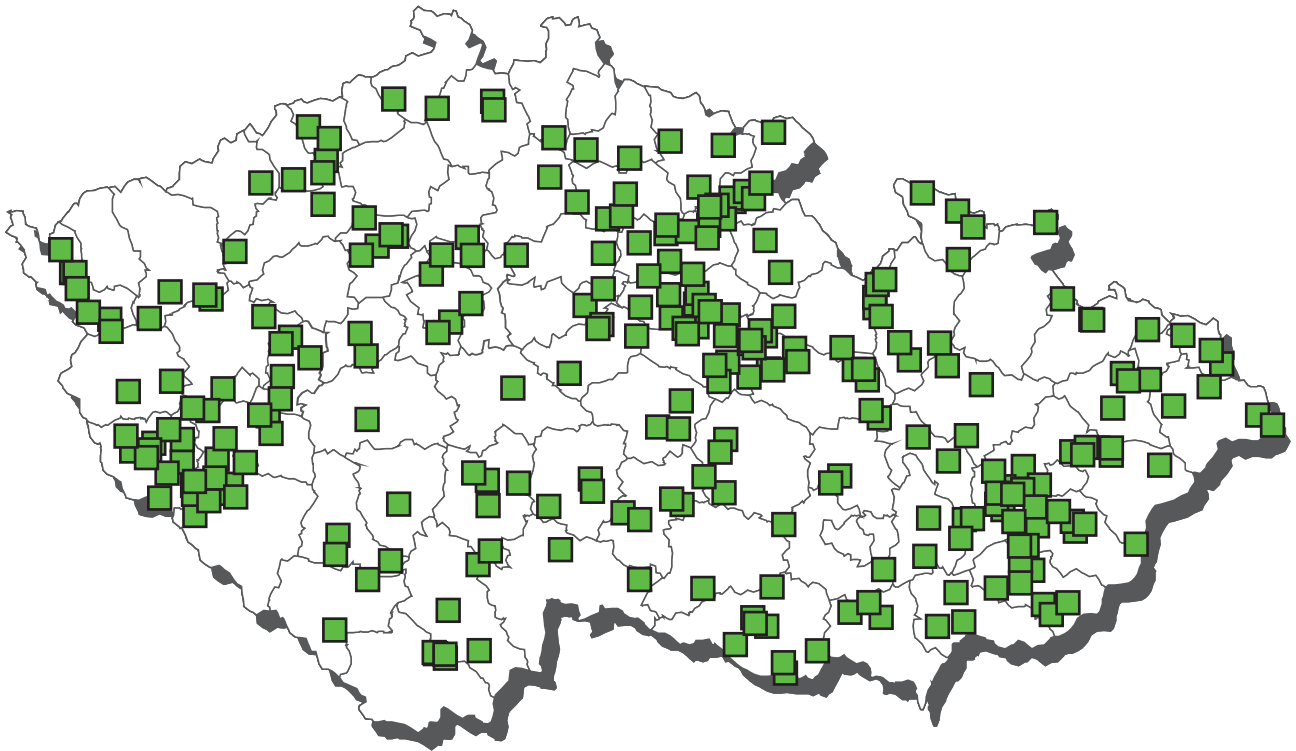


**Rendered fats - monitoring (ng/kg)**
**mg/kg    µg/kg**

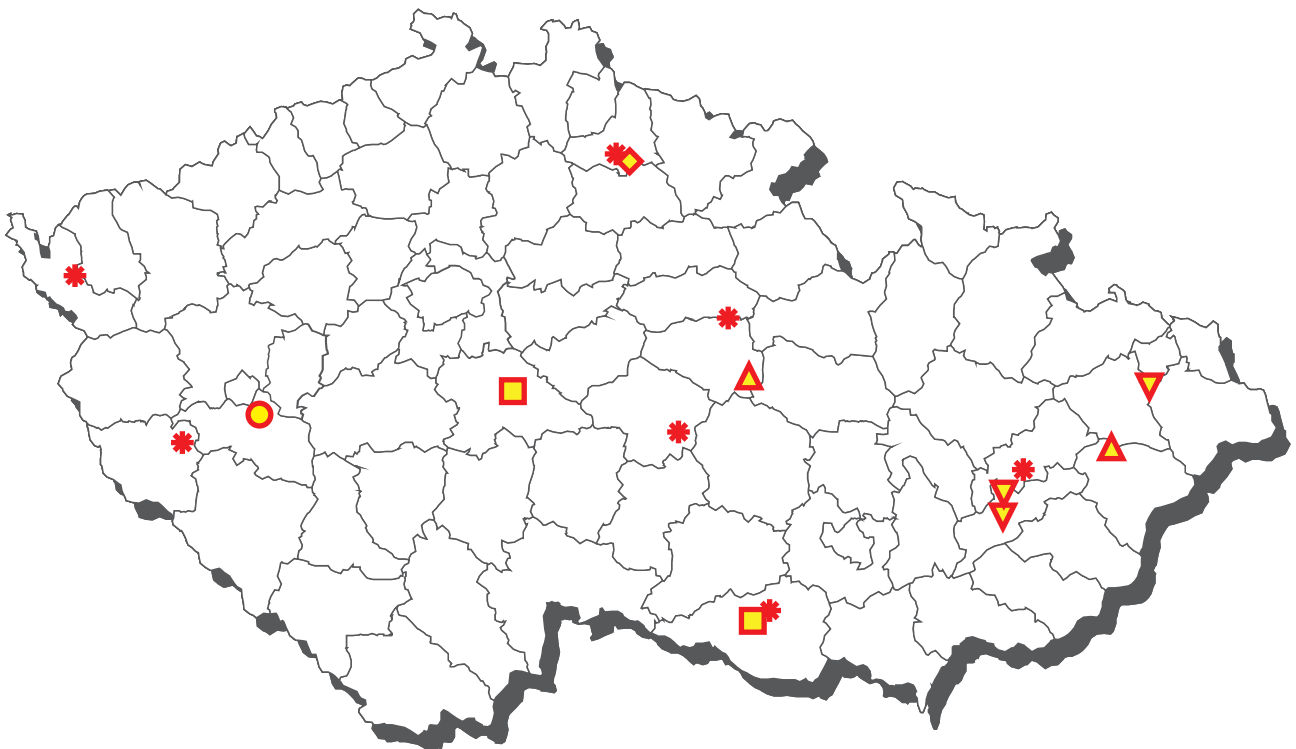
Analyte	n	posit.	%pos.	n+	%+	median	average	10% quantil	90% quantil	maximum
B3a PCB sum	4	3	75,0	0	0,0	0,003	0,006	-	-	0,020
B3a WHO-PCDD/F-PCB-TEQ	4	4	100,0	0	0,0	0,656	0,808	-	-	1,300
B3a WHO-PCDD/F-TEQ	4	4	100,0	0	0,0	0,266	0,300	-	-	0,427
B3f 2,2',3,4,4',5',6-HeptaBDE	4	0	0,0	0	0,0	n.d.	0,100	-	-	n.d.
B3f 2,2',4,4'-TetraBDE	4	0	0,0	0	0,0	n.d.	0,100	-	-	n.d.
B3f 2,2',4,4',5-PentaBDE	4	0	0,0	0	0,0	n.d.	0,100	-	-	n.d.
B3f 2,2',4,4',5,5'-HexaBDE	4	0	0,0	0	0,0	n.d.	0,100	-	-	n.d.
B3f 2,2',4,4',5,6'-HexaBDE	4	0	0,0	0	0,0	n.d.	0,100	-	-	n.d.
B3f 2,2',4,4',6-PentaBDE	4	0	0,0	0	0,0	n.d.	0,100	-	-	n.d.
B3f 2,4,4'-TriBDE	4	0	0,0	0	0,0	n.d.	0,100	-	-	n.d.

Analyte	hygienic limit (HL)	under 50%	50-75%	75-100%	100-150%	150-200%	over 200%
B3a PCB sum	0,05000 mg/kg	4	0	0	0	0	0
B3a WHO-PCDD/F-PCB-TEQ	3,00000 ng/kg	4	0	0	0	0	0
B3a WHO-PCDD/F-TEQ	2,00000 ng/kg	4	0	0	0	0	0

# Residues monitoring 2010 - sampling of complete and supplementary feedingstuffs



## Complete and supplementary feedingstuffs - non-compliant results 2010



- |              |               |            |           |
|--------------|---------------|------------|-----------|
| ■ lasalocid  | ● maduramicin | ▲ monensin | ▼ narasin |
| ◆ nicarbazin | * salinomycin |            |           |

## Complete and supplementary feedingstuffs - monitoring (mg/kg)

µg/kg

Analyte	n	posit.	%pos.	n+	%+	median	average	10% quantil	90% quantil	maximum
A5 brombuterol	20	0	0,0	0	0,0	n.d.	*****	n.d.	n.d.	n.d.
A5 clenbuterol	20	0	0,0	0	0,0	n.d.	*****	n.d.	n.d.	n.d.
A5 mabuterol	20	0	0,0	0	0,0	n.d.	*****	n.d.	n.d.	n.d.
A5 salbutamol	20	0	0,0	0	0,0	n.d.	*****	n.d.	n.d.	n.d.
A6 dimetridazole	30	0	0,0	0	0,0	n.d.	*****	n.d.	n.d.	n.d.
A6 chloramphenicol	16	0	0,0	0	0,0	n.d.	*****	n.d.	n.d.	n.d.
A6 metronidazole a MNZOH	30	0	0,0	0	0,0	n.d.	*****	n.d.	n.d.	n.d.
A6 ronidazole	30	0	0,0	0	0,0	n.d.	*****	n.d.	n.d.	n.d.
B1 sulfadiazine	69	0	0,0	0	0,0	n.d.	*****	n.d.	n.d.	n.d.
B1 sulfadimethoxine	69	0	0,0	0	0,0	n.d.	*****	n.d.	n.d.	n.d.
B1 sulfadimidine	69	0	0,0	0	0,0	n.d.	*****	n.d.	n.d.	n.d.
B1 sulfadoxine	69	0	0,0	0	0,0	n.d.	*****	n.d.	n.d.	n.d.
B1 sulfachlorpyridazine	69	0	0,0	0	0,0	n.d.	*****	n.d.	n.d.	n.d.
B1 sulfamerazine	69	0	0,0	0	0,0	n.d.	*****	n.d.	n.d.	n.d.
B1 sulfamethoxazole	69	0	0,0	0	0,0	n.d.	*****	n.d.	n.d.	n.d.
B1 sulfamethoxydiazine	69	0	0,0	0	0,0	n.d.	*****	n.d.	n.d.	n.d.
B1 sulfaquinoxaline	69	0	0,0	0	0,0	n.d.	*****	n.d.	n.d.	n.d.
B1 sulfathiazole	69	0	0,0	0	0,0	n.d.	*****	n.d.	n.d.	n.d.
B2b decoquinat	77	0	0,0	0	0,0	n.d.	*****	n.d.	n.d.	n.d.
B2b diclazuril	77	0	0,0	0	0,0	n.d.	*****	n.d.	n.d.	n.d.
B2b halofuginone	77	0	0,0	0	0,0	n.d.	*****	n.d.	n.d.	n.d.
B2b lasalocid	77	2	2,6	2	2,6	n.d.	0,179	n.d.	n.d.	7,850
B2b maduramicin	77	2	2,6	1	1,3	n.d.	0,047	n.d.	n.d.	3,230
B2b monensin	77	10	13,0	2	2,6	n.d.	0,174	n.d.	0,351	3,746
B2b narasin	77	6	7,8	3	3,9	n.d.	0,104	n.d.	n.d.	1,558
B2b nicarbazin	77	4	5,2	1	1,3	n.d.	0,065	n.d.	n.d.	0,630
B2b robenidine	77	1	1,3	0	0,0	n.d.	0,058	n.d.	n.d.	0,500
B2b salinomycin	77	16	20,8	8	10,4	n.d.	0,413	n.d.	0,942	7,410
B2f carbadox	30	0	0,0	0	0,0	n.d.	*****	n.d.	n.d.	n.d.
B2f olaquinoxid	30	0	0,0	0	0,0	n.d.	*****	n.d.	n.d.	n.d.
B3a alfa-HCH	120	1	0,8	0	0,0	n.d.	0,000	n.d.	n.d.	0,000
B3a beta-HCH	120	3	2,5	0	0,0	n.d.	0,000	n.d.	n.d.	0,001
B3a chlordan	120	0	0,0	0	0,0	n.d.	*****	n.d.	n.d.	n.d.
B3a DDT sum	120	34	28,3	0	0,0	n.d.	0,000	n.d.	0,001	0,019
B3a dieldrin	120	0	0,0	0	0,0	n.d.	*****	n.d.	n.d.	n.d.
B3a endosulfan	120	12	10,0	0	0,0	n.d.	0,000	n.d.	0,000	0,004
B3a endrin	120	0	0,0	0	0,0	n.d.	*****	n.d.	n.d.	n.d.
B3a lindane	120	2	1,7	0	0,0	n.d.	0,000	n.d.	n.d.	0,000
B3a heptachlor	120	0	0,0	0	0,0	n.d.	*****	n.d.	n.d.	n.d.
B3a HCB	120	3	2,5	0	0,0	n.d.	0,000	n.d.	n.d.	0,000
B3a PCB sum	120	10	8,3	0	0,0	n.d.	0,000	n.d.	n.d.	0,002
B3a toxaphene (cong.P26, P50, P62)	120	0	0,0	0	0,0	n.d.	*****	n.d.	n.d.	n.d.
B3b diazinon	86	0	0,0	0	0,0	n.d.	*****	n.d.	n.d.	n.d.
B3b phorate	86	0	0,0	0	0,0	n.d.	*****	n.d.	n.d.	n.d.
B3b pirimiphos-methyl	86	12	14,0	0	0,0	n.d.	0,018	n.d.	0,004	1,110
B3c arsenic	121	119	98,3	0	0,0	0,102	0,177	0,029	0,294	3,650
B3c cadmium	121	120	99,2	0	0,0	0,040	0,048	0,021	0,082	0,169
B3c lead	121	111	91,7	0	0,0	0,110	0,155	0,021	0,256	2,920
B3c mercury	121	104	86,0	0	0,0	0,001	0,001	n.d.	0,003	0,008
B3d aflatoxin B1	86	10	11,6	0	0,0	n.d.	0,062	n.d.	n.d.	0,500
B3d DON	86	36	41,9	0	0,0	n.d.	119,062	n.d.	357,300	1280,000
B3d ochratoxin A	86	42	48,8	0	0,0	n.d.	1,532	n.d.	3,415	42,580
B3d zearalenone	86	15	17,4	0	0,0	n.d.	12,171	n.d.	50,000	61,000

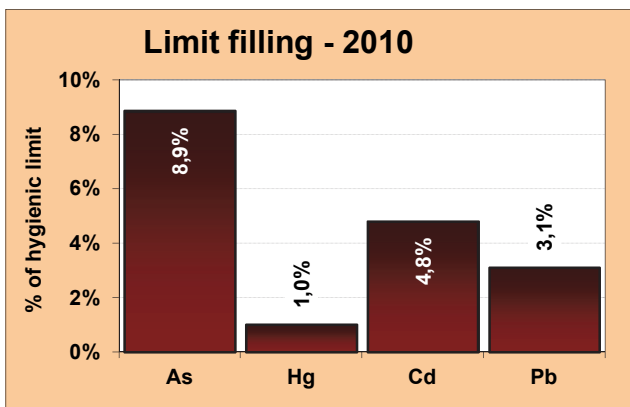
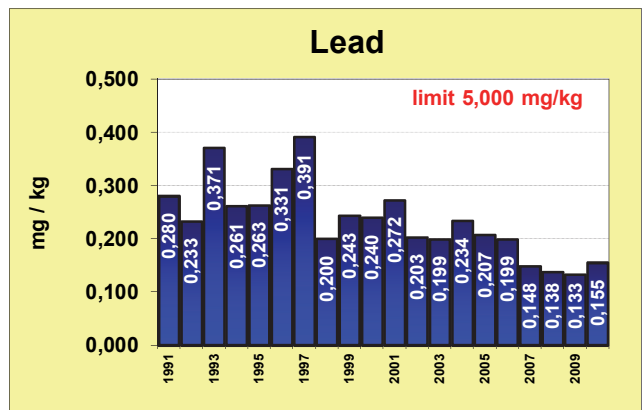
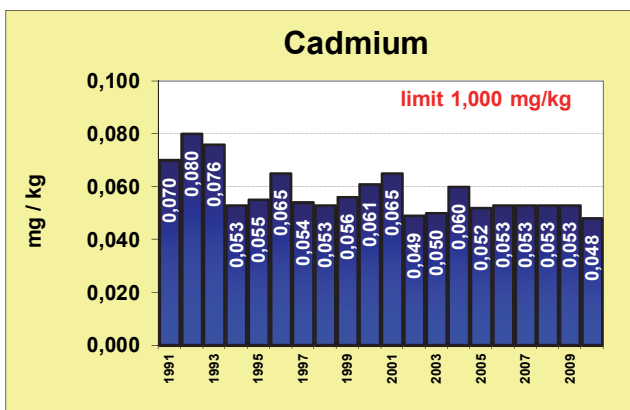
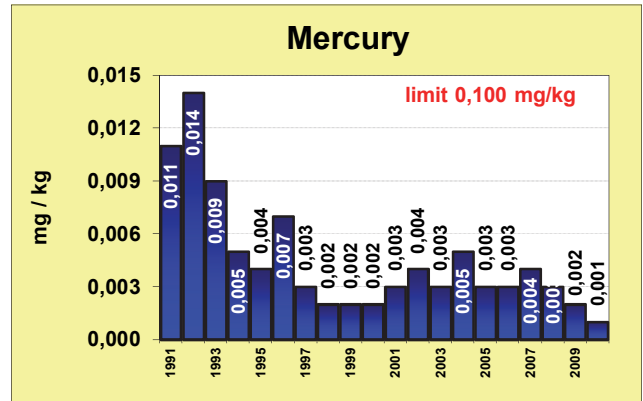
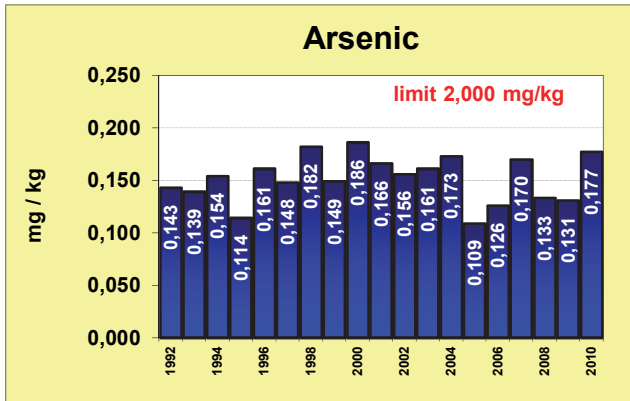
## Complete and supplementary feedingstuffs - (continuation)

Analyte	hygienic limit (HL)	under 50%	50-75%	75-100%	100-150%	150-200%	over 200%
B2b decoquat	0,40000 mg/kg	77	0	0	0	0	0
B2b diclazuril	0,01000 mg/kg	77	0	0	0	0	0
B2b halofuginone	0,03000 mg/kg	77	0	0	0	0	0
B2b lasalocid	1,25000 mg/kg	75	0	0	0	1	1
B2b maduramicin	0,05000 mg/kg	75	0	1	0	0	1
B2b monensin	1,25000 mg/kg	71	4	0	0	1	1
B2b narasin	0,70000 mg/kg	74	0	0	2	0	1
B2b nicarbazin	0,50000 mg/kg	75	1	0	1	0	0
B2b robenidine	0,70000 mg/kg	76	1	0	0	0	0
B2b salinomycin	0,70000 mg/kg	66	1	2	2	0	6
B3a alfa-HCH	0,02000 mg/kg	120	0	0	0	0	0
B3a beta-HCH	0,01000 mg/kg	120	0	0	0	0	0
B3a chlordan	0,02000 mg/kg	120	0	0	0	0	0
B3a DDT sum	0,05000 mg/kg	120	0	0	0	0	0
B3a dieldrin	0,01000 mg/kg	120	0	0	0	0	0
B3a endosulfan	0,10000 mg/kg	120	0	0	0	0	0
B3a endrin	0,01000 mg/kg	120	0	0	0	0	0
B3a lindane	0,20000 mg/kg	120	0	0	0	0	0
B3a heptachlor	0,01000 mg/kg	120	0	0	0	0	0
B3a HCB	0,01000 mg/kg	120	0	0	0	0	0
B3a PCB sum	0,05000 mg/kg	120	0	0	0	0	0
B3a toxaphene (cong.P26, P50, P62)	0,05000 mg/kg	120	0	0	0	0	0
B3b pirimiphos-methyl	5,00000 mg/kg	86	0	0	0	0	0
B3c arsenic	2,00000 mg/kg	119	0	2	0	0	0
B3c cadmium	1,00000 mg/kg	121	0	0	0	0	0
B3c lead	5,00000 mg/kg	120	1	0	0	0	0
B3c mercury	0,10000 mg/kg	121	0	0	0	0	0
B3d aflatoxin B1	5,00000 ug/kg	86	0	0	0	0	0

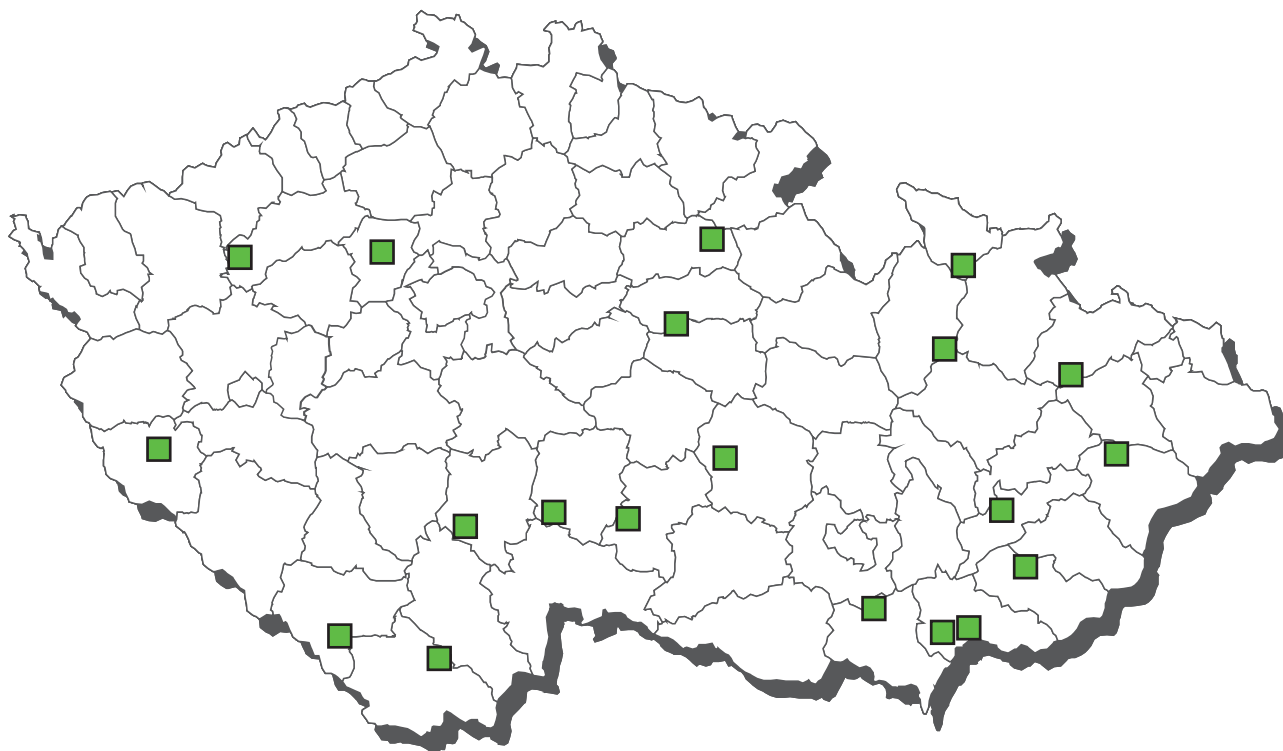
## Complete and supplementary feedingstuffs - monitoring - list of non-compliant results

Sampling	cadastral district	district	value
<b>lasalocid</b>			
14.9.2010	Chotysany	Benesov	1,99 mg/kg
6.10.2010	Rudlice	Znojmo	7,85 mg/kg
<b>maduramicin</b>			
11.8.2010	Nezvestice	Plzeň-jih	3,23 mg/kg
<b>monensin</b>			
8.3.2010	Bynina	Vsetin	2,39 mg/kg
10.5.2010	Rychnov	Chrudim	3,746 mg/kg
<b>narasin</b>			
9.9.2010	Kromeriz	Kromeriz	1,002 mg/kg
9.9.2010	Kyselovice	Kromeriz	1,558 mg/kg
20.10.2010	Stara Ves nad Ondrejnicí	Frydek-Mistek	0,984 mg/kg
<b>nicarbazin</b>			
9.6.2010	Bela u Stare Paky	Semily	0,63 mg/kg
<b>salinomycin</b>			
8.4.2010	Zelatovice	Prerov	4,258 mg/kg
16.8.2010	Stribrne Hory u Pribyslavi	Havlickuv Brod	2,66 mg/kg
2.8.2010	Bela u Stare Paky	Semily	1,03 mg/kg
2.9.2010	Stankov-mesto	Domazlice	4,58 mg/kg
2.9.2010	Nebanice	Cheb	7,41 mg/kg
17.9.2010	Slepovice	Pardubice	2,189 mg/kg
6.10.2010	Rudlice	Znojmo	2,51 mg/kg
21.10.2010	Smirice	Hradec Kralove	0,92 mg/kg

## The average content of residues in complete and supplementary feedingstuffs



# Residues monitoring 2010 - sampling of water used for watering



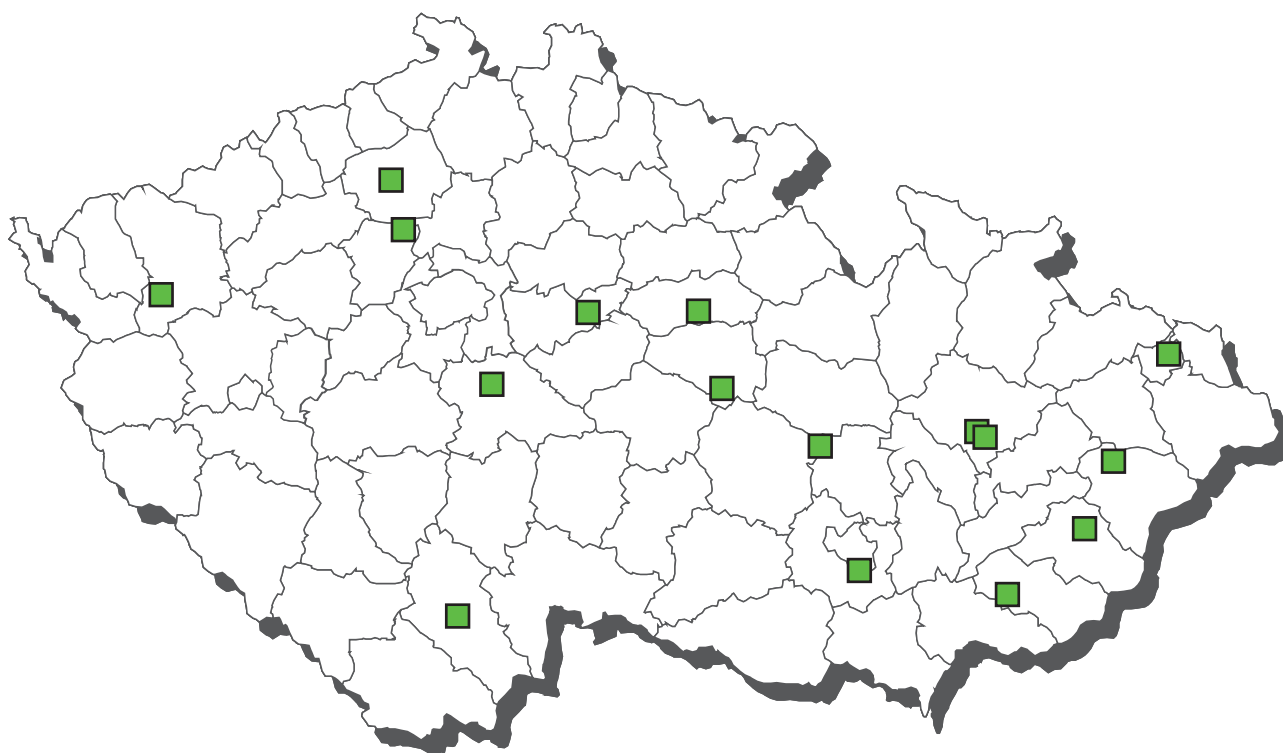
### Water used for poultry (value in µg/l)

Analyte	n	posit.	%pos.	n+	%+	median	average	10% quantil	90% quantil	maximum
A6 dimetridazole	10	0	0,0	0	0,0	n.d.	*****	n.d.	n.d.	n.d.
A6 chloramphenicol	10	0	0,0	0	0,0	n.d.	*****	n.d.	n.d.	n.d.
A6 metronidazole a MNZOH	10	0	0,0	0	0,0	n.d.	*****	n.d.	n.d.	n.d.
A6 ronidazole	10	0	0,0	0	0,0	n.d.	*****	n.d.	n.d.	n.d.

### Water used for cattle (value in µg/l)

Analyte	n	posit.	%pos.	n+	%+	median	average	10% quantil	90% quantil	maximum
A5 brombuterol	10	0	0,0	0	0,0	n.d.	*****	n.d.	n.d.	n.d.
A5 clenbuterol	10	0	0,0	0	0,0	n.d.	*****	n.d.	n.d.	n.d.
A5 mabuterol	10	0	0,0	0	0,0	n.d.	*****	n.d.	n.d.	n.d.
A5 salbutamol	10	0	0,0	0	0,0	n.d.	*****	n.d.	n.d.	n.d.

## Residues monitoring 2010 - sampling of raw cow's milk



## Raw cow's milk - non-compliant results 2010



 chloramphenicol



Raw cow's milk - monitoring (value in µg/kg)

								mg/kg	mg/kg of fat		
									pg/g of fat		
Analyte	n	posit.	%pos.	n+	%+	median	average	10% quantil	90% quantil	maximum	
A5	clenbuterol	10	0	0,0	0	0,0	n.d.	*****	n.d.	n.d.	n.d.
A6	nitrofurantoin - AHD	10	0	0,0	0	0,0	n.d.	*****	n.d.	n.d.	n.d.
A6	furaltadons - AMOZ	10	0	0,0	0	0,0	n.d.	*****	n.d.	n.d.	n.d.
A6	furazolidone - AOZ	10	0	0,0	0	0,0	n.d.	*****	n.d.	n.d.	n.d.
A6	dapsone	3	0	0,0	0	0,0	n.d.	*****	-	-	n.d.
A6	chloramphenicol	83	1	1,2	1	1,2	n.d.	0,082	n.d.	n.d.	2,700
A6	nitrofurazone - SEM	10	0	0,0	0	0,0	n.d.	*****	n.d.	n.d.	n.d.
B1	betalactam atb	139	0	0,0	0	0,0	n.d.	*****	n.d.	n.d.	n.d.
B1	gentamicine, neomycin	139	0	0,0	0	0,0	n.d.	*****	n.d.	n.d.	n.d.
B1	quinolones	139	0	0,0	0	0,0	n.d.	*****	n.d.	n.d.	n.d.
B1	macrolides	139	0	0,0	0	0,0	n.d.	*****	n.d.	n.d.	n.d.
B1	streptomycines	139	0	0,0	0	0,0	n.d.	*****	n.d.	n.d.	n.d.
B1	sulfadiazine	139	0	0,0	0	0,0	n.d.	*****	n.d.	n.d.	n.d.
B1	sulfadimethoxine	139	0	0,0	0	0,0	n.d.	*****	n.d.	n.d.	n.d.
B1	sulfadimidine	139	0	0,0	0	0,0	n.d.	*****	n.d.	n.d.	n.d.
B1	sulfadoxine	139	0	0,0	0	0,0	n.d.	*****	n.d.	n.d.	n.d.
B1	sulfachlorpyridazine	139	0	0,0	0	0,0	n.d.	*****	n.d.	n.d.	n.d.
B1	sulfamerazine	139	0	0,0	0	0,0	n.d.	*****	n.d.	n.d.	n.d.
B1	sulfamethoxazole	139	0	0,0	0	0,0	n.d.	*****	n.d.	n.d.	n.d.
B1	sulfamethoxydiazine	139	0	0,0	0	0,0	n.d.	*****	n.d.	n.d.	n.d.
B1	sulfaquinoxaline	139	0	0,0	0	0,0	n.d.	*****	n.d.	n.d.	n.d.
B1	sulfathiazole	139	0	0,0	0	0,0	n.d.	*****	n.d.	n.d.	n.d.
B1	tetracyclines	139	0	0,0	0	0,0	n.d.	*****	n.d.	n.d.	n.d.
B2a	abamectin	66	0	0,0	0	0,0	n.d.	*****	n.d.	n.d.	n.d.
B2a	albendazole (incl. metabolites)	19	0	0,0	0	0,0	n.d.	*****	n.d.	n.d.	n.d.
B2a	doramectin	66	0	0,0	0	0,0	n.d.	*****	n.d.	n.d.	n.d.
B2a	emamectin	66	0	0,0	0	0,0	n.d.	*****	n.d.	n.d.	n.d.
B2a	eprinomectin	66	0	0,0	0	0,0	n.d.	*****	n.d.	n.d.	n.d.
B2a	fenbendazole (incl. metabolites)	19	0	0,0	0	0,0	n.d.	*****	n.d.	n.d.	n.d.
B2a	ivermectin	66	0	0,0	0	0,0	n.d.	*****	n.d.	n.d.	n.d.
B2a	levamisole	19	0	0,0	0	0,0	n.d.	*****	n.d.	n.d.	n.d.
B2a	moxidectin	66	0	0,0	0	0,0	n.d.	*****	n.d.	n.d.	n.d.
B2a	oxfendazole (incl. metabolites)	66	0	0,0	0	0,0	n.d.	*****	n.d.	n.d.	n.d.
B2a	thiabendazole (incl. metabolites)	19	0	0,0	0	0,0	n.d.	*****	n.d.	n.d.	n.d.
B2a	triclabendazole (incl. metabolites)	19	0	0,0	0	0,0	n.d.	*****	n.d.	n.d.	n.d.
B2c	lambda-cyhalothrin	17	0	0,0	0	0,0	n.d.	*****	n.d.	n.d.	n.d.
B2c	cypermethrin	17	0	0,0	0	0,0	n.d.	*****	n.d.	n.d.	n.d.
B2c	deltamethrin	17	0	0,0	0	0,0	n.d.	*****	n.d.	n.d.	n.d.
B2c	permethrin	17	0	0,0	0	0,0	n.d.	*****	n.d.	n.d.	n.d.
B2e	flunixin	6	0	0,0	0	0,0	n.d.	*****	-	-	n.d.
B2e	ibuprofen	6	0	0,0	0	0,0	n.d.	*****	-	-	n.d.
B2e	mefenamic acid	6	0	0,0	0	0,0	n.d.	*****	-	-	n.d.
B2e	meloxicam	6	0	0,0	0	0,0	n.d.	*****	-	-	n.d.
B2e	metamizole	6	0	0,0	0	0,0	n.d.	*****	-	-	n.d.
B2e	oxyphenbutazone	6	0	0,0	0	0,0	n.d.	*****	-	-	n.d.
B2e	phenylbutazone	6	0	0,0	0	0,0	n.d.	*****	-	-	n.d.
B2e	tolfenamic acid	6	0	0,0	0	0,0	n.d.	*****	-	-	n.d.
B2e	vedaprofen	22	0	0,0	0	0,0	n.d.	*****	n.d.	n.d.	n.d.
B3a	alfa-HCH	33	0	0,0	0	0,0	n.d.	*****	n.d.	n.d.	n.d.
B3a	beta-HCH	33	1	3,0	0	0,0	n.d.	0,001	n.d.	n.d.	0,007
B3a	DDT sum	33	21	63,6	0	0,0	0,005	0,008	n.d.	0,020	0,032
B3a	dieldrin	33	0	0,0	0	0,0	n.d.	*****	n.d.	n.d.	n.d.
B3a	endosulfan	33	0	0,0	0	0,0	n.d.	*****	n.d.	n.d.	n.d.
B3a	endrin	33	0	0,0	0	0,0	n.d.	*****	n.d.	n.d.	n.d.
B3a	lindane	33	0	0,0	0	0,0	n.d.	*****	n.d.	n.d.	n.d.
B3a	heptachlor	33	0	0,0	0	0,0	n.d.	*****	n.d.	n.d.	n.d.
B3a	HCb	33	15	45,5	0	0,0	n.d.	0,003	n.d.	0,006	0,009
B3a	chlordan	33	0	0,0	0	0,0	n.d.	*****	n.d.	n.d.	n.d.
B3a	PCB sum	38	6	15,8	0	0,0	n.d.	0,003	n.d.	0,009	0,012
B3a	WHO-PCDD/F-PCB-TEQ	5	5	100,0	0	0,0	1,150	1,238	-	-	2,100
B3a	WHO-PCDD/F-TEQ	5	3	60,0	0	0,0	0,713	0,591	-	-	0,828
B3b	diazinon	11	0	0,0	0	0,0	n.d.	*****	n.d.	n.d.	n.d.
B3b	phorate	11	0	0,0	0	0,0	n.d.	*****	n.d.	n.d.	n.d.
B3b	pirimiphos-methyl	11	0	0,0	0	0,0	n.d.	*****	n.d.	n.d.	n.d.
B3c	arsenic	11	0	0,0	0	0,0	n.d.	*****	n.d.	n.d.	n.d.
B3c	cadmium	11	0	0,0	0	0,0	n.d.	*****	n.d.	n.d.	n.d.
B3c	lead	11	0	0,0	0	0,0	n.d.	*****	n.d.	n.d.	n.d.
B3c	mercury	11	1	9,1	0	0,0	n.d.	0,000	n.d.	n.d.	0,001
B3c	selenium	11	4	36,4	0	0,0	n.d.	0,013	n.d.	0,025	0,026
B3d	aflatoxin M1	21	0	0,0	0	0,0	n.d.	*****	n.d.	n.d.	n.d.
B3f	2,2',3,4,4',5',6'-HeptaBDE	5	0	0,0	0	0,0	n.d.	*****	-	-	n.d.
B3f	2,2',4,4'-TetraBDE	5	0	0,0	0	0,0	n.d.	*****	-	-	n.d.
B3f	2,2',4,4',5'-PentaBDE	5	0	0,0	0	0,0	n.d.	*****	-	-	n.d.
B3f	2,2',4,4',5,5'-HexaBDE	5	0	0,0	0	0,0	n.d.	*****	-	-	n.d.
B3f	2,2',4,4',5,6'-HexaBDE	5	0	0,0	0	0,0	n.d.	*****	-	-	n.d.
B3f	2,2',4,4',6'-PentaBDE	5	0	0,0	0	0,0	n.d.	*****	-	-	n.d.
B3f	2,4,4'-TriBDE	5	0	0,0	0	0,0	n.d.	*****	-	-	n.d.

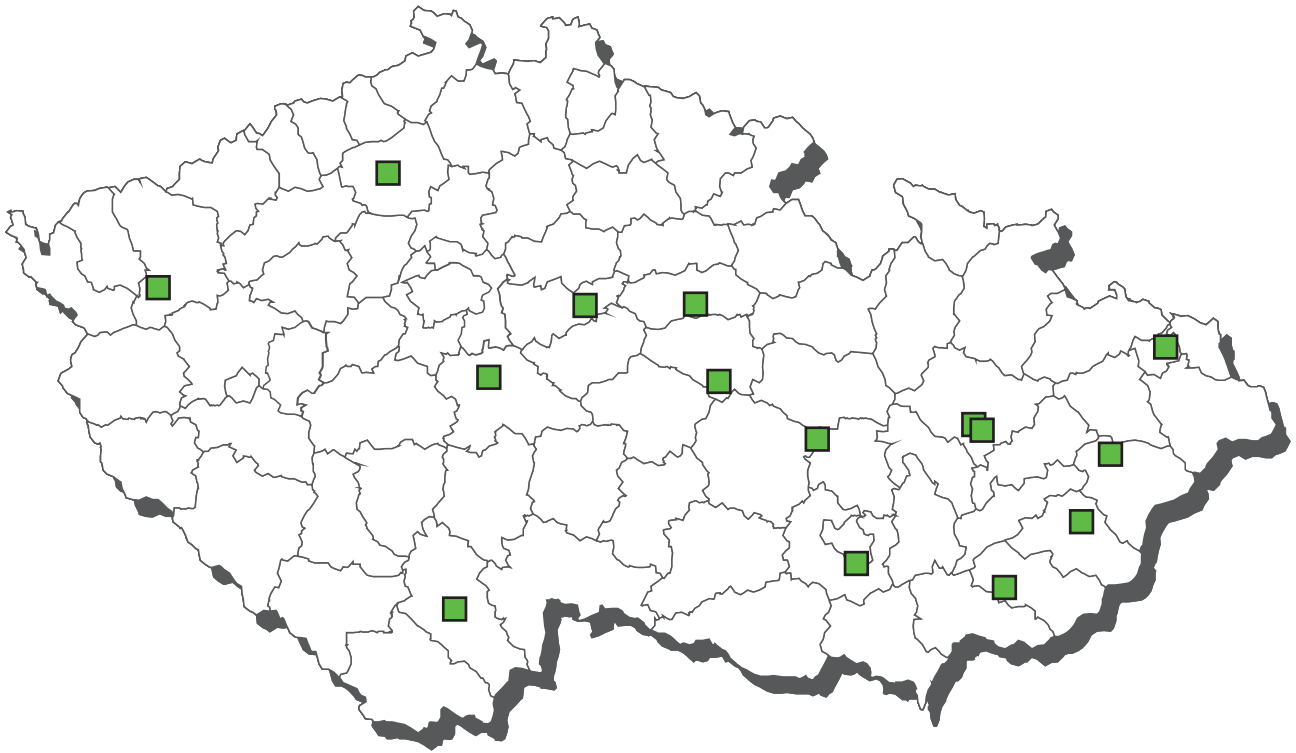
## Raw cow's milk - monitoring (continuation)

Analyte	hygienic limit (HL)	under 50%	50-75%	75-100%	100-150%	150-200%	over 200%
B1 sulfadiazine	100,0000 ug/kg	139	0	0	0	0	0
B1 sulfadimethoxine	100,0000 ug/kg	139	0	0	0	0	0
B1 sulfadimidine	100,0000 ug/kg	139	0	0	0	0	0
B1 sulfadoxine	100,0000 ug/kg	139	0	0	0	0	0
B1 sulfachlorpyridazine	100,0000 ug/kg	139	0	0	0	0	0
B1 sulfamerazine	100,0000 ug/kg	139	0	0	0	0	0
B1 sulfamethoxazole	100,0000 ug/kg	139	0	0	0	0	0
B1 sulfamethoxydiazine	100,0000 ug/kg	139	0	0	0	0	0
B1 sulfaquinoxaline	100,0000 ug/kg	139	0	0	0	0	0
B1 sulfathiazole	100,0000 ug/kg	139	0	0	0	0	0
B2a albendazole (incl. metabolites)	100,0000 ug/kg	19	0	0	0	0	0
B2a eprinomectin	20,0000 ug/kg	66	0	0	0	0	0
B2a fenbendazole (incl. metabolites)	10,0000 ug/kg	19	0	0	0	0	0
B2a moxidectin	40,0000 ug/kg	66	0	0	0	0	0
B2a oxfendazole (incl. metabolites)	10,0000 ug/kg	66	0	0	0	0	0
B2a thiabendazole (incl. metabolites)	100,0000 ug/kg	19	0	0	0	0	0
B2c lambda-cyhalothrin	0,05000 mg/kg	17	0	0	0	0	0
B2c cypermethrin	0,02000 mg/kg	17	0	0	0	0	0
B2c deltamethrin	0,02000 mg/kg	17	0	0	0	0	0
B2c permethrin	0,05000 mg/kg	17	0	0	0	0	0
B2e flunixin	40,00000 ug/kg	6	0	0	0	0	0
B2e meloxicam	15,00000 ug/kg	6	0	0	0	0	0
B2e metamizole	50,00000 ug/kg	6	0	0	0	0	0
B2e tolfenamic acid	50,00000 ug/kg	6	0	0	0	0	0
B3a alfa-HCH	0,10000 mg/kg of fat	33	0	0	0	0	0
B3a beta-HCH	0,07500 mg/kg of fat	33	0	0	0	0	0
B3a DDT sum	1,00000 mg/kg of fat	33	0	0	0	0	0
B3a dieldrin	0,15000 mg/kg of fat	33	0	0	0	0	0
B3a endosulfan	0,00400 mg/kg	33	0	0	0	0	0
B3a endrin	0,02000 mg/kg of fat	33	0	0	0	0	0
B3a lindane	0,00100 mg/kg	33	0	0	0	0	0
B3a heptachlor	0,10000 mg/kg of fat	33	0	0	0	0	0
B3a HCB	0,25000 mg/kg of fat	33	0	0	0	0	0
B3a chlordan	0,00200 mg/kg	33	0	0	0	0	0
B3a PCB sum	0,10000 mg/kg of fat	38	0	0	0	0	0
B3a WHO-PCDD/F-PCB-TEQ	6,00000 pg/g of fat	4	1	0	0	0	0
B3a WHO-PCDD/F-TEQ	3,00000 pg/g of fat	5	0	0	0	0	0
B3b diazinon	0,02000 mg/kg	11	0	0	0	0	0
B3b phorate	0,02000 mg/kg	11	0	0	0	0	0
B3b pirimiphos-methyl	0,05000 mg/kg	11	0	0	0	0	0
B3c arsenic	0,05000 mg/kg	11	0	0	0	0	0
B3c cadmium	0,01000 mg/kg	11	0	0	0	0	0
B3c lead	0,02000 mg/kg	11	0	0	0	0	0
B3c mercury	0,01000 mg/kg	11	0	0	0	0	0
B3d aflatoxin M1	0,05000 ug/kg	21	0	0	0	0	0

## Raw cow's milk - monitoring - list of non-compliant results

Sampling	cadastral district	district	value
<b>chloramphenicol</b>			
2.11.2010	Cernuc	Kladno	2,7 ug/kg

# Residues monitoring 2010 - sampling of raw sheep milk



Raw sheep milk - monitoring (value in µg/kg)

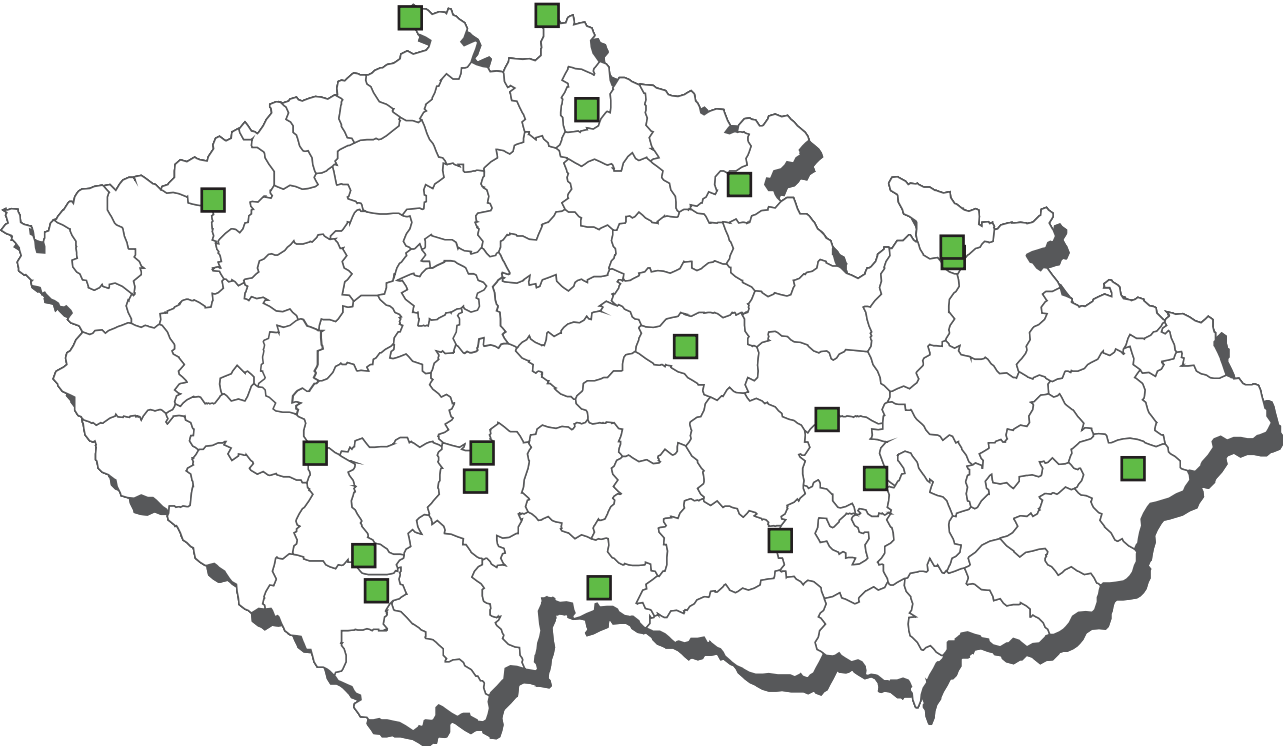
mg/kg      mg/kg of fat  
 pg/g of fat

Analyte	n	posit.	%pos.	n+	%+	median	average	10% quantil	90% quantil	maximum
A6 dapsone	1	0	0,0	0	0,0	n.d.	-	-	-	-
A6 chloramphenicol	1	0	0,0	0	0,0	n.d.	-	-	-	-
B1 betalactam atb	2	0	0,0	0	0,0	n.d.	*****	-	-	n.d.
B1 gentamicine, neomycin	2	0	0,0	0	0,0	n.d.	*****	-	-	n.d.
B1 macrolides	2	0	0,0	0	0,0	n.d.	*****	-	-	n.d.
B1 streptomycines	2	0	0,0	0	0,0	n.d.	*****	-	-	n.d.
B1 sulfadiazine	2	0	0,0	0	0,0	n.d.	*****	-	-	n.d.
B1 sulfadimethoxine	2	0	0,0	0	0,0	n.d.	*****	-	-	n.d.
B1 sulfadimidine	2	0	0,0	0	0,0	n.d.	*****	-	-	n.d.
B1 sulfadoxine	2	0	0,0	0	0,0	n.d.	*****	-	-	n.d.
B1 sulfachlorpyridazine	2	0	0,0	0	0,0	n.d.	*****	-	-	n.d.
B1 sulfamerazine	2	0	0,0	0	0,0	n.d.	*****	-	-	n.d.
B1 sulfamethoxazole	2	0	0,0	0	0,0	n.d.	*****	-	-	n.d.
B1 sulfamethoxydiazine	2	0	0,0	0	0,0	n.d.	*****	-	-	n.d.
B1 sulfaquinoxaline	2	0	0,0	0	0,0	n.d.	*****	-	-	n.d.
B1 sulfathiazole	2	0	0,0	0	0,0	n.d.	*****	-	-	n.d.
B1 tetracyclines	2	0	0,0	0	0,0	n.d.	*****	-	-	n.d.
B2a abamectin	2	0	0,0	0	0,0	n.d.	*****	-	-	n.d.
B2a doramectin	2	0	0,0	0	0,0	n.d.	*****	-	-	n.d.
B2a emamectin	2	0	0,0	0	0,0	n.d.	*****	-	-	n.d.
B2a eprinomectin	2	0	0,0	0	0,0	n.d.	*****	-	-	n.d.
B2a ivermectin	2	0	0,0	0	0,0	n.d.	*****	-	-	n.d.
B2a moxidectin	2	0	0,0	0	0,0	n.d.	*****	-	-	n.d.
B2a oxfendazole (incl. metabolites)	2	0	0,0	0	0,0	n.d.	*****	-	-	n.d.
B2c lambda-cyhalothrin	1	0	0,0	0	0,0	n.d.	-	-	-	-
B2c cypermethrin	1	0	0,0	0	0,0	n.d.	-	-	-	-
B2c deltamethrin	1	0	0,0	0	0,0	n.d.	-	-	-	-
B2c permethrin	1	0	0,0	0	0,0	n.d.	-	-	-	-
B2e vedaprofen	1	0	0,0	0	0,0	n.d.	-	-	-	-
B3a alfa-HCH	1	0	0,0	0	0,0	n.d.	-	-	-	-
B3a beta-HCH	1	0	0,0	0	0,0	n.d.	-	-	-	-
B3a DDT sum	1	0	0,0	0	0,0	n.d.	-	-	-	-
B3a dieldrin	1	0	0,0	0	0,0	n.d.	-	-	-	-
B3a endosulfan	1	0	0,0	0	0,0	n.d.	-	-	-	-
B3a endrin	1	0	0,0	0	0,0	n.d.	-	-	-	-
B3a lindane	1	0	0,0	0	0,0	n.d.	-	-	-	-
B3a heptachlor	1	0	0,0	0	0,0	n.d.	-	-	-	-
B3a HCB	1	0	0,0	0	0,0	n.d.	-	-	-	-
B3a chlordan	1	0	0,0	0	0,0	n.d.	-	-	-	-
B3a PCB sum	2	1	50,0	0	0,0	0,006	0,004	-	-	0,006
B3a WHO-PCDD/F-PCB-TEQ	1	1	100,0	0	0,0	1,780	-	-	-	-
B3a WHO-PCDD/F-TEQ	1	1	100,0	0	0,0	0,938	-	-	-	-
B3b diazinon	1	0	0,0	0	0,0	n.d.	-	-	-	-
B3b phorate	1	0	0,0	0	0,0	n.d.	-	-	-	-
B3b pirimiphos-methyl	1	0	0,0	0	0,0	n.d.	-	-	-	-
B3c arsenic	1	0	0,0	0	0,0	n.d.	-	-	-	-
B3c cadmium	1	0	0,0	0	0,0	n.d.	-	-	-	-
B3c lead	1	0	0,0	0	0,0	n.d.	-	-	-	-
B3c mercury	1	1	100,0	0	0,0	0,000	-	-	-	-
B3c selenium	1	0	0,0	0	0,0	n.d.	-	-	-	-
B3d aflatoxin M1	1	0	0,0	0	0,0	n.d.	-	-	-	-
B3f 2,2',3,4,4',5',6-HeptaBDE	1	0	0,0	0	0,0	n.d.	-	-	-	-
B3f 2,2',4,4'-TetraBDE	1	0	0,0	0	0,0	n.d.	-	-	-	-
B3f 2,2',4,4',5-PentaBDE	1	0	0,0	0	0,0	n.d.	-	-	-	-
B3f 2,2',4,4',5,5'-HexaBDE	1	0	0,0	0	0,0	n.d.	-	-	-	-
B3f 2,2',4,4',5,6'-HexaBDE	1	0	0,0	0	0,0	n.d.	-	-	-	-
B3f 2,2',4,4',6-PentaBDE	1	0	0,0	0	0,0	n.d.	-	-	-	-
B3f 2,4,4'-TriBDE	1	0	0,0	0	0,0	n.d.	-	-	-	-

## Raw sheep milk - monitoring (continuation)

Analyte	hygienic limit (HL)	under 50%	50-75%	75-100%	100-150%	150-200%	over 200%
B1 sulfadiazine	100,00000 ug/kg	2	0	0	0	0	0
B1 sulfadimethoxine	100,00000 ug/kg	2	0	0	0	0	0
B1 sulfadimidine	100,00000 ug/kg	2	0	0	0	0	0
B1 sulfadoxine	100,00000 ug/kg	2	0	0	0	0	0
B1 sulfachlorpyridazine	100,00000 ug/kg	2	0	0	0	0	0
B1 sulfamerazine	100,00000 ug/kg	2	0	0	0	0	0
B1 sulfamethoxazole	100,00000 ug/kg	2	0	0	0	0	0
B1 sulfamethoxydiazine	100,00000 ug/kg	2	0	0	0	0	0
B1 sulfaquinoxaline	100,00000 ug/kg	2	0	0	0	0	0
B1 sulfathiazole	100,00000 ug/kg	2	0	0	0	0	0
B2a eprinomectin	20,00000 ug/kg	2	0	0	0	0	0
B2a moxidectin	40,00000 ug/kg	2	0	0	0	0	0
B2a oxfendazole (incl. metabolites)	10,00000 ug/kg	2	0	0	0	0	0
B2c lambda-cyhalothrin	0,05000 mg/kg	1	0	0	0	0	0
B2c cypermethrin	0,02000 mg/kg	1	0	0	0	0	0
B2c deltamethrin	0,02000 mg/kg	1	0	0	0	0	0
B2c permethrin	0,05000 mg/kg	1	0	0	0	0	0
B3a alfa-HCH	0,10000 mg/kg of fat	1	0	0	0	0	0
B3a beta-HCH	0,07500 mg/kg of fat	1	0	0	0	0	0
B3a DDT sum	1,00000 mg/kg of fat	1	0	0	0	0	0
B3a dieldrin	0,15000 mg/kg of fat	1	0	0	0	0	0
B3a endosulfan	0,00400 mg/kg	1	0	0	0	0	0
B3a endrin	0,02000 mg/kg of fat	1	0	0	0	0	0
B3a lindane	0,00100 mg/kg	1	0	0	0	0	0
B3a heptachlor	0,10000 mg/kg of fat	1	0	0	0	0	0
B3a HCB	0,25000 mg/kg of fat	1	0	0	0	0	0
B3a chlordan	0,00200 mg/kg	1	0	0	0	0	0
B3a PCB sum	0,10000 mg/kg of fat	2	0	0	0	0	0
B3a WHO-PCDD/F-PCB-TEQ	6,00000 pg/g of fat	0	1	0	0	0	0
B3a WHO-PCDD/F-TEQ	3,00000 pg/g of fat	1	0	0	0	0	0
B3b diazinon	0,02000 mg/kg	1	0	0	0	0	0
B3b phorate	0,02000 mg/kg	1	0	0	0	0	0
B3b pirimiphos-methyl	0,05000 mg/kg	1	0	0	0	0	0
B3c arsenic	0,05000 mg/kg	1	0	0	0	0	0
B3c cadmium	0,01000 mg/kg	1	0	0	0	0	0
B3c lead	0,02000 mg/kg	1	0	0	0	0	0
B3c mercury	0,01000 mg/kg	1	0	0	0	0	0
B3d aflatoxin M1	0,05000 ug/kg	1	0	0	0	0	0

# Residues monitoring 2010 - sampling of raw goat's milk



Raw goat's milk - monitoring (value in µg/kg)

mg/kg mg/kg of fat

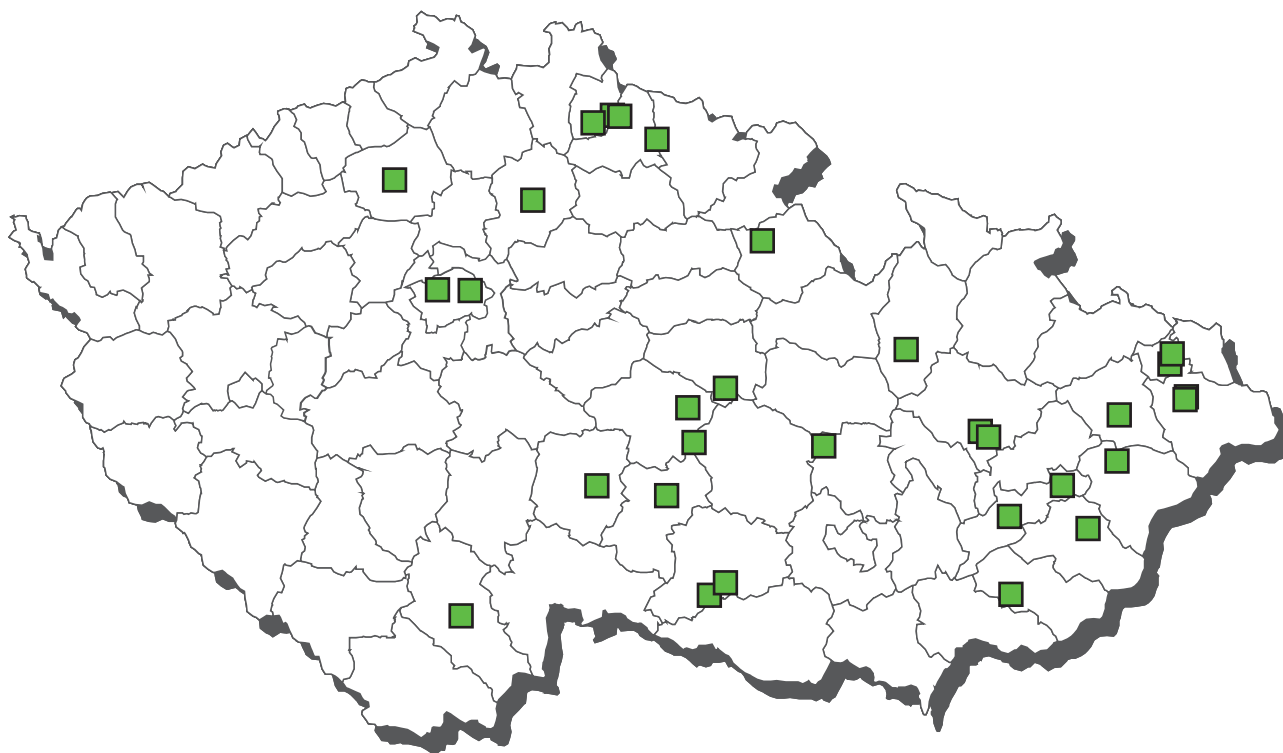
Analyte	n	posit.	%pos.	n+	%+	median	average	10% quantil	90% quantil	maximum
A6 nitrofurantoin - AHD	3	0	0,0	0	0,0	n.d.	*****	-	-	n.d.
A6 furaltadons - AMOZ	3	0	0,0	0	0,0	n.d.	*****	-	-	n.d.
A6 furazolidone - AOZ	3	0	0,0	0	0,0	n.d.	*****	-	-	n.d.
A6 dapsone	1	0	0,0	0	0,0	n.d.	-	-	-	-
A6 chloramphenicol	2	0	0,0	0	0,0	n.d.	*****	-	-	n.d.
A6 nitrofurazone - SEM	3	0	0,0	0	0,0	n.d.	*****	-	-	n.d.
B1 betalactam atb	7	0	0,0	0	0,0	n.d.	*****	-	-	n.d.
B1 gentamicine, neomycin	7	0	0,0	0	0,0	n.d.	*****	-	-	n.d.
B1 quinolones	7	0	0,0	0	0,0	n.d.	*****	-	-	n.d.
B1 macrolides	7	0	0,0	0	0,0	n.d.	*****	-	-	n.d.
B1 streptomycines	7	0	0,0	0	0,0	n.d.	*****	-	-	n.d.
B1 sulfadiazine	7	0	0,0	0	0,0	n.d.	*****	-	-	n.d.
B1 sulfadimethoxine	7	0	0,0	0	0,0	n.d.	*****	-	-	n.d.
B1 sulfadimidine	7	0	0,0	0	0,0	n.d.	*****	-	-	n.d.
B1 sulfadoxine	7	0	0,0	0	0,0	n.d.	*****	-	-	n.d.
B1 sulfachlorpyridazine	7	0	0,0	0	0,0	n.d.	*****	-	-	n.d.
B1 sulfamerazine	7	0	0,0	0	0,0	n.d.	*****	-	-	n.d.
B1 sulfamethoxazole	7	0	0,0	0	0,0	n.d.	*****	-	-	n.d.
B1 sulfamethoxydiazine	7	0	0,0	0	0,0	n.d.	*****	-	-	n.d.
B1 sulfaquinoxaline	7	0	0,0	0	0,0	n.d.	*****	-	-	n.d.
B1 sulfathiazole	7	0	0,0	0	0,0	n.d.	*****	-	-	n.d.
B1 tetracyclines	7	0	0,0	0	0,0	n.d.	*****	-	-	n.d.
B2a abamectin	7	0	0,0	0	0,0	n.d.	*****	-	-	n.d.
B2a doramectin	7	0	0,0	0	0,0	n.d.	*****	-	-	n.d.
B2a emamectin	7	0	0,0	0	0,0	n.d.	*****	-	-	n.d.
B2a eprinomectin	7	0	0,0	0	0,0	n.d.	*****	-	-	n.d.
B2a ivermectin	7	0	0,0	0	0,0	n.d.	*****	-	-	n.d.
B2a moxidectin	7	0	0,0	0	0,0	n.d.	*****	-	-	n.d.
B2a oxfendazole (incl. metabolites)	7	0	0,0	0	0,0	n.d.	*****	-	-	n.d.
B2c lambda-cyhalothrin	2	0	0,0	0	0,0	n.d.	*****	-	-	n.d.
B2c cypermethrin	2	0	0,0	0	0,0	n.d.	*****	-	-	n.d.
B2c deltamethrin	2	0	0,0	0	0,0	n.d.	*****	-	-	n.d.
B2c permethrin	2	0	0,0	0	0,0	n.d.	*****	-	-	n.d.
B2e vedaprofen	2	0	0,0	0	0,0	n.d.	*****	-	-	n.d.
B3a alfa-HCH	7	0	0,0	0	0,0	n.d.	*****	-	-	n.d.
B3a beta-HCH	7	0	0,0	0	0,0	n.d.	*****	-	-	n.d.
B3a DDT sum	7	4	57,1	0	0,0	0,003	0,004	-	-	0,010
B3a dieldrin	7	0	0,0	0	0,0	n.d.	*****	-	-	n.d.
B3a endosulfan	7	0	0,0	0	0,0	n.d.	*****	-	-	n.d.
B3a endrin	7	0	0,0	0	0,0	n.d.	*****	-	-	n.d.
B3a lindane	7	0	0,0	0	0,0	n.d.	*****	-	-	n.d.
B3a heptachlor	7	0	0,0	0	0,0	n.d.	*****	-	-	n.d.
B3a HCB	7	2	28,6	0	0,0	n.d.	0,002	-	-	0,006
B3a chlordan	7	0	0,0	0	0,0	n.d.	*****	-	-	n.d.
B3a PCB sum	7	1	14,3	0	0,0	n.d.	0,005	-	-	0,028
B3b diazinon	7	0	0,0	0	0,0	n.d.	*****	-	-	n.d.
B3b phorate	7	0	0,0	0	0,0	n.d.	*****	-	-	n.d.
B3b pirimiphos-methyl	7	0	0,0	0	0,0	n.d.	*****	-	-	n.d.
B3c arsenic	7	0	0,0	0	0,0	n.d.	*****	-	-	n.d.
B3c cadmium	7	0	0,0	0	0,0	n.d.	*****	-	-	n.d.
B3c lead	7	0	0,0	0	0,0	n.d.	*****	-	-	n.d.
B3c mercury	7	0	0,0	0	0,0	n.d.	*****	-	-	n.d.
B3c selenium	7	4	57,1	0	0,0	0,020	0,043	-	-	0,153
B3d aflatoxin M1	6	0	0,0	0	0,0	n.d.	*****	-	-	n.d.

## Raw goat's milk - monitoring (continuation)

Analyte	hygienic limit (HL)	under 50%	50-75%	75-100%	100-150%	150-200%	over 200%
B1 sulfadiazine	100,00000 ug/kg	7	0	0	0	0	0
B1 sulfadimethoxine	100,00000 ug/kg	7	0	0	0	0	0
B1 sulfadimidine	100,00000 ug/kg	7	0	0	0	0	0
B1 sulfadoxine	100,00000 ug/kg	7	0	0	0	0	0
B1 sulfachlorpyridazine	100,00000 ug/kg	7	0	0	0	0	0
B1 sulfamerazine	100,00000 ug/kg	7	0	0	0	0	0
B1 sulfamethoxazole	100,00000 ug/kg	7	0	0	0	0	0
B1 sulfamethoxydiazine	100,00000 ug/kg	7	0	0	0	0	0
B1 sulfaquinoxaline	100,00000 ug/kg	7	0	0	0	0	0
B1 sulfathiazole	100,00000 ug/kg	7	0	0	0	0	0
B2a eprinomectin	20,00000 ug/kg	7	0	0	0	0	0
B2a moxidectin	40,00000 ug/kg	7	0	0	0	0	0
B2a oxfendazole (incl. metabolites)	10,00000 ug/kg	7	0	0	0	0	0
B2c lambda-cyhalothrin	0,05000 mg/kg	2	0	0	0	0	0
B2c cypermethrin	0,02000 mg/kg	2	0	0	0	0	0
B2c deltamethrin	0,02000 mg/kg	2	0	0	0	0	0
B2c permethrin	0,05000 mg/kg	2	0	0	0	0	0
B3a alfa-HCH	0,10000 mg/kg of fat	7	0	0	0	0	0
B3a beta-HCH	0,07500 mg/kg of fat	7	0	0	0	0	0
B3a DDT sum	1,00000 mg/kg of fat	7	0	0	0	0	0
B3a endosulfan	0,00400 mg/kg	7	0	0	0	0	0
B3a endrin	0,02000 mg/kg of fat	7	0	0	0	0	0
B3a lindane	0,00100 mg/kg	7	0	0	0	0	0
B3a heptachlor	0,10000 mg/kg of fat	7	0	0	0	0	0
B3a HCB	0,25000 mg/kg of fat	7	0	0	0	0	0
B3a chlordan	0,00200 mg/kg	7	0	0	0	0	0
B3a PCB sum	0,10000 mg/kg of fat	7	0	0	0	0	0
B3b diazinon	0,02000 mg/kg	7	0	0	0	0	0
B3b phorate	0,02000 mg/kg	7	0	0	0	0	0
B3b pirimiphos-methyl	0,05000 mg/kg	7	0	0	0	0	0
B3c arsenic	0,05000 mg/kg	7	0	0	0	0	0
B3c cadmium	0,01000 mg/kg	7	0	0	0	0	0
B3c lead	0,02000 mg/kg	7	0	0	0	0	0
B3c mercury	0,01000 mg/kg	7	0	0	0	0	0
B3d aflatoxin M1	0,05000 ug/kg	6	0	0	0	0	0



# Residues monitoring 2010 - sampling of drinking milk and cream



Drinking milk containing less than 2 % of fat - monitoring (value in mg/kg)

µg/kg

mg/kg of fat

Analyte	n	posit.	%pos.	n+	%+	median	average	10% quantil	90% quantil	maximum
B1 RIS	10	0	0,0	0	0,0	n.d.	*****	n.d.	n.d.	n.d.
B3a alfa-HCH	40	0	0,0	0	0,0	n.d.	*****	n.d.	n.d.	n.d.
B3a beta-HCH	40	0	0,0	0	0,0	n.d.	*****	n.d.	n.d.	n.d.
B3a DDT sum	40	9	22,5	0	0,0	n.d.	0,000	n.d.	0,000	0,001
B3a dieldrin	40	0	0,0	0	0,0	n.d.	*****	n.d.	n.d.	n.d.
B3a endosulfan	40	0	0,0	0	0,0	n.d.	*****	n.d.	n.d.	n.d.
B3a endrin	40	0	0,0	0	0,0	n.d.	*****	n.d.	n.d.	n.d.
B3a lindane	40	1	2,5	0	0,0	n.d.	0,000	n.d.	n.d.	0,000
B3a heptachlor	40	0	0,0	0	0,0	n.d.	*****	n.d.	n.d.	n.d.
B3a HCB	40	7	17,5	0	0,0	n.d.	0,000	n.d.	0,000	0,000
B3a chlordan	40	0	0,0	0	0,0	n.d.	*****	n.d.	n.d.	n.d.
B3a PCB sum	40	5	12,5	0	0,0	n.d.	0,003	n.d.	0,010	0,014
B3c cadmium	48	1	2,1	0	0,0	n.d.	0,001	n.d.	n.d.	0,001
B3c lead	48	0	0,0	0	0,0	n.d.	*****	n.d.	n.d.	n.d.
B3d aflatoxin M1	48	0	0,0	0	0,0	n.d.	*****	n.d.	n.d.	n.d.

Analyte	hygienic limit (HL)	under 50%	50-75%	75-100%	100-150%	150-200%	over 200%
B3a alfa-HCH	0,00200 mg/kg	40	0	0	0	0	0
B3a beta-HCH	0,00150 mg/kg	40	0	0	0	0	0
B3a DDT sum	0,02000 mg/kg	40	0	0	0	0	0
B3a dieldrin	0,00300 mg/kg	40	0	0	0	0	0
B3a endosulfan	0,00400 mg/kg	40	0	0	0	0	0
B3a endrin	0,00040 mg/kg	40	0	0	0	0	0
B3a lindane	0,00100 mg/kg	40	0	0	0	0	0
B3a heptachlor	0,00200 mg/kg	40	0	0	0	0	0
B3a HCB	0,00500 mg/kg	40	0	0	0	0	0
B3a chlordan	0,00200 mg/kg	40	0	0	0	0	0
B3a PCB sum	0,10000 mg/kg of fat	40	0	0	0	0	0
B3c cadmium	0,01000 mg/kg	48	0	0	0	0	0
B3c lead	0,02000 mg/kg	48	0	0	0	0	0
B3d aflatoxin M1	0,05000 ug/kg	48	0	0	0	0	0

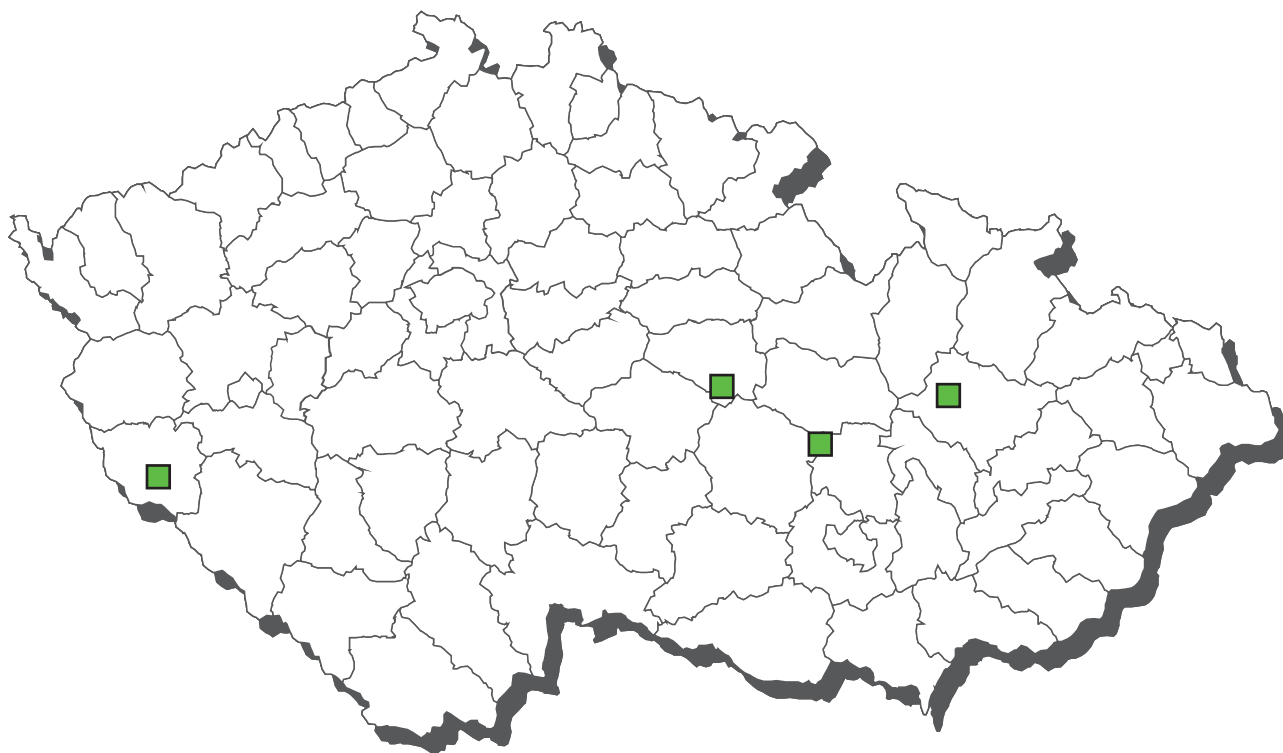
Drinking milk and cream containing more than 2 % of fat - monitoring (value in mg/kg of fat)

mg/kg

Analyte	n	posit.	%pos.	n+	%+	median	average	10% quantil	90% quantil	maximum
B3a alfa-HCH	8	0	0,0	0	0,0	n.d.	*****	-	-	n.d.
B3a beta-HCH	8	0	0,0	0	0,0	n.d.	*****	-	-	n.d.
B3a DDT sum	8	4	50,0	0	0,0	0,004	0,003	-	-	0,006
B3a dieldrin	8	0	0,0	0	0,0	n.d.	*****	-	-	n.d.
B3a endosulfan	8	0	0,0	0	0,0	n.d.	*****	-	-	n.d.
B3a endrin	8	0	0,0	0	0,0	n.d.	*****	-	-	n.d.
B3a lindane	8	0	0,0	0	0,0	n.d.	*****	-	-	n.d.
B3a heptachlor	8	0	0,0	0	0,0	n.d.	*****	-	-	n.d.
B3a HCB	8	0	0,0	0	0,0	n.d.	*****	-	-	n.d.
B3a chlordan	8	0	0,0	0	0,0	n.d.	*****	-	-	n.d.
B3a PCB sum	8	0	0,0	0	0,0	n.d.	*****	-	-	n.d.

Analyte	hygienic limit (HL)	under 50%	50-75%	75-100%	100-150%	150-200%	over 200%
B3a alfa-HCH	0,10000 mg/kg of fat	8	0	0	0	0	0
B3a beta-HCH	0,07500 mg/kg of fat	8	0	0	0	0	0
B3a DDT sum	1,00000 mg/kg of fat	8	0	0	0	0	0
B3a dieldrin	0,15000 mg/kg of fat	8	0	0	0	0	0
B3a endosulfan	0,00400 mg/kg	8	0	0	0	0	0
B3a endrin	0,02000 mg/kg of fat	8	0	0	0	0	0
B3a lindane	0,00100 mg/kg	8	0	0	0	0	0
B3a heptachlor	0,10000 mg/kg of fat	8	0	0	0	0	0
B3a HCB	0,25000 mg/kg of fat	8	0	0	0	0	0
B3a chlordan	0,00200 mg/kg	8	0	0	0	0	0
B3a PCB sum	0,10000 mg/kg of fat	8	0	0	0	0	0

# Residues monitoring 2010 - sampling of butter

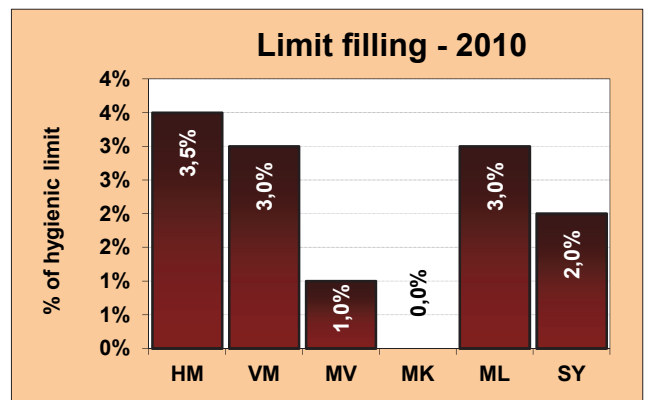
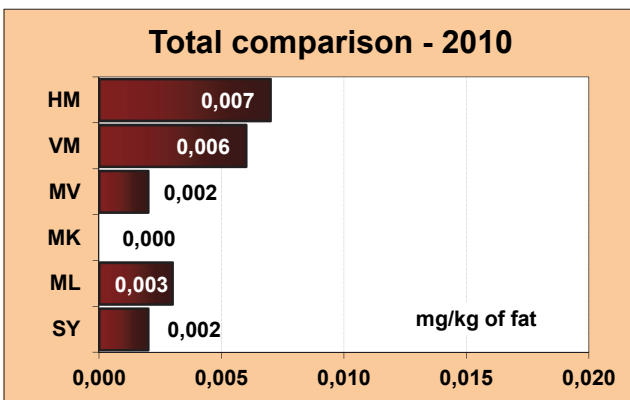
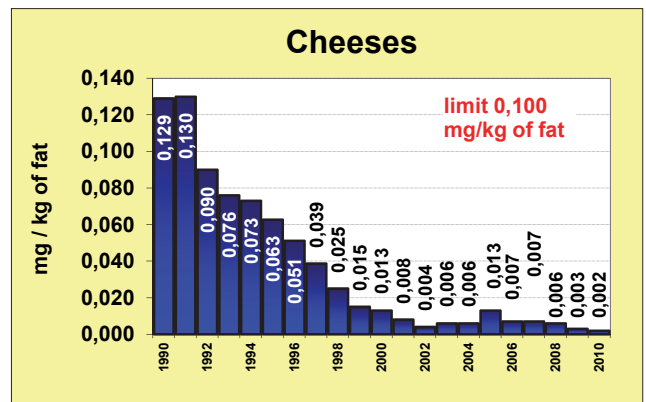
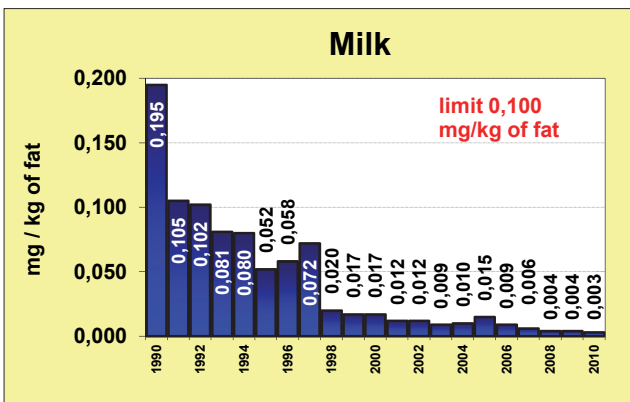
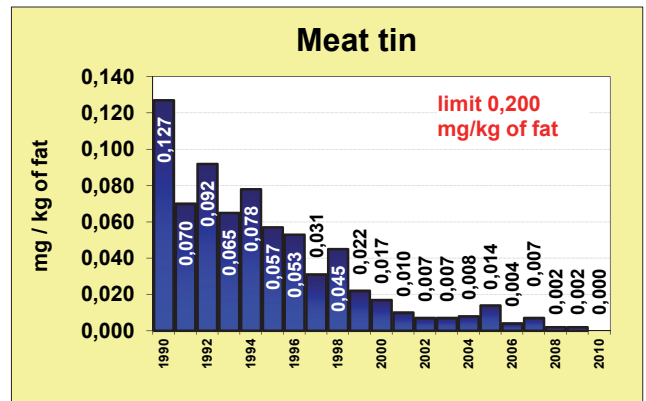
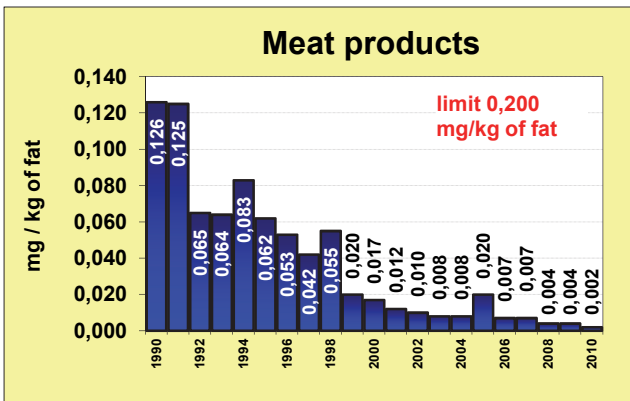
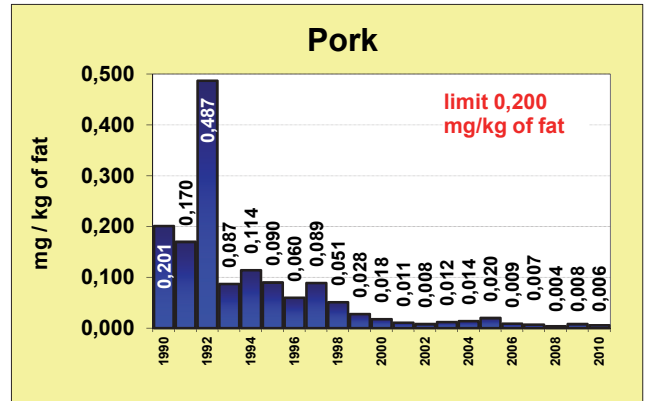
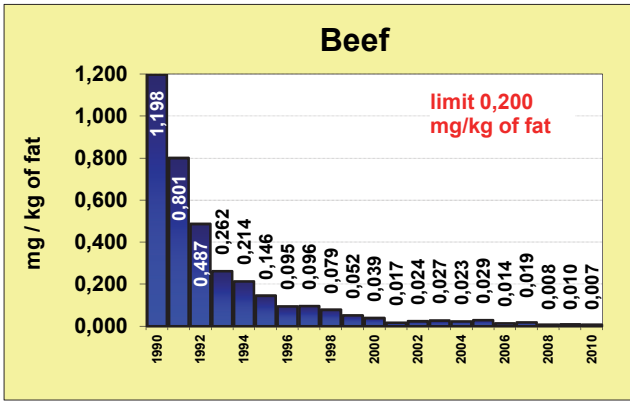


**Butter - monitoring (mg/kg of fat)**
**pg/g of fat**
**mg/kg**
**Bq/kg**
**µg/kg**

Analyte	n	posit.	%pos.	n+	%+	median	average	10% quantil	90% quantil	maximum
B3a alfa-HCH	1	0	0,0	0	0,0	n.d.	-	-	-	-
B3a beta-HCH	1	0	0,0	0	0,0	n.d.	-	-	-	-
B3a DDT sum	1	1	100,0	0	0,0	0,013	-	-	-	-
B3a dieldrin	1	0	0,0	0	0,0	n.d.	-	-	-	-
B3a endosulfan	1	0	0,0	0	0,0	n.d.	-	-	-	-
B3a endrin	1	0	0,0	0	0,0	n.d.	-	-	-	-
B3a lindane	1	0	0,0	0	0,0	n.d.	-	-	-	-
B3a heptachlor	1	0	0,0	0	0,0	n.d.	-	-	-	-
B3a HCB	1	0	0,0	0	0,0	n.d.	-	-	-	-
B3a chlordan	1	0	0,0	0	0,0	n.d.	-	-	-	-
B3a PCB sum	6	2	33,3	0	0,0	n.d.	0,004	-	-	0,016
B3a WHO-PCDD/F-PCB-TEQ	5	5	100,0	0	0,0	1,080	1,154	-	-	1,470
B3a WHO-PCDD/F-TEQ	5	2	40,0	0	0,0	n.d.	0,499	-	-	0,729
B3f 2,2',3,4,4',5',6-HeptaBDE	5	0	0,0	0	0,0	n.d.	*****	-	-	n.d.
B3f 2,2',4,4'-TetraBDE	5	1	20,0	0	0,0	n.d.	0,137	-	-	0,284
B3f 2,2',4,4',5-PentaBDE	5	0	0,0	0	0,0	n.d.	*****	-	-	n.d.
B3f 2,2',4,4',5,5'-HexaBDE	5	0	0,0	0	0,0	n.d.	*****	-	-	n.d.
B3f 2,2',4,4',5,6'-HexaBDE	5	0	0,0	0	0,0	n.d.	*****	-	-	n.d.
B3f 2,2',4,4',6-PentaBDE	5	0	0,0	0	0,0	n.d.	*****	-	-	n.d.
B3f 2,4,4'-TriBDE	5	0	0,0	0	0,0	n.d.	*****	-	-	n.d.
B3f 134 Cs	1	0	0,0	0	0,0	n.d.	-	-	-	-
B3f 137 Cs	1	1	100,0	0	0,0	0,180	-	-	-	-

Analyte	hygienic limit (HL)	under 50%	50-75%	75-100%	100-150%	150-200%	over 200%
B3a alfa-HCH	0,10000 mg/kg of fat	1	0	0	0	0	0
B3a beta-HCH	0,07500 mg/kg of fat	1	0	0	0	0	0
B3a chlordan	0,00200 mg/kg	1	0	0	0	0	0
B3a DDT sum	1,00000 mg/kg of fat	1	0	0	0	0	0
B3a dieldrin	0,15000 mg/kg of fat	1	0	0	0	0	0
B3a endosulfan	0,00400 mg/kg	1	0	0	0	0	0
B3a endrin	0,02000 mg/kg of fat	1	0	0	0	0	0
B3a lindane	0,00100 mg/kg	1	0	0	0	0	0
B3a heptachlor	0,10000 mg/kg of fat	1	0	0	0	0	0
B3a HCB	0,25000 mg/kg of fat	1	0	0	0	0	0
B3a PCB sum	0,10000 mg/kg of fat	6	0	0	0	0	0
B3a WHO-PCDD/F-PCB-TEQ	6,00000 pg/g of fat	5	0	0	0	0	0
B3a WHO-PCDD/F-TEQ	3,00000 pg/g of fat	5	0	0	0	0	0

# The average PCB sum content in foodstuffs and raw materials

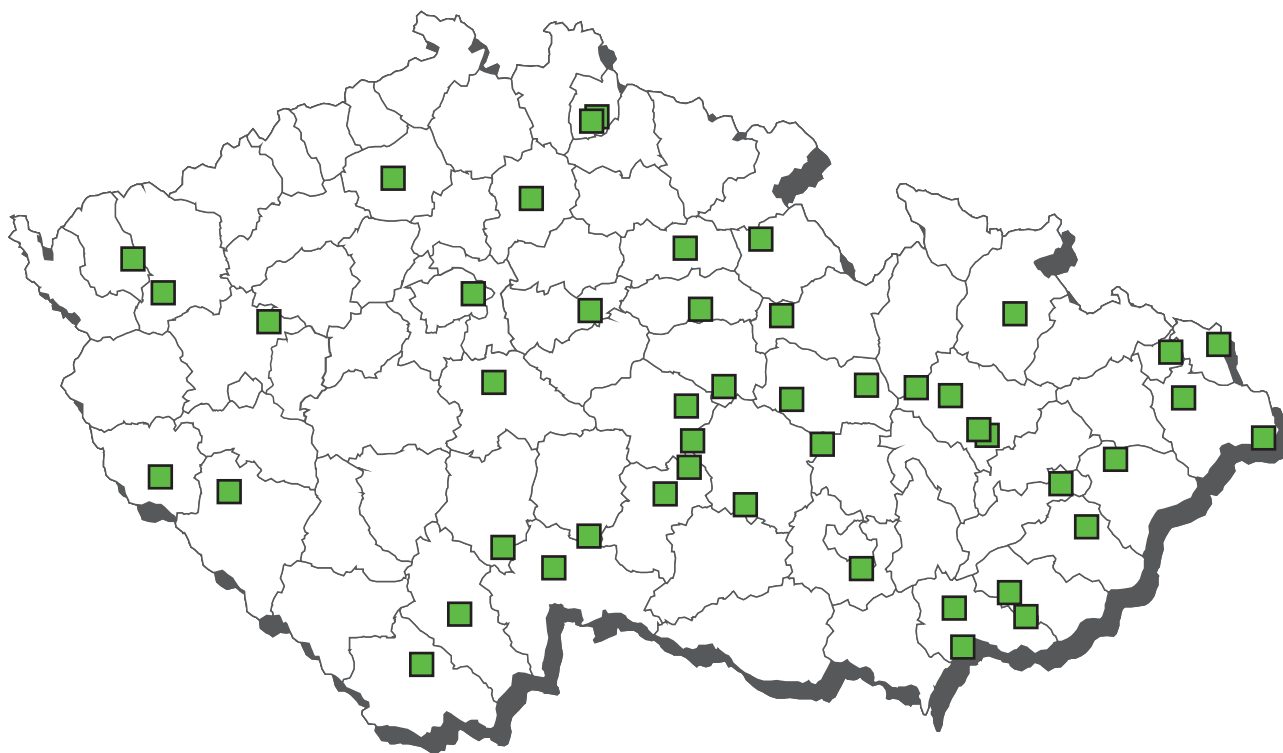


HM beef  
VM pork

MV meat products  
MK meat tin

SY cheeses  
ML milk

## Residues monitoring 2010 - sampling of other milk products



**Other milk products with more than 2 % of fat - monitoring**  
(value in mg/kg of fat)

**mg/kg**

Analyte	n	posit.	%pos.	n+	%+	median	average	10% quantil	90% quantil	maximum
B3a alfa-HCH	63	0	0,0	0	0,0	n.d.	*****	n.d.	n.d.	n.d.
B3a beta-HCH	63	0	0,0	0	0,0	n.d.	*****	n.d.	n.d.	n.d.
B3a DDT sum	63	44	69,8	0	0,0	0,006	0,008	n.d.	0,018	0,049
B3a dieldrin	63	0	0,0	0	0,0	n.d.	*****	n.d.	n.d.	n.d.
B3a endosulfan	63	0	0,0	0	0,0	n.d.	*****	n.d.	n.d.	n.d.
B3a endrin	63	0	0,0	0	0,0	n.d.	*****	n.d.	n.d.	n.d.
B3a lindane	63	0	0,0	0	0,0	n.d.	*****	n.d.	n.d.	n.d.
B3a heptachlor	63	0	0,0	0	0,0	n.d.	*****	n.d.	n.d.	n.d.
B3a HCB	63	7	11,1	0	0,0	n.d.	0,001	n.d.	0,003	0,005
B3a chlordan	63	0	0,0	0	0,0	n.d.	*****	n.d.	n.d.	n.d.
B3a PCB sum	63	6	9,5	0	0,0	n.d.	0,003	n.d.	n.d.	0,014

Analyte	hygienic limit (HL)	under 50%	50-75%	75-100%	100-150%	150-200%	over 200%
B3a alfa-HCH	0,10000 mg/kg of fat	63	0	0	0	0	0
B3a beta-HCH	0,07500 mg/kg of fat	63	0	0	0	0	0
B3a DDT sum	1,00000 mg/kg of fat	63	0	0	0	0	0
B3a dieldrin	0,15000 mg/kg of fat	63	0	0	0	0	0
B3a endosulfan	0,00400 mg/kg	63	0	0	0	0	0
B3a endrin	0,02000 mg/kg of fat	63	0	0	0	0	0
B3a lindane	0,00100 mg/kg	63	0	0	0	0	0
B3a heptachlor	0,10000 mg/kg of fat	63	0	0	0	0	0
B3a HCB	0,25000 mg/kg of fat	63	0	0	0	0	0
B3a chlordan	0,00200 mg/kg	63	0	0	0	0	0
B3a PCB sum	0,10000 mg/kg of fat	63	0	0	0	0	0

**Other milk products with less than 2 % of fat - monitoring**  
(value in mg/kg)

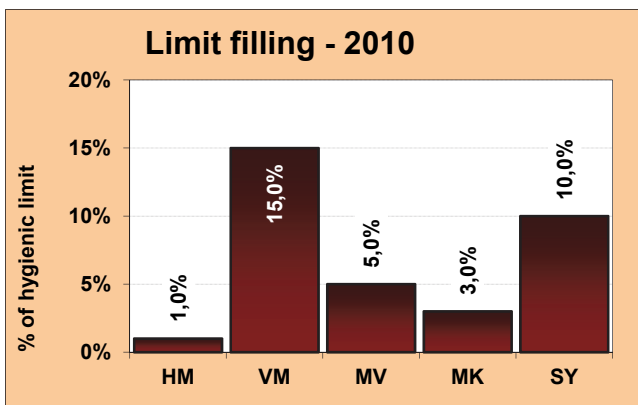
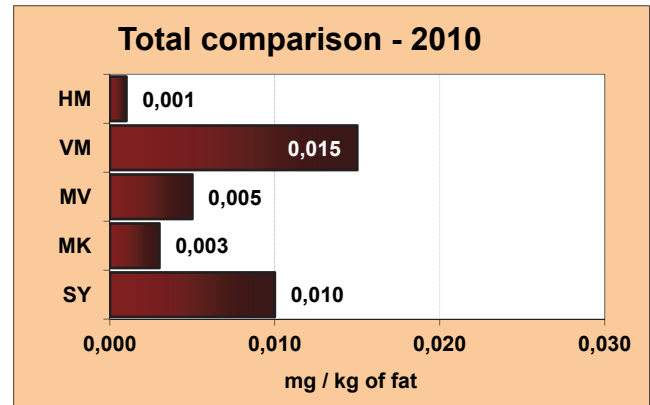
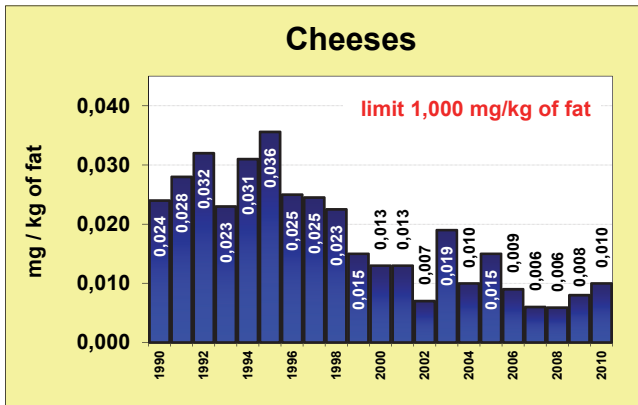
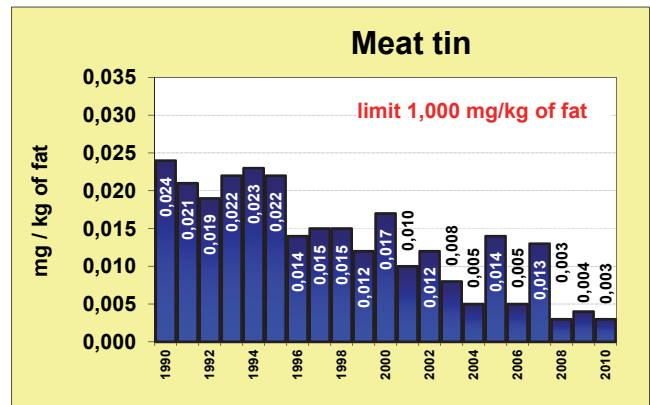
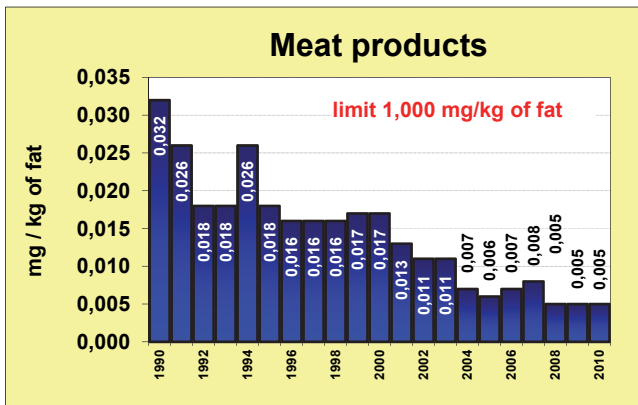
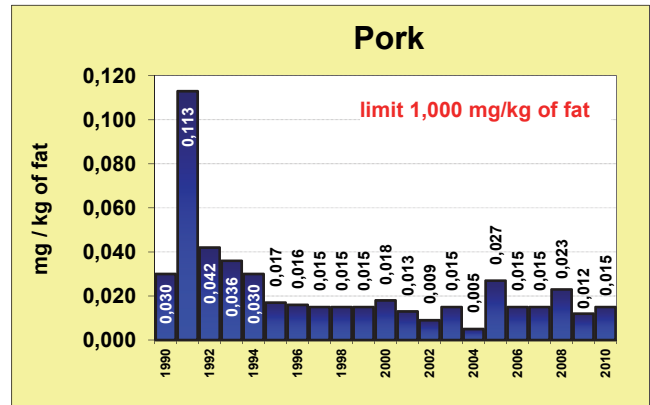
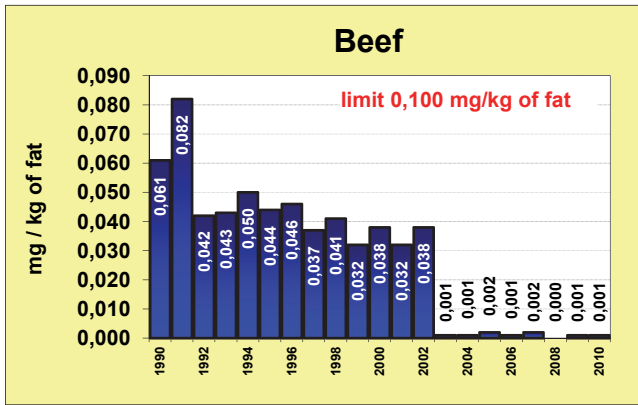
**mg/kg of fat**

**Bq/kg**

Analyte	n	posit.	%pos.	n+	%+	median	average	10% quantil	90% quantil	maximum
B3a alfa-HCH	9	0	0,0	0	0,0	n.d.	*****	n.d.	n.d.	n.d.
B3a beta-HCH	9	0	0,0	0	0,0	n.d.	*****	n.d.	n.d.	n.d.
B3a DDT sum	9	1	11,1	0	0,0	n.d.	0,000	n.d.	0,002	0,002
B3a dieldrin	9	0	0,0	0	0,0	n.d.	*****	n.d.	n.d.	n.d.
B3a endosulfan	9	0	0,0	0	0,0	n.d.	*****	n.d.	n.d.	n.d.
B3a endrin	9	0	0,0	0	0,0	n.d.	*****	n.d.	n.d.	n.d.
B3a lindane	9	0	0,0	0	0,0	n.d.	*****	n.d.	n.d.	n.d.
B3a heptachlor	9	0	0,0	0	0,0	n.d.	*****	n.d.	n.d.	n.d.
B3a HCB	9	0	0,0	0	0,0	n.d.	*****	n.d.	n.d.	n.d.
B3a chlordan	9	0	0,0	0	0,0	n.d.	*****	n.d.	n.d.	n.d.
B3a PCB sum	9	0	0,0	0	0,0	n.d.	*****	n.d.	n.d.	n.d.
B3f 134 Cs	9	0	0,0	0	0,0	n.d.	*****	n.d.	n.d.	n.d.
B3f 137 Cs	9	6	66,7	0	0,0	0,200	0,224	n.d.	0,660	0,660

Analyte	hygienic limit (HL)	under 50%	50-75%	75-100%	100-150%	150-200%	over 200%
B3a alfa-HCH	0,00200 mg/kg	9	0	0	0	0	0
B3a beta-HCH	0,00150 mg/kg	9	0	0	0	0	0
B3a DDT sum	0,02000 mg/kg	9	0	0	0	0	0
B3a dieldrin	0,00300 mg/kg	9	0	0	0	0	0
B3a endosulfan	0,00400 mg/kg	9	0	0	0	0	0
B3a endrin	0,00040 mg/kg	9	0	0	0	0	0
B3a lindane	0,00100 mg/kg	9	0	0	0	0	0
B3a heptachlor	0,00200 mg/kg	9	0	0	0	0	0
B3a HCB	0,00500 mg/kg	9	0	0	0	0	0
B3a chlordan	0,00200 mg/kg	9	0	0	0	0	0
B3a PCB sum	0,10000 mg/kg of fat	9	0	0	0	0	0

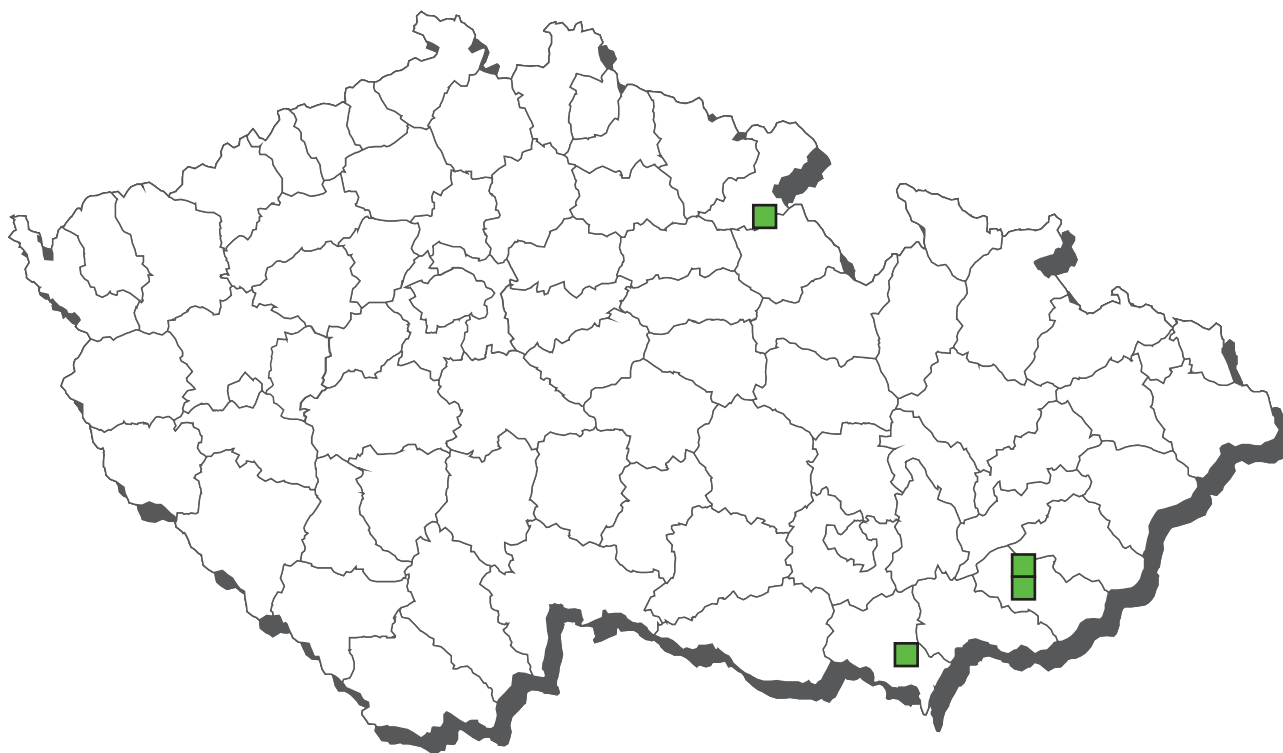
# The average DDT content in foodstuffs and raw materials



HM Beef  
 VM Pork  
 MV Meat products  
 MK Meat tins  
 SY Cheeses



## Residues monitoring 2010 - sampling of infant and baby formulas



Infant and baby milk formulas - monitoring (mg/kg of fat)

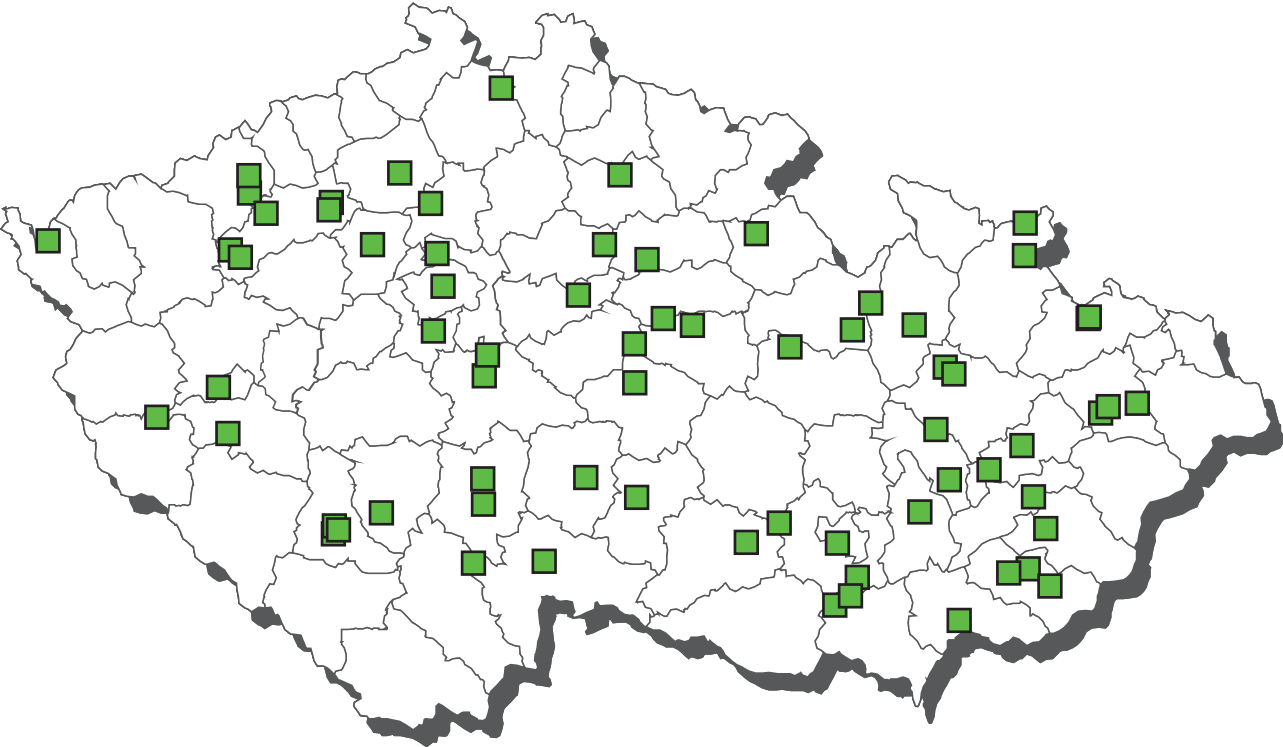
mg/kg of fat      µg/kg  
pg/g

Analyte	n	posit.	%pos.	n+	%+	median	average	10% quantil	90% quantil	maximum
B3a alfa-HCH	12	0	0,0	0	0,0	n.d.	*****	n.d.	n.d.	n.d.
B3a beta-HCH	12	0	0,0	0	0,0	n.d.	*****	n.d.	n.d.	n.d.
B3a DDT sum	12	1	8,3	0	0,0	n.d.	0,000	n.d.	n.d.	0,000
B3a dieldrin	12	0	0,0	0	0,0	n.d.	*****	n.d.	n.d.	n.d.
B3a endosulfan	12	0	0,0	0	0,0	n.d.	*****	n.d.	n.d.	n.d.
B3a endrin	12	0	0,0	0	0,0	n.d.	*****	n.d.	n.d.	n.d.
B3a lindane	12	0	0,0	0	0,0	n.d.	*****	n.d.	n.d.	n.d.
B3a heptachlor	12	0	0,0	0	0,0	n.d.	*****	n.d.	n.d.	n.d.
B3a HCB	12	0	0,0	0	0,0	n.d.	*****	n.d.	n.d.	n.d.
B3a chlordan	12	0	0,0	0	0,0	n.d.	*****	n.d.	n.d.	n.d.
B3a PCB sum	14	0	0,0	0	0,0	n.d.	*****	n.d.	n.d.	n.d.
B3a WHO-PCDD/F-PCB-TEQ	2	2	100,0	0	0,0	0,239	0,239	-	-	0,240
B3a WHO-PCDD/F-TEQ	2	0	0,0	0	0,0	n.d.	*****	-	-	n.d.
B3b demeton-S-methyl	12	0	0,0	0	0,0	n.d.	*****	n.d.	n.d.	n.d.
B3b disulfoton	12	0	0,0	0	0,0	n.d.	*****	n.d.	n.d.	n.d.
B3b ethoprophos	12	0	0,0	0	0,0	n.d.	*****	n.d.	n.d.	n.d.
B3b fensulfothion	12	0	0,0	0	0,0	n.d.	*****	n.d.	n.d.	n.d.
B3b haloxyfop	13	0	0,0	0	0,0	n.d.	*****	n.d.	n.d.	n.d.
B3b cadusafos	12	0	0,0	0	0,0	n.d.	*****	n.d.	n.d.	n.d.
B3b omethoate	12	0	0,0	0	0,0	n.d.	*****	n.d.	n.d.	n.d.
B3b terbufos	12	0	0,0	0	0,0	n.d.	*****	n.d.	n.d.	n.d.
B3c arsenic	12	8	66,7	0	0,0	0,008	0,009	n.d.	0,020	0,020
B3c cadmium	12	4	33,3	0	0,0	n.d.	0,001	n.d.	0,005	0,005
B3c lead	12	1	8,3	0	0,0	n.d.	0,002	n.d.	n.d.	0,007
B3c mercury	12	7	58,3	0	0,0	0,000	0,000	n.d.	0,001	0,001
B3c selenium	12	4	33,3	0	0,0	n.d.	0,039	n.d.	0,133	0,136
B3d aflatoxin B1	8	0	0,0	0	0,0	n.d.	*****	-	-	n.d.
B3d aflatoxin M1	8	0	0,0	0	0,0	n.d.	*****	-	-	n.d.
B3d ochratoxin A	12	0	0,0	0	0,0	n.d.	*****	n.d.	n.d.	n.d.
B3d aflatoxins (sum B1, B2, G1, G2)	8	0	0,0	0	0,0	n.d.	*****	-	-	n.d.
B3e sum of synthetic colours	12	0	0,0	0	0,0	n.d.	*****	-	-	n.d.
B3f 2,2',3,4,4',5',6-HeptaBDE	2	0	0,0	0	0,0	n.d.	*****	-	-	n.d.
B3f 2,2',4,4'-TetraBDE	2	0	0,0	0	0,0	n.d.	*****	-	-	n.d.
B3f 2,2',4,4',5-PentaBDE	2	0	0,0	0	0,0	n.d.	*****	-	-	n.d.
B3f 2,2',4,4',5,5'-HexaBDE	2	0	0,0	0	0,0	n.d.	*****	-	-	n.d.
B3f 2,2',4,4',5,6'-HexaBDE	2	0	0,0	0	0,0	n.d.	*****	-	-	n.d.
B3f 2,2',4,4',6-PentaBDE	2	0	0,0	0	0,0	n.d.	*****	-	-	n.d.
B3f 2,4,4'-TriBDE	2	0	0,0	0	0,0	n.d.	*****	-	-	n.d.
B3f fipronil	12	0	0,0	0	0,0	n.d.	*****	n.d.	n.d.	n.d.
B3f benzoic acid	12	4	33,3	0	0,0	n.d.	5,250	n.d.	12,420	12,600
B3f sorbic acid	12	0	0,0	0	0,0	n.d.	*****	n.d.	n.d.	n.d.
B3f nitrofen	12	0	0,0	0	0,0	n.d.	*****	n.d.	n.d.	n.d.

Analyte	hygienic imit (HL)	under 50%	50-75%	75-100%	100-150%	150-200%	over 200%
B3a DDT sum	0,01000 mg/kg	12	0	0	0	0	0
B3a endosulfan	0,01000 mg/kg	12	0	0	0	0	0
B3a dieldrin	0,01000 mg/kg	12	0	0	0	0	0
B3a endrin	0,00300 mg/kg	12	0	0	0	0	0
B3a lindane	0,01000 mg/kg	12	0	0	0	0	0
B3a HCB	0,00300 mg/kg	12	0	0	0	0	0
B3a chlordan	0,01000 mg/kg	12	0	0	0	0	0
B3a PCB sum	0,05000 mg/kg of fat	14	0	0	0	0	0
B3a WHO-PCDD/F-PCB-TEQ	0,20000 pg/g	0	0	0	2*	0	0
B3a WHO-PCDD/F-TEQ	0,20000 pg/g	2	0	0	0	0	0
B3b demeton-S-methyl	0,00600 mg/kg	12	0	0	0	0	0
B3b disulfoton	0,00300 mg/kg	12	0	0	0	0	0
B3b ethoprophos	0,00800 mg/kg	12	0	0	0	0	0
B3b fensulfothion	0,00300 mg/kg	12	0	0	0	0	0
B3b haloxyfop	0,00300 mg/kg	13	0	0	0	0	0
B3b cadusafos	0,00600 mg/kg	12	0	0	0	0	0
B3b omethoate	0,00300 mg/kg	12	0	0	0	0	0
B3b terbufos	0,00300 mg/kg	12	0	0	0	0	0
B3c arsenic	0,10000 mg/kg	12	0	0	0	0	0
B3c cadmium	0,10000 mg/kg	12	0	0	0	0	0
B3c lead	0,02000 mg/kg	12	0	0	0	0	0
B3c mercury	0,02000 mg/kg	12	0	0	0	0	0
B3d aflatoxin B1	0,10000 ug/kg	8	0	0	0	0	0
B3d aflatoxin M1	0,02500 ug/kg	8	0	0	0	0	0
B3d ochratoxin A	0,50000 ug/kg	12	0	0	0	0	0
B3d aflatoxins (sum B1, B2, G1, G2)	1,00000 ug/kg	4	0	0	0	0	0
B3f fipronil	4,00000 ug/kg	12	0	0	0	0	0
B3f nitrofen	3,00000 ug/kg	12	0	0	0	0	0

\* compliant (within expanded uncertainty of measurement)

# Residues monitoring 2010 - sampling of hen eggs



Hen eggs - monitoring (µg/kg)

mg/kg

mg/kg of fat  
pg/g of fat

Analyte	n	posit.	%pos.	n+	%+	median	average	10% quantil	90% quantil	maximum
A6 nitrofurantoin - AHD	10	0	0,0	0	0,0	n.d.	*****	n.d.	n.d.	n.d.
A6 furaltadons - AMOZ	10	0	0,0	0	0,0	n.d.	*****	n.d.	n.d.	n.d.
A6 furazolidone - AOZ	10	0	0,0	0	0,0	n.d.	*****	n.d.	n.d.	n.d.
A6 dimetridazole	10	0	0,0	0	0,0	n.d.	*****	n.d.	n.d.	n.d.
A6 HMMNI	10	0	0,0	0	0,0	n.d.	*****	n.d.	n.d.	n.d.
A6 chloramphenicol	48	0	0,0	0	0,0	n.d.	*****	n.d.	n.d.	n.d.
A6 metronidazole a MNZOH	10	0	0,0	0	0,0	n.d.	*****	n.d.	n.d.	n.d.
A6 MNZOH	10	0	0,0	0	0,0	n.d.	*****	n.d.	n.d.	n.d.
A6 ronidazole	10	0	0,0	0	0,0	n.d.	*****	n.d.	n.d.	n.d.
A6 nitrofurazone - SEM	10	0	0,0	0	0,0	n.d.	*****	n.d.	n.d.	n.d.
B1 betalactam atb	46	0	0,0	0	0,0	n.d.	*****	n.d.	n.d.	n.d.
B1 macrolides	46	0	0,0	0	0,0	n.d.	*****	n.d.	n.d.	n.d.
B1 sulfadiazine	46	0	0,0	0	0,0	n.d.	*****	n.d.	n.d.	n.d.
B1 sulfadimethoxine	46	0	0,0	0	0,0	n.d.	*****	n.d.	n.d.	n.d.
B1 sulfadimidine	46	0	0,0	0	0,0	n.d.	*****	n.d.	n.d.	n.d.
B1 sulfadoxine	46	0	0,0	0	0,0	n.d.	*****	n.d.	n.d.	n.d.
B1 sulfachlorpyridazine	46	0	0,0	0	0,0	n.d.	*****	n.d.	n.d.	n.d.
B1 sulfamerazine	46	0	0,0	0	0,0	n.d.	*****	n.d.	n.d.	n.d.
B1 sulfamethoxazole	46	0	0,0	0	0,0	n.d.	*****	n.d.	n.d.	n.d.
B1 sulfamethoxydiazine	46	0	0,0	0	0,0	n.d.	*****	n.d.	n.d.	n.d.
B1 sulfaquinoxaline	46	0	0,0	0	0,0	n.d.	*****	n.d.	n.d.	n.d.
B1 sulfathiazole	46	0	0,0	0	0,0	n.d.	*****	n.d.	n.d.	n.d.
B1 tetracyclines	46	0	0,0	0	0,0	n.d.	*****	n.d.	n.d.	n.d.
B2a albendazole (incl. metabolites)	5	0	0,0	0	0,0	n.d.	*****	-	-	n.d.
B2a fenbendazole (incl. metabolites)	5	0	0,0	0	0,0	n.d.	*****	-	-	n.d.
B2a levamisole	5	0	0,0	0	0,0	n.d.	*****	-	-	n.d.
B2a thiabendazole (incl. metabolites)	5	0	0,0	0	0,0	n.d.	*****	-	-	n.d.
B2a triclabendazole (incl. metabolites)	5	0	0,0	0	0,0	n.d.	*****	-	-	n.d.
B2b decoquinat	51	0	0,0	0	0,0	n.d.	*****	n.d.	n.d.	n.d.
B2b diclazuril	51	0	0,0	0	0,0	n.d.	*****	n.d.	n.d.	n.d.
B2b halofuginone	51	0	0,0	0	0,0	n.d.	*****	n.d.	n.d.	n.d.
B2b lasalocid	51	0	0,0	0	0,0	n.d.	*****	n.d.	n.d.	n.d.
B2b maduramicin	51	0	0,0	0	0,0	n.d.	*****	n.d.	n.d.	n.d.
B2b monensin	51	0	0,0	0	0,0	n.d.	*****	n.d.	n.d.	n.d.
B2b narasin	51	0	0,0	0	0,0	n.d.	*****	n.d.	n.d.	n.d.
B2b nicarbazin	51	4	7,8	0	0,0	n.d.	1,337	n.d.	n.d.	10,400
B2b robenidine	51	0	0,0	0	0,0	n.d.	*****	n.d.	n.d.	n.d.
B2b salinomycin	51	0	0,0	0	0,0	n.d.	*****	n.d.	n.d.	n.d.
B2c lambda-cyhalothrin	25	0	0,0	0	0,0	n.d.	*****	n.d.	n.d.	n.d.
B2c cypermethrin	25	0	0,0	0	0,0	n.d.	*****	n.d.	n.d.	n.d.
B2c deltamethrin	25	0	0,0	0	0,0	n.d.	*****	n.d.	n.d.	n.d.
B2c permethrin	25	0	0,0	0	0,0	n.d.	*****	n.d.	n.d.	n.d.
B3a alfa-HCH	66	0	0,0	0	0,0	n.d.	*****	n.d.	n.d.	n.d.
B3a beta-HCH	66	0	0,0	0	0,0	n.d.	*****	n.d.	n.d.	n.d.
B3a DDT sum	66	11	16,7	0	0,0	n.d.	0,000	n.d.	0,000	0,001
B3a dieldrin	66	0	0,0	0	0,0	n.d.	*****	n.d.	n.d.	n.d.
B3a endosulfan	66	0	0,0	0	0,0	n.d.	*****	n.d.	n.d.	n.d.
B3a endrin	66	0	0,0	0	0,0	n.d.	*****	n.d.	n.d.	n.d.
B3a lindane	66	0	0,0	0	0,0	n.d.	*****	n.d.	n.d.	n.d.
B3a heptachlor	66	0	0,0	0	0,0	n.d.	*****	n.d.	n.d.	n.d.
B3a HCB	66	1	1,5	0	0,0	n.d.	0,000	n.d.	n.d.	0,000
B3a chlordan	66	0	0,0	0	0,0	n.d.	*****	n.d.	n.d.	n.d.
B3a PCB sum	72	1	1,4	0	0,0	n.d.	0,002	n.d.	n.d.	0,053
B3a WHO-PCDD/F-PCB-TEQ	6	6	100,0	0	0,0	0,792	0,904	-	-	1,460
B3a WHO-PCDD/F-TEQ	6	3	50,0	0	0,0	0,706	0,537	-	-	0,742
B3c selenium	20	20	100,0	0	0,0	0,255	0,242	0,139	0,321	0,327
B3f 2,2',3,4,4',5',6-HeptaBDE	6	0	0,0	0	0,0	n.d.	*****	-	-	n.d.
B3f 2,2',4,4'-TetraBDE	6	0	0,0	0	0,0	n.d.	*****	-	-	n.d.
B3f 2,2',4,4',5-PentaBDE	6	0	0,0	0	0,0	n.d.	*****	-	-	n.d.
B3f 2,2',4,4',5,5'-HexaBDE	6	0	0,0	0	0,0	n.d.	*****	-	-	n.d.
B3f 2,2',4,4',5,6'-HexaBDE	6	0	0,0	0	0,0	n.d.	*****	-	-	n.d.
B3f 2,2',4,4',6-PentaBDE	6	0	0,0	0	0,0	n.d.	*****	-	-	n.d.
B3f 2,4,4'-TriBDE	6	0	0,0	0	0,0	n.d.	*****	-	-	n.d.

## Hen eggs - monitoring (µg/kg)

Analyte	hygienic limit (HL)	under 50%	50-75%	75-100%	100-150%	150-200%	over 200%
B2b decoquinat	20,00000 ug/kg	51	0	0	0	0	0
B2b diclazuril	2,00000 ug/kg	51	0	0	0	0	0
B2b halofuginone	6,00000 ug/kg	51	0	0	0	0	0
B2b lasalocid	150,00000 ug/kg	51	0	0	0	0	0
B2b maduramicin	2,00000 ug/kg	51	0	0	0	0	0
B2b monensin	2,00000 ug/kg	51	0	0	0	0	0
B2b narasin	2,00000 ug/kg	51	0	0	0	0	0
B2b nicarbazin	100,00000 ug/kg	51	0	0	0	0	0
B2b robenidine	25,00000 ug/kg	51	0	0	0	0	0
B2b salinomycin	3,00000 ug/kg	51	0	0	0	0	0
B2c lambda-cyhalothrin	0,02000 mg/kg	25	0	0	0	0	0
B2c cypermethrin	0,05000 mg/kg	25	0	0	0	0	0
B2c deltamethrin	0,05000 mg/kg	25	0	0	0	0	0
B2c permethrin	0,05000 mg/kg	25	0	0	0	0	0
B3a alfa-HCH	0,02000 mg/kg	66	0	0	0	0	0
B3a beta-HCH	0,01000 mg/kg	66	0	0	0	0	0
B3a DDT sum	0,05000 mg/kg	66	0	0	0	0	0
B3a dieldrin	0,02000 mg/kg	66	0	0	0	0	0
B3a endosulfan	0,10000 mg/kg	66	0	0	0	0	0
B3a endrin	0,00500 mg/kg	66	0	0	0	0	0
B3a lindane	0,10000 mg/kg	66	0	0	0	0	0
B3a heptachlor	0,02000 mg/kg	66	0	0	0	0	0
B3a HCB	0,02000 mg/kg	66	0	0	0	0	0
B3a chlordan	0,00500 mg/kg	66	0	0	0	0	0
B3a PCB sum	0,20000 mg/kg of fat	72	0	0	0	0	0
B3a WHO-PCDD/F-PCB-TEQ	6,00000 pg/g of fat	6	0	0	0	0	0
B3a WHO-PCDD/F-TEQ	3,00000 pg/g of fat	6	0	0	0	0	0

# Residues monitoring 2010 - sampling of egg products



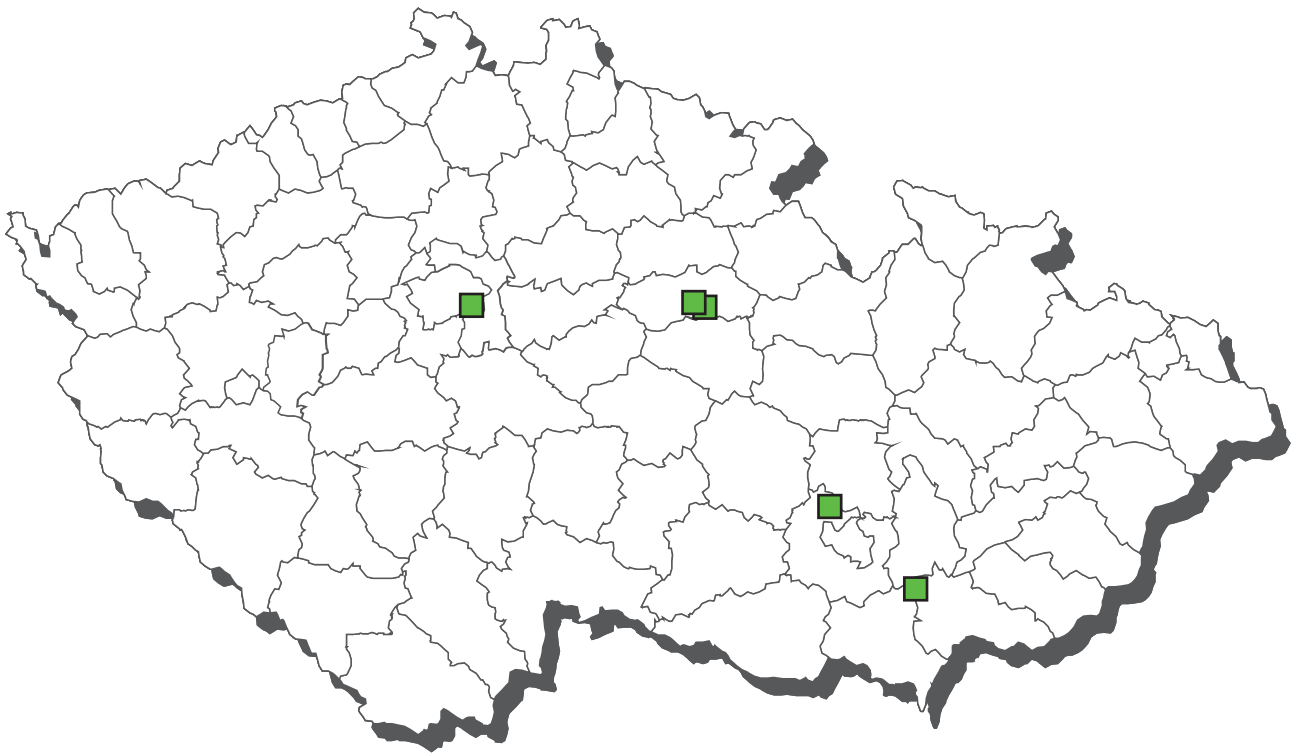
Egg products - monitoring (value in mg/kg of fat)

mg/kg

Analyte	n	posit.	%pos.	n+	%+	median	average	10% quantil	90% quantil	maximum
B3a alfa-HCH	23	0	0,0	0	0,0	n.d.	*****	n.d.	n.d.	n.d.
B3a beta-HCH	23	0	0,0	0	0,0	n.d.	*****	n.d.	n.d.	n.d.
B3a DDT sum	23	2	8,7	0	0,0	n.d.	0,001	n.d.	n.d.	0,005
B3a dieldrin	23	0	0,0	0	0,0	n.d.	*****	n.d.	n.d.	n.d.
B3a endosulfan	23	0	0,0	0	0,0	n.d.	*****	n.d.	n.d.	n.d.
B3a endrin	23	0	0,0	0	0,0	n.d.	*****	n.d.	n.d.	n.d.
B3a lindane	23	0	0,0	0	0,0	n.d.	*****	n.d.	n.d.	n.d.
B3a heptachlor	23	0	0,0	0	0,0	n.d.	*****	n.d.	n.d.	n.d.
B3a HCB	23	0	0,0	0	0,0	n.d.	*****	n.d.	n.d.	n.d.
B3a chlordan	23	0	0,0	0	0,0	n.d.	*****	n.d.	n.d.	n.d.
B3a PCB sum	23	0	0,0	0	0,0	n.d.	*****	n.d.	n.d.	n.d.

Analyte	hygienic limit (HL)	under 50%	50-75%	75-100%	100-150%	150-200%	over 200%
B3a alfa-HCH	0,20000 mg/kg of fat	23	0	0	0	0	0
B3a beta-HCH	0,10000 mg/kg of fat	23	0	0	0	0	0
B3a DDT sum	0,50000 mg/kg of fat	23	0	0	0	0	0
B3a dieldrin	0,20000 mg/kg of fat	23	0	0	0	0	0
B3a endosulfan	0,10000 mg/kg	23	0	0	0	0	0
B3a endrin	0,05000 mg/kg of fat	23	0	0	0	0	0
B3a lindane	1,00000 mg/kg of fat	23	0	0	0	0	0
B3a heptachlor	0,20000 mg/kg of fat	23	0	0	0	0	0
B3a HCB	0,20000 mg/kg of fat	23	0	0	0	0	0
B3a chlordan	0,00500 mg/kg	23	0	0	0	0	0
B3a PCB sum	0,20000 mg/kg of fat	23	0	0	0	0	0

# Residues monitoring 2010 - sampling of quail's eggs



## Quail's eggs - non-compliant results 2010



 nicarbazin



Quail eggs - monitoring (µg/kg)

mg/kg

mg/kg of fat

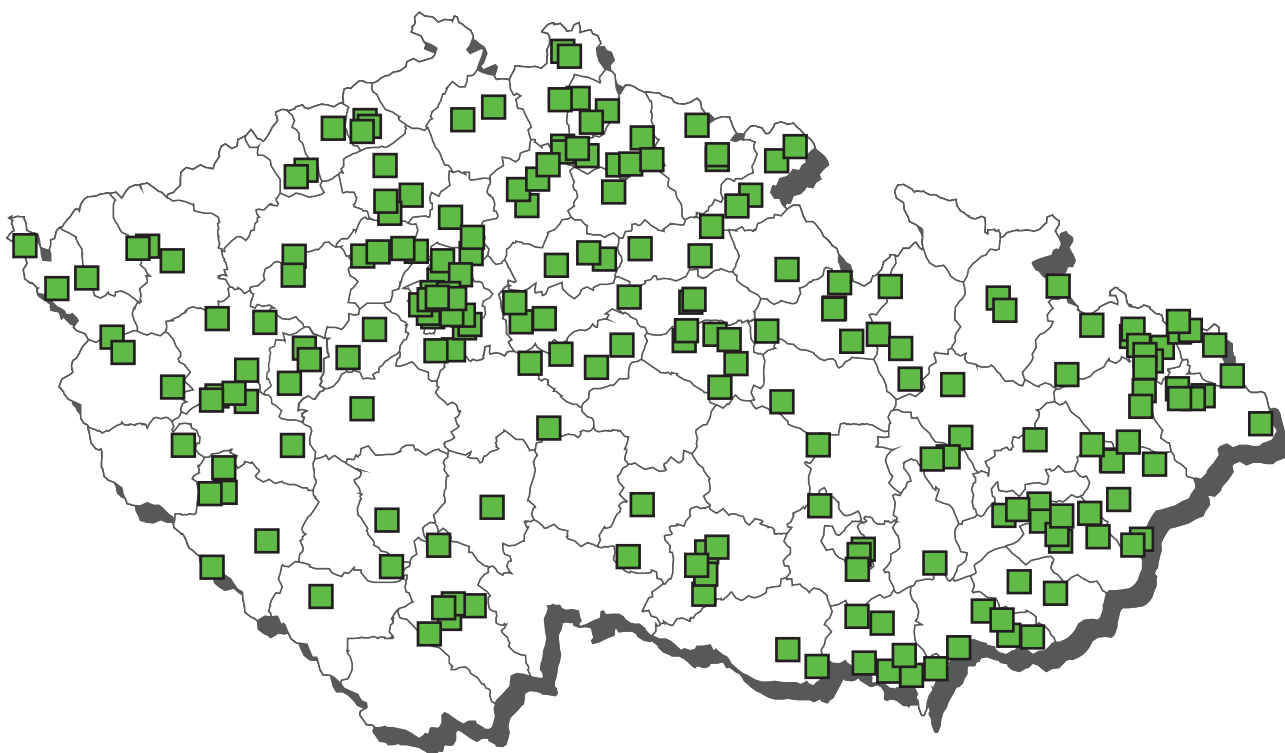
Analyte	n	posit.	%pos.	n+	%+	median	average	10% quantil	90% quantil	maximum
A6 nitrofurantoin - AHD	1	0	0,0	0	0,0	n.d.	-	-	-	-
A6 furaltadons - AMOZ	1	0	0,0	0	0,0	n.d.	-	-	-	-
A6 furazolidone - AOZ	1	0	0,0	0	0,0	n.d.	-	-	-	-
A6 dimetridazole	1	0	0,0	0	0,0	n.d.	-	-	-	-
A6 HMMNI	1	0	0,0	0	0,0	n.d.	-	-	-	-
A6 chloramphenicol	1	0	0,0	0	0,0	n.d.	-	-	-	-
A6 metronidazole a MNZOH	1	0	0,0	0	0,0	n.d.	-	-	-	-
A6 MNZOH	1	0	0,0	0	0,0	n.d.	-	-	-	-
A6 ronidazole	1	0	0,0	0	0,0	n.d.	-	-	-	-
A6 nitrofurazone - SEM	1	0	0,0	0	0,0	n.d.	-	-	-	-
B1 betalactam atb	4	0	0,0	0	0,0	n.d.	*****	-	-	n.d.
B1 macrolides	4	0	0,0	0	0,0	n.d.	*****	-	-	n.d.
B1 sulfadiazine	4	0	0,0	0	0,0	n.d.	*****	-	-	n.d.
B1 sulfadimethoxine	4	0	0,0	0	0,0	n.d.	*****	-	-	n.d.
B1 sulfadimidine	4	0	0,0	0	0,0	n.d.	*****	-	-	n.d.
B1 sulfadoxine	4	0	0,0	0	0,0	n.d.	*****	-	-	n.d.
B1 sulfachlorpyridazine	4	0	0,0	0	0,0	n.d.	*****	-	-	n.d.
B1 sulfamerazine	4	0	0,0	0	0,0	n.d.	*****	-	-	n.d.
B1 sulfamethoxazole	4	0	0,0	0	0,0	n.d.	*****	-	-	n.d.
B1 sulfamethoxydiazine	4	0	0,0	0	0,0	n.d.	*****	-	-	n.d.
B1 sulfaquinoxaline	4	0	0,0	0	0,0	n.d.	*****	-	-	n.d.
B1 sulfathiazole	4	0	0,0	0	0,0	n.d.	*****	-	-	n.d.
B1 tetracyclines	4	0	0,0	0	0,0	n.d.	*****	-	-	n.d.
B2b decoquinat	4	0	0,0	0	0,0	n.d.	*****	-	-	n.d.
B2b diclazuril	4	0	0,0	0	0,0	n.d.	*****	-	-	n.d.
B2b halofuginone	4	0	0,0	0	0,0	n.d.	*****	-	-	n.d.
B2b lasalocid	4	1	25,0	0	0,0	n.d.	15,200	-	-	56,300
B2b maduramicin	4	0	0,0	0	0,0	n.d.	*****	-	-	n.d.
B2b monensin	4	0	0,0	0	0,0	n.d.	*****	-	-	n.d.
B2b narasin	4	0	0,0	0	0,0	n.d.	*****	-	-	n.d.
B2b nicarbazin	4	3	75,0	1	25,0	14,675	45,388	-	-	151,200
B2b robenidine	4	1	25,0	0	0,0	n.d.	1,413	-	-	2,650
B2b salinomycin	4	0	0,0	0	0,0	n.d.	*****	-	-	n.d.
B3a alfa-HCH	4	0	0,0	0	0,0	n.d.	*****	-	-	n.d.
B3a beta-HCH	4	0	0,0	0	0,0	n.d.	*****	-	-	n.d.
B3a DDT sum	4	1	25,0	0	0,0	n.d.	0,000	-	-	0,001
B3a dieldrin	4	0	0,0	0	0,0	n.d.	*****	-	-	n.d.
B3a endosulfan	4	0	0,0	0	0,0	n.d.	*****	-	-	n.d.
B3a endrin	4	0	0,0	0	0,0	n.d.	*****	-	-	n.d.
B3a lindane	4	0	0,0	0	0,0	n.d.	*****	-	-	n.d.
B3a heptachlor	4	0	0,0	0	0,0	n.d.	*****	-	-	n.d.
B3a HCB	4	0	0,0	0	0,0	n.d.	*****	-	-	n.d.
B3a chlordan	4	0	0,0	0	0,0	n.d.	*****	-	-	n.d.
B3a PCB sum	4	0	0,0	0	0,0	n.d.	*****	-	-	n.d.
B3c selenium	4	4	100,0	0	0,0	0,418	0,467	-	-	0,758

Analyte	hygienic limit (HL)	under 50%	50-75%	75-100%	100-150%	150-200%	over 200%
B2b decoquinat	20,00000 ug/kg	4	0	0	0	0	0
B2b diclazuril	2,00000 ug/kg	4	0	0	0	0	0
B2b halofuginone	6,00000 ug/kg	4	0	0	0	0	0
B2b lasalocid	150,00000 ug/kg	4	0	0	0	0	0
B2b maduramicin	2,00000 ug/kg	4	0	0	0	0	0
B2b monensin	2,00000 ug/kg	4	0	0	0	0	0
B2b narasin	2,00000 ug/kg	4	0	0	0	0	0
B2b nicarbazin	100,00000 ug/kg	3	0	0	0	1	0
B2b robenidine	25,00000 ug/kg	4	0	0	0	0	0
B2b salinomycin	3,00000 ug/kg	4	0	0	0	0	0
B3a alfa-HCH	0,02000 mg/kg	4	0	0	0	0	0
B3a beta-HCH	0,01000 mg/kg	4	0	0	0	0	0
B3a DDT sum	0,05000 mg/kg	4	0	0	0	0	0
B3a dieldrin	0,02000 mg/kg	4	0	0	0	0	0
B3a endosulfan	0,10000 mg/kg	4	0	0	0	0	0
B3a endrin	0,00500 mg/kg	4	0	0	0	0	0
B3a lindane	0,10000 mg/kg	4	0	0	0	0	0
B3a heptachlor	0,02000 mg/kg	4	0	0	0	0	0
B3a HCB	0,02000 mg/kg	4	0	0	0	0	0
B3a chlordan	0,00500 mg/kg	4	0	0	0	0	0
B3a PCB sum	0,20000 mg/kg of fat	4	0	0	0	0	0

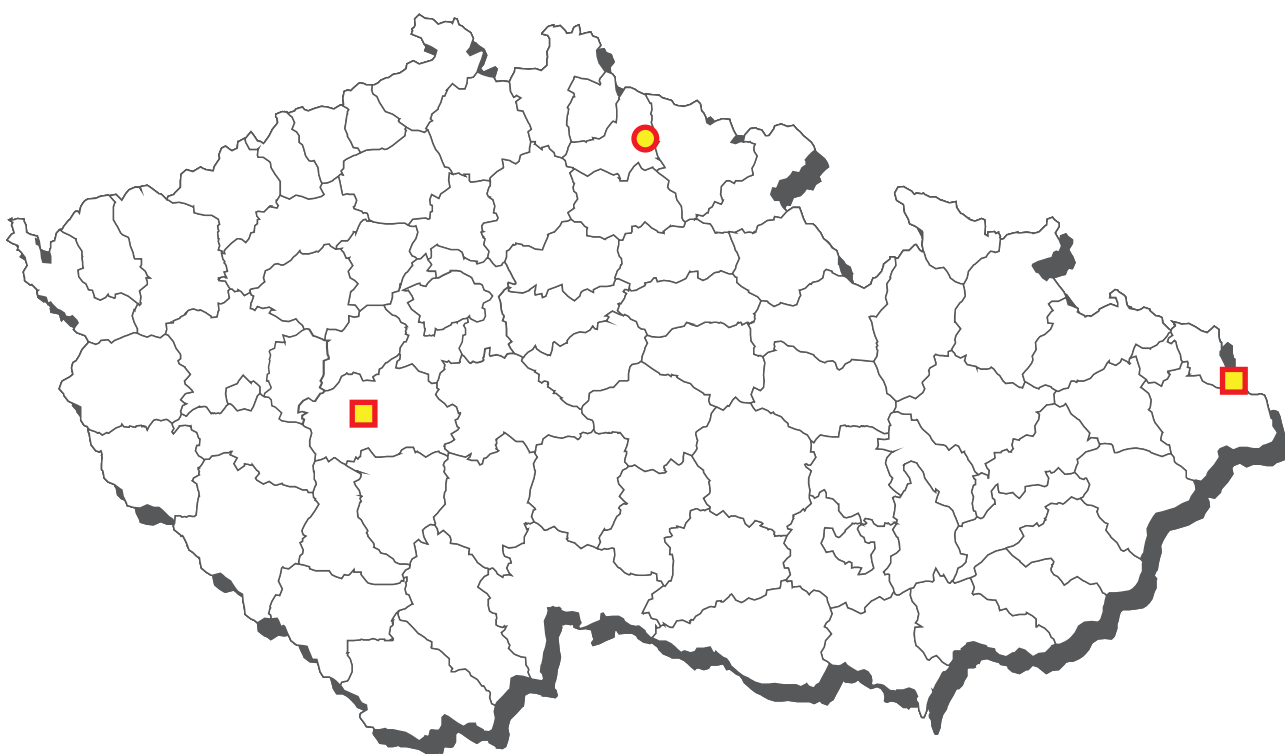
Quail eggs - monitoring - list of non-compliant results

Sampling	cadastral district	district	value
16.9.2010	Dambrice	Hodonin	151,2 ug/kg

# Residues monitoring 2010 - sampling of meat products



## Meat products - non-compliant results 2010



■ lead

● mercury

**Meat products - monitoring (mg/kg of fat)**
**mg/kg**

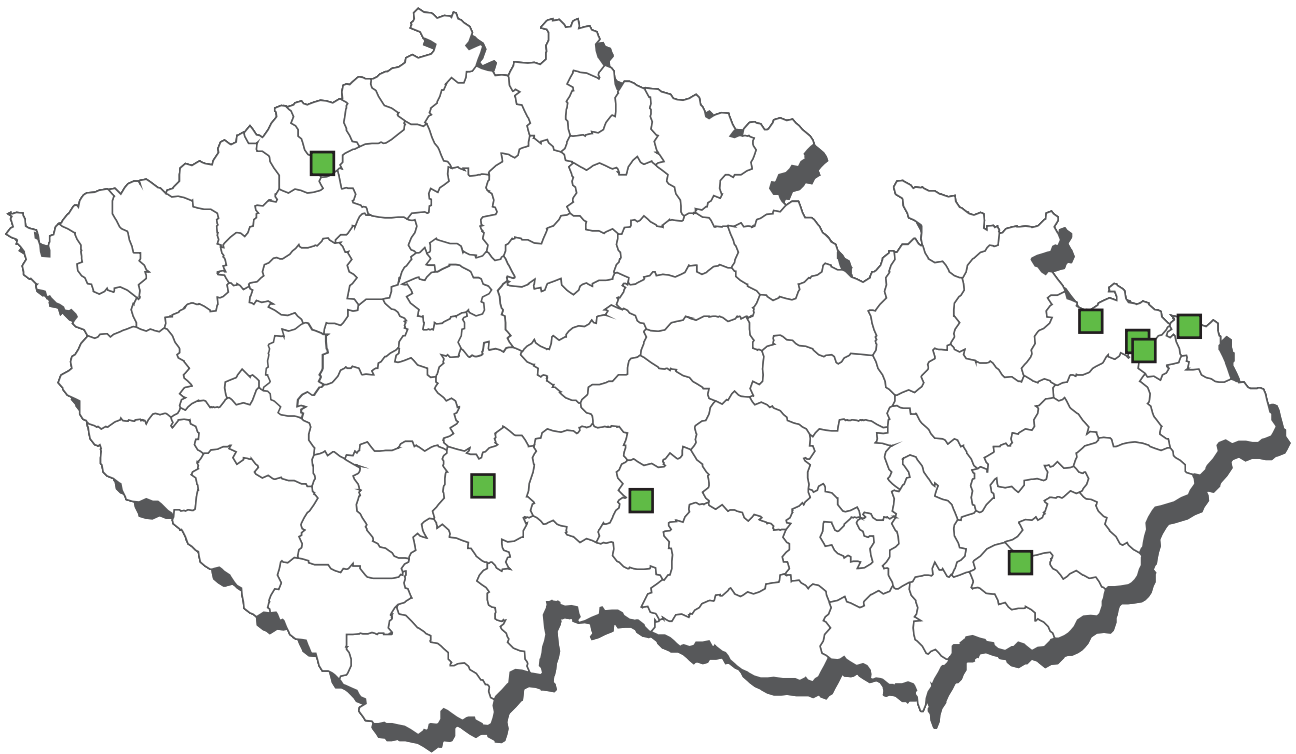
Analyte	n	posit.	%pos.	n+	%+	median	average	10% quantil	90% quantil	maximum
B3a alfa-HCH	130	3	2,3	0	0,0	n.d.	0,001	n.d.	n.d.	0,012
B3a beta-HCH	130	0	0,0	0	0,0	n.d.	*****	n.d.	n.d.	n.d.
B3a DDT sum	130	52	40,0	0	0,0	n.d.	0,005	n.d.	0,012	0,107
B3a dieldrin	130	1	0,8	0	0,0	n.d.	0,001	n.d.	n.d.	0,004
B3a endosulfan	130	0	0,0	0	0,0	n.d.	*****	n.d.	n.d.	n.d.
B3a endrin	130	0	0,0	0	0,0	n.d.	*****	n.d.	n.d.	n.d.
B3a lindane	130	0	0,0	0	0,0	n.d.	*****	n.d.	n.d.	n.d.
B3a heptachlor	130	1	0,8	0	0,0	n.d.	0,001	n.d.	n.d.	0,005
B3a HCB	130	2	1,5	0	0,0	n.d.	0,001	n.d.	n.d.	0,005
B3a chlordan	130	0	0,0	0	0,0	n.d.	*****	n.d.	n.d.	n.d.
B3a PCB sum	130	4	3,1	0	0,0	n.d.	0,002	n.d.	n.d.	0,049
B3c cadmium	130	25	19,2	0	0,0	n.d.	0,003	n.d.	0,005	0,025
B3c lead	130	15	11,5	2	1,5	n.d.	0,012	n.d.	0,010	0,530
B3c mercury	130	60	46,2	1	0,8	n.d.	0,005	n.d.	0,001	0,498
B3e E128 (red 2G)	40	0	0,0	0	0,0	n.d.	*****	n.d.	n.d.	n.d.
B3e sum of synthetic colours	70	0	0,0	0	0,0	n.d.	*****	n.d.	n.d.	n.d.

Analyte	hygienic limit (HL)	under 50%	50-75%	75-100%	100-150%	150-200%	over 200%
B3a alfa-HCH	0,20000 mg/kg of fat	130	0	0	0	0	0
B3a beta-HCH	0,10000 mg/kg of fat	130	0	0	0	0	0
B3a DDT sum	1,00000 mg/kg of fat	130	0	0	0	0	0
B3a endosulfan	0,10000 mg/kg of fat	130	0	0	0	0	0
B3a endrin	0,05000 mg/kg of fat	130	0	0	0	0	0
B3a lindane	0,70000 mg/kg of fat	130	0	0	0	0	0
B3a heptachlor	0,20000 mg/kg of fat	130	0	0	0	0	0
B3a HCB	0,20000 mg/kg of fat	130	0	0	0	0	0
B3a chlordan	0,05000 mg/kg of fat	130	0	0	0	0	0
B3a PCB sum	0,20000 mg/kg of fat	130	0	0	0	0	0
B3c cadmium	0,05000 mg/kg	130	0	0	0	0	0
B3c lead	0,10000 mg/kg	128	0	0	0	1	1
B3c mercury	0,05000 mg/kg	129	0	0	0	0	1

**Meat products - monitoring - list of non-compliant results**

Sampling	cadastral district	district	value
<b>lead</b>			
28.4.2010	Pribram	Pribram	0,53 mg/kg
30.9.2010	cesky Tesin	Karvina	0,19 mg/kg
<b>mercury</b>			
8.6.2010	Hrabacov	Semily	0,498 mg/kg

# Residues monitoring 2010 - sampling of canned meat



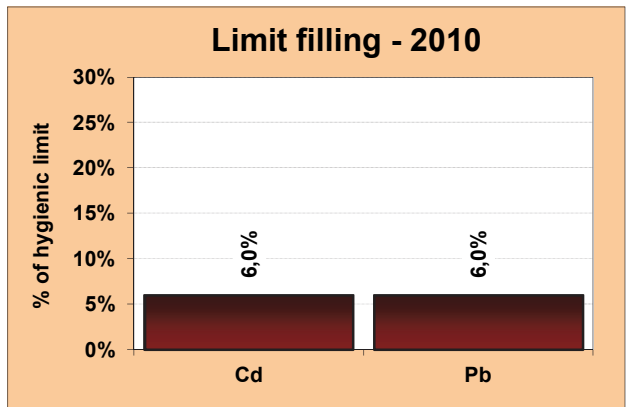
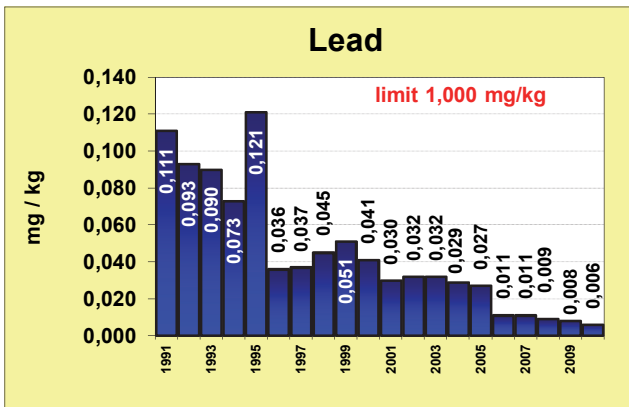
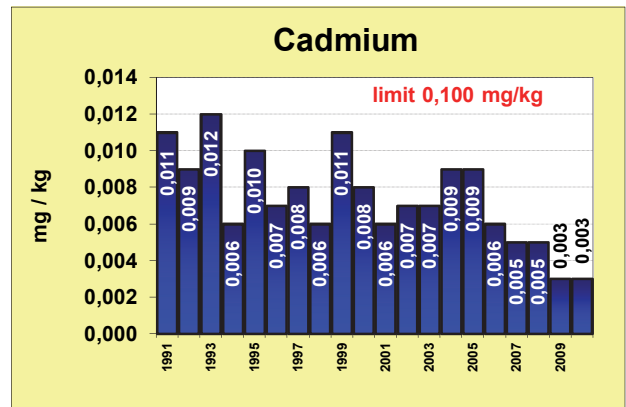
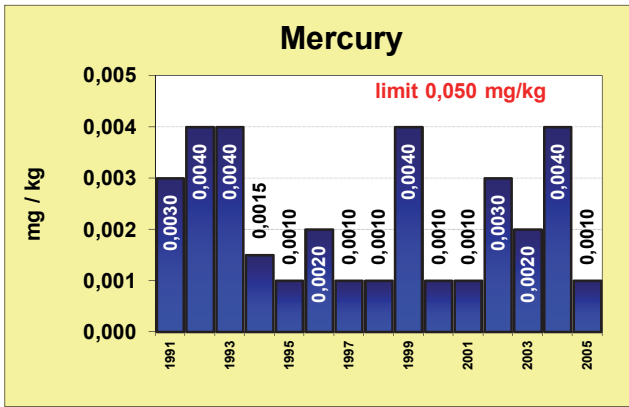
**Canned meat - monitoring (mg/kg of fat)**

**mg/kg**

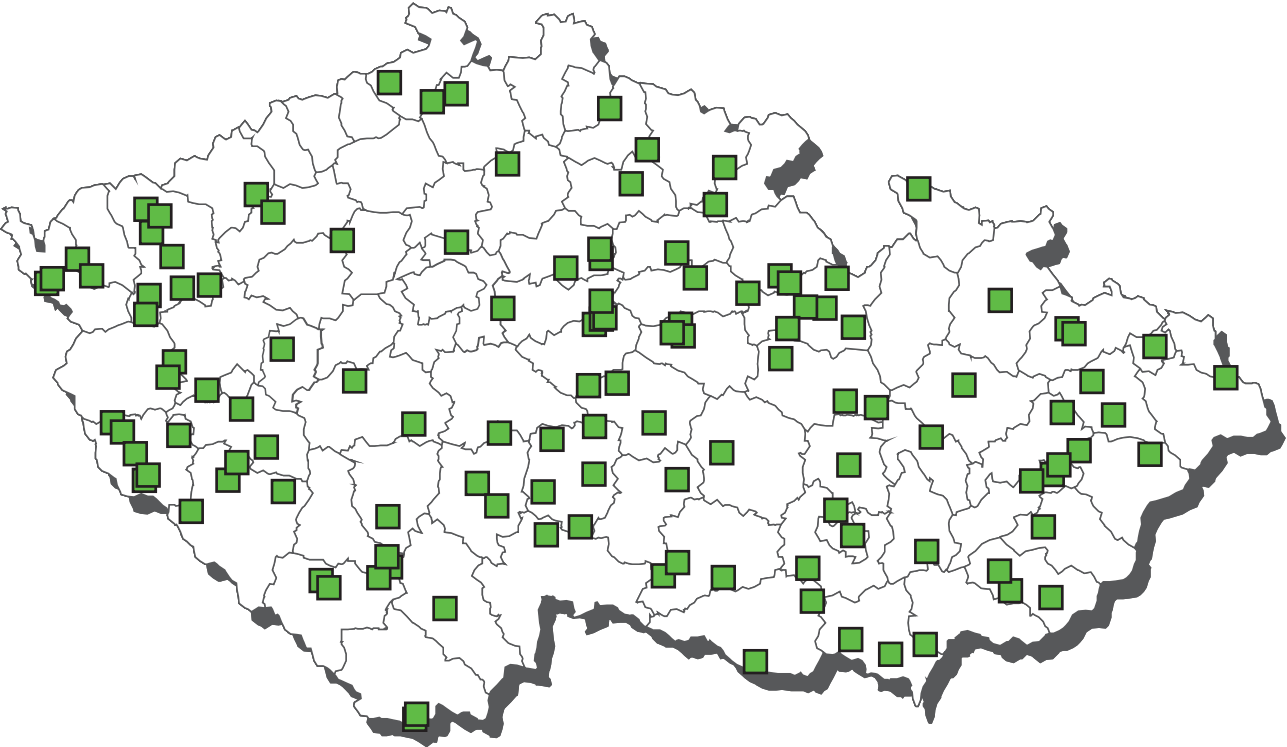
Analyte	n	posit.	%pos.	n+	%+	median	average	10% quantil	90% quantil	maximum
B3a alfa-HCH	16	0	0,0	0	0,0	n.d.	*****	n.d.	n.d.	n.d.
B3a beta-HCH	16	0	0,0	0	0,0	n.d.	*****	n.d.	n.d.	n.d.
B3a DDT sum	16	2	12,5	0	0,0	n.d.	0,003	n.d.	0,011	0,015
B3a dieldrin	16	0	0,0	0	0,0	n.d.	*****	n.d.	n.d.	n.d.
B3a endosulfan	16	0	0,0	0	0,0	n.d.	*****	n.d.	n.d.	n.d.
B3a endrin	16	0	0,0	0	0,0	n.d.	*****	n.d.	n.d.	n.d.
B3a lindane	16	1	6,3	0	0,0	n.d.	0,001	n.d.	n.d.	0,005
B3a heptachlor	16	0	0,0	0	0,0	n.d.	*****	n.d.	n.d.	n.d.
B3a HCB	16	0	0,0	0	0,0	n.d.	*****	n.d.	n.d.	n.d.
B3a chlordan	16	0	0,0	0	0,0	n.d.	*****	n.d.	n.d.	n.d.
B3a PCB sum	16	0	0,0	0	0,0	n.d.	*****	n.d.	n.d.	n.d.
B3c tin	16	3	18,8	0	0,0	n.d.	1,228	n.d.	10,000	10,000
B3c cadmium	16	4	25,0	0	0,0	n.d.	0,003	n.d.	0,008	0,008
B3c lead	16	2	12,5	0	0,0	n.d.	0,006	n.d.	0,013	0,020

Analyte	hygienic limit (HL)	under 50%	50-75%	75-100%	100-150%	150-200%	over 200%
B3a alfa-HCH	0,20000 mg/kg of fat	16	0	0	0	0	0
B3a beta-HCH	0,10000 mg/kg of fat	16	0	0	0	0	0
B3a DDT sum	1,00000 mg/kg of fat	16	0	0	0	0	0
B3a endosulfan	0,10000 mg/kg of fat	16	0	0	0	0	0
B3a dieldrin	0,20000 mg/kg of fat	16	0	0	0	0	0
B3a endrin	0,05000 mg/kg of fat	16	0	0	0	0	0
B3a lindane	0,70000 mg/kg of fat	16	0	0	0	0	0
B3a heptachlor	0,20000 mg/kg of fat	16	0	0	0	0	0
B3a HCB	0,20000 mg/kg of fat	16	0	0	0	0	0
B3a chlordan	0,05000 mg/kg of fat	16	0	0	0	0	0
B3a PCB sum	0,20000 mg/kg of fat	16	0	0	0	0	0
B3c tin	200,00000 mg/kg	16	0	0	0	0	0
B3c cadmium	0,05000 mg/kg	16	0	0	0	0	0
B3c lead	0,10000 mg/kg	16	0	0	0	0	0

## The average content of contaminants in canned meat



# Residues monitoring 2010 - sampling of honey



## Honey - monitoring (µg/kg)

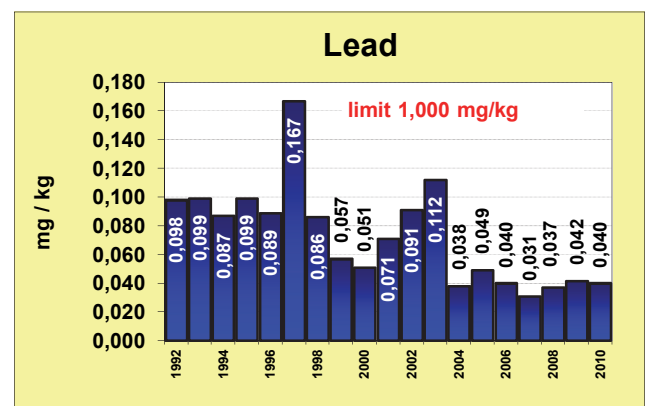
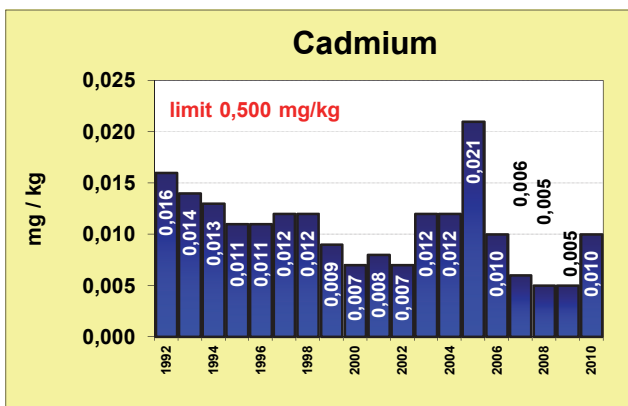
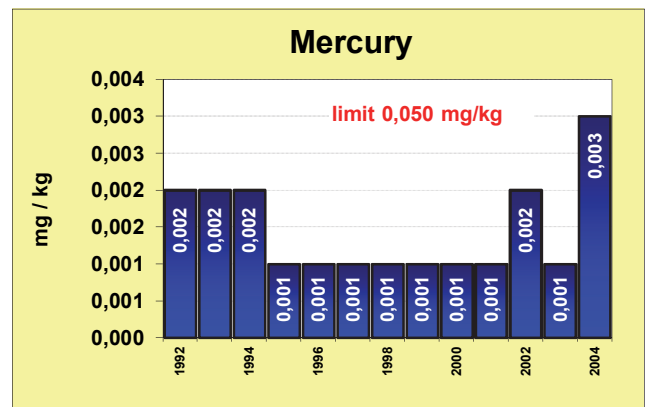
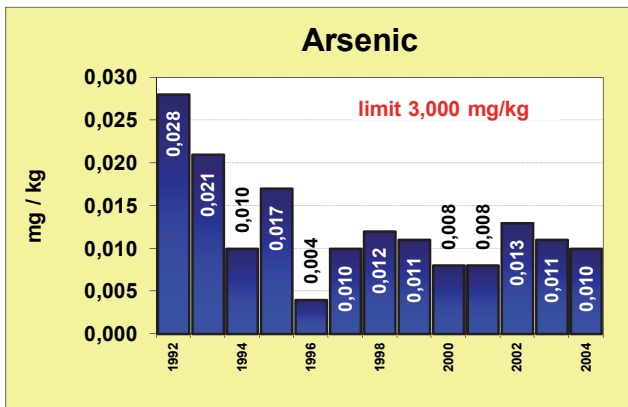
Bq/kg mg/kg

Analyte	n	posit.	%pos.	n+	%+	median	average	10% quantil	90% quantil	maximum
A6 nitrofurantoin - AHD	5	0	0,0	0	0,0	n.d.	*****	-	-	n.d.
A6 furaltadons - AMOZ	5	0	0,0	0	0,0	n.d.	*****	-	-	n.d.
A6 furazolidone - AOZ	5	0	0,0	0	0,0	n.d.	*****	-	-	n.d.
A6 chloramphenicol	5	0	0,0	0	0,0	n.d.	*****	-	-	n.d.
A6 nitrofurazone - SEM	5	0	0,0	0	0,0	n.d.	*****	-	-	n.d.
B1 betalactam atb	50	0	0,0	0	0,0	n.d.	*****	n.d.	n.d.	n.d.
B1 macrolides	50	0	0,0	0	0,0	n.d.	*****	n.d.	n.d.	n.d.
B1 streptomycine	50	0	0,0	0	0,0	n.d.	*****	n.d.	n.d.	n.d.
B1 sulphonamides	50	0	0,0	0	0,0	n.d.	*****	n.d.	n.d.	n.d.
B1 tetracyclines	50	0	0,0	0	0,0	n.d.	*****	n.d.	n.d.	n.d.
B2c lambda-cyhalothrin	21	0	0,0	0	0,0	n.d.	*****	n.d.	n.d.	n.d.
B2c cypermethrin	21	0	0,0	0	0,0	n.d.	*****	n.d.	n.d.	n.d.
B2c deltamethrin	21	0	0,0	0	0,0	n.d.	*****	n.d.	n.d.	n.d.
B2c tau-fluvalinat	19	0	0,0	0	0,0	n.d.	*****	n.d.	n.d.	n.d.
B2c permethrin	21	0	0,0	0	0,0	n.d.	*****	n.d.	n.d.	n.d.
B2f amitraz	15	0	0,0	0	0,0	n.d.	*****	n.d.	n.d.	n.d.
B3a alfa-HCH	20	0	0,0	0	0,0	n.d.	*****	n.d.	n.d.	n.d.
B3a beta-HCH	20	0	0,0	0	0,0	n.d.	*****	n.d.	n.d.	n.d.
B3a DDT sum	20	0	0,0	0	0,0	n.d.	*****	n.d.	n.d.	n.d.
B3a dieldrin	20	0	0,0	0	0,0	n.d.	*****	n.d.	n.d.	n.d.
B3a endosulfan	20	0	0,0	0	0,0	n.d.	*****	n.d.	n.d.	n.d.
B3a endrin	20	0	0,0	0	0,0	n.d.	*****	n.d.	n.d.	n.d.
B3a lindane	20	0	0,0	0	0,0	n.d.	*****	n.d.	n.d.	n.d.
B3a heptachlor	20	0	0,0	0	0,0	n.d.	*****	n.d.	n.d.	n.d.
B3a HCB	20	0	0,0	0	0,0	n.d.	*****	n.d.	n.d.	n.d.
B3a chlordan	20	0	0,0	0	0,0	n.d.	*****	n.d.	n.d.	n.d.
B3a PCB sum	20	0	0,0	0	0,0	n.d.	*****	n.d.	n.d.	n.d.
B3b diazinon	20	0	0,0	0	0,0	n.d.	*****	n.d.	n.d.	n.d.
B3b phorate	20	0	0,0	0	0,0	n.d.	*****	n.d.	n.d.	n.d.
B3b pirimiphos-methyl	20	0	0,0	0	0,0	n.d.	*****	n.d.	n.d.	n.d.
B3c cadmium	20	13	65,0	0	0,0	0,008	0,010	n.d.	0,036	0,042
B3c lead	20	11	55,0	0	0,0	0,050	0,040	n.d.	0,115	0,158
B3f 134 Cs	5	0	0,0	0	0,0	n.d.	*****	-	-	n.d.
B3f 137 Cs	5	4	80,0	0	0,0	0,210	0,880	-	-	2,450

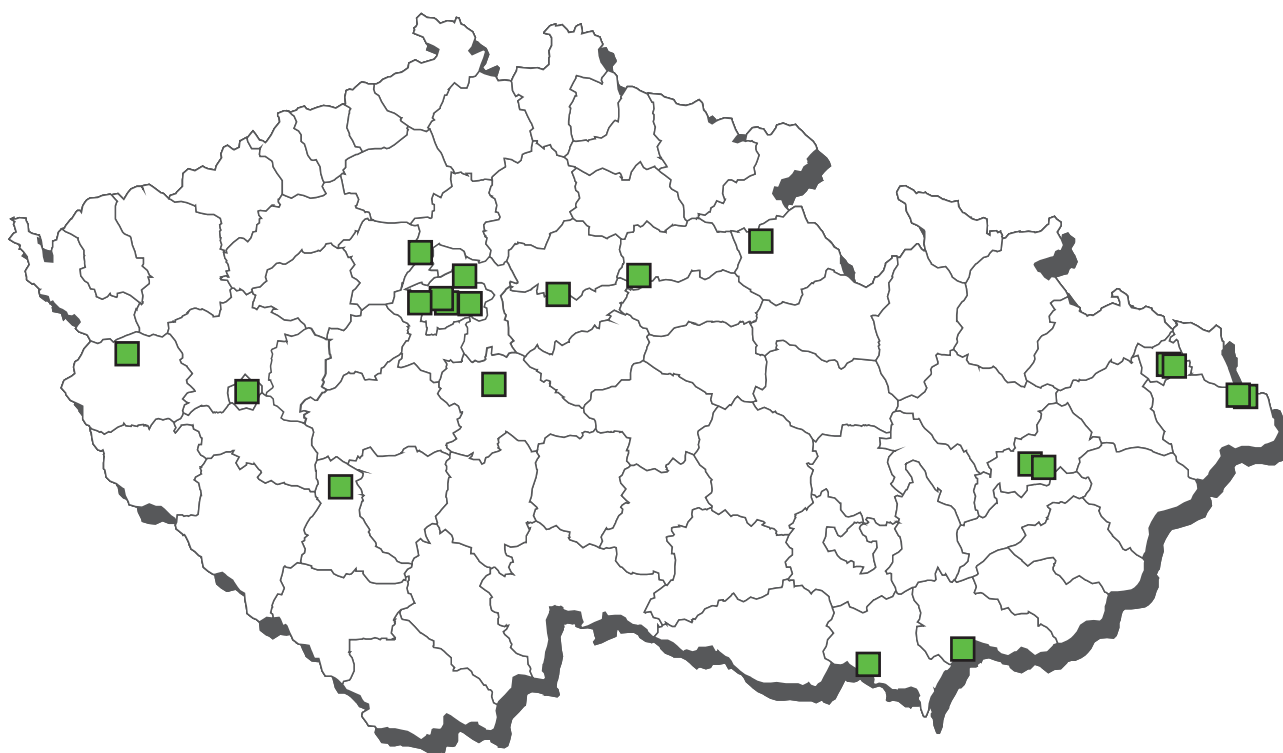
Analyte	hygienic limit (HL)	under 50%	50-75%	75-100%	100-150%	150-200%	over 200%
B2f amitraz	200,00000 ug/kg	15	0	0	0	0	0
B3a PCB sum	2,00000 mg/kg	20	0	0	0	0	0
B3c cadmium	0,50000 mg/kg	20	0	0	0	0	0
B3c lead	0,25000 mg/kg	19	1	0	0	0	0
B3f 134 Cs	600,00000 Bq/kg	5	0	0	0	0	0
B3f 137 Cs	600,00000 Bq/kg	5	0	0	0	0	0



## The average content of contaminants in honey



## Residues monitoring 2010 - sampling of seafood and fish products



## Seafood and freshwater fish products - overlimits findings 2010



 sum of synthetic colours (E110 and E124)

Marine fish, seafood and fish products - monitoring (mg/kg)

mg/kg of fat

Bq/kg

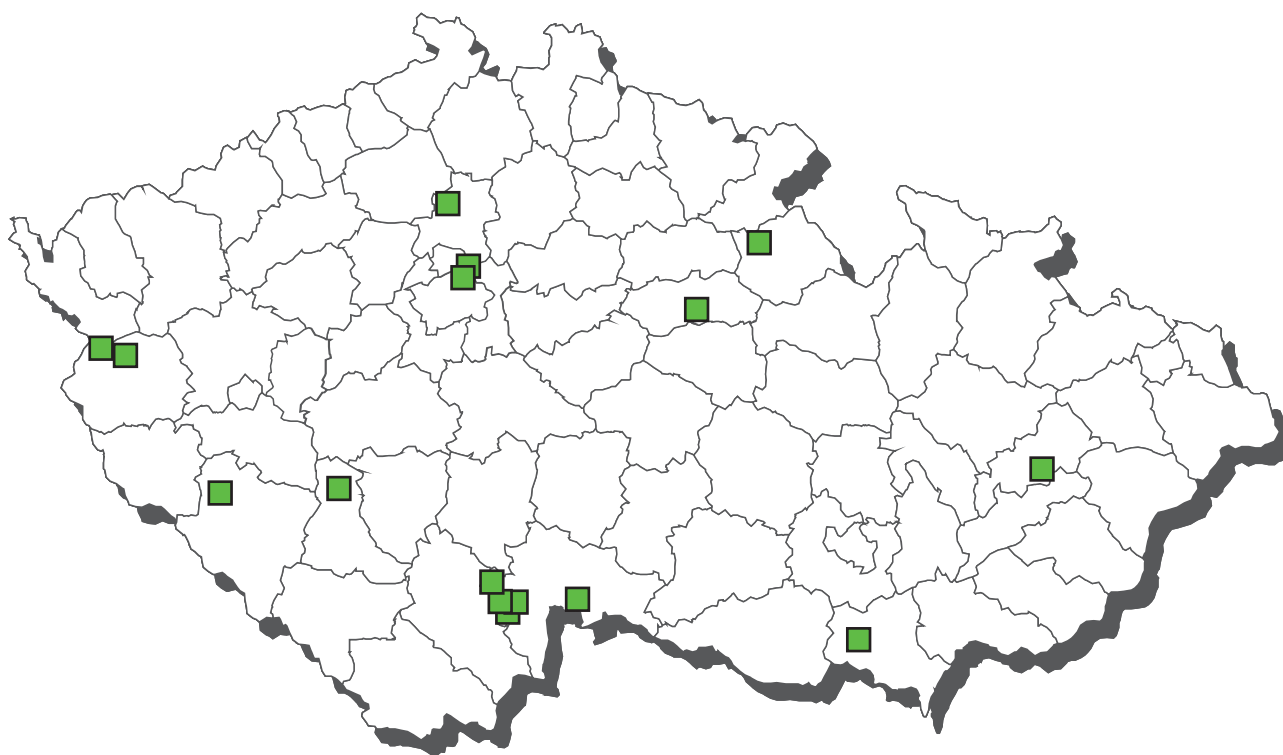
Analyte	n	posit.	%pos.	n+	%+	median	average	10% quantil	90% quantil	maximum
B3a alfa-, beta-HCH (sum)	16	0	0,0	0	0,0	n.d.	*****	n.d.	n.d.	n.d.
B3a DDT sum	16	10	62,5	0	0,0	0,000	0,005	n.d.	0,023	0,035
B3a dieldrin	16	1	6,3	0	0,0	n.d.	0,000	n.d.	n.d.	0,004
B3a endosulfan	16	1	6,3	0	0,0	n.d.	0,001	n.d.	n.d.	0,004
B3a endrin	16	0	0,0	0	0,0	n.d.	*****	n.d.	n.d.	n.d.
B3a lindane	16	1	6,3	0	0,0	n.d.	0,000	n.d.	n.d.	0,002
B3a heptachlor	16	0	0,0	0	0,0	n.d.	*****	n.d.	n.d.	n.d.
B3a HCB	16	3	18,8	0	0,0	n.d.	0,000	n.d.	0,002	0,002
B3a chlordan	16	0	0,0	0	0,0	n.d.	*****	n.d.	n.d.	n.d.
B3a PCB sum	16	4	25,0	0	0,0	n.d.	0,004	n.d.	0,015	0,031
B3a toxaphene (cong.P26, P50, P62)	16	0	0,0	0	0,0	n.d.	*****	n.d.	n.d.	n.d.
B3c tin	10	4	40,0	0	0,0	n.d.	0,008	n.d.	0,028	0,030
B3c cadmium	14	9	64,3	0	0,0	0,005	0,010	n.d.	0,039	0,047
B3c methylmercury	10	10	100,0	0	0,0	0,027	0,026	0,005	0,057	0,059
B3c lead	14	1	7,1	0	0,0	n.d.	0,006	n.d.	n.d.	0,019
B3c mercury	24	24	100,0	0	0,0	0,038	0,040	0,011	0,075	0,080
B3c selenium	10	10	100,0	0	0,0	0,261	0,259	0,113	0,567	0,592
B3e sum of synthetic colours	11	0	0,0	1	9,0	n.d.	*****	-	-	584,700
B3f 134 Cs	1	0	0,0	0	0,0	n.d.	-	-	-	-
B3f 137 Cs	1	0	0,0	0	0,0	n.d.	-	-	-	-
B3f histamin	13	1	7,7	0	0,0	n.d.	3,319	n.d.	n.d.	10,300

Analyte	hygienic limit (HL)	under 50%	50-75%	75-100%	100-150%	150-200%	over 200%
B3a DDT sum	0,50000 mg/kg	16	0	0	0	0	0
B3a alfa-, beta-HCH (sum)	0,02000 mg/kg	16	0	0	0	0	0
B3a lindane	0,05000 mg/kg	16	0	0	0	0	0
B3a HCB	0,05000 mg/kg	16	0	0	0	0	0
B3a PCB sum	2,00000 mg/kg of fat	16	0	0	0	0	0
B3a toxaphene (cong.P26, P50, P62)	0,10000 mg/kg	16	0	0	0	0	0
B3c tin	10,00000 mg/kg	10	0	0	0	0	0
B3c cadmium	0,05000 mg/kg	12	1	1	0	0	0
B3c methylmercury	0,40000 mg/kg	10	0	0	0	0	0
B3c lead	0,30000 mg/kg	14	0	0	0	0	0
B3c mercury	0,50000 mg/kg	24	0	0	0	0	0
B3f 134 Cs	600,00000 Bq/kg	1	0	0	0	0	0
B3f 137 Cs	600,00000 Bq/kg	1	0	0	0	0	0
B3f histamin	100,00000 mg/kg	13	0	0	0	0	0

Marine fish, seafood and fish products - monitoring - list of non-compliant results

Sampling	cadastral district	district	value
<b>sum of synthetic colours</b>			
<b>E110</b>			
11.5.2010	Trinec	Frydek-Mistek	395,1 mg/kg
<b>E124</b>			
11.5.2009	Trinec	Frydek-Mistek	189,6 mg/kg

# Residues monitoring 2010 - sampling of freshwater fish products



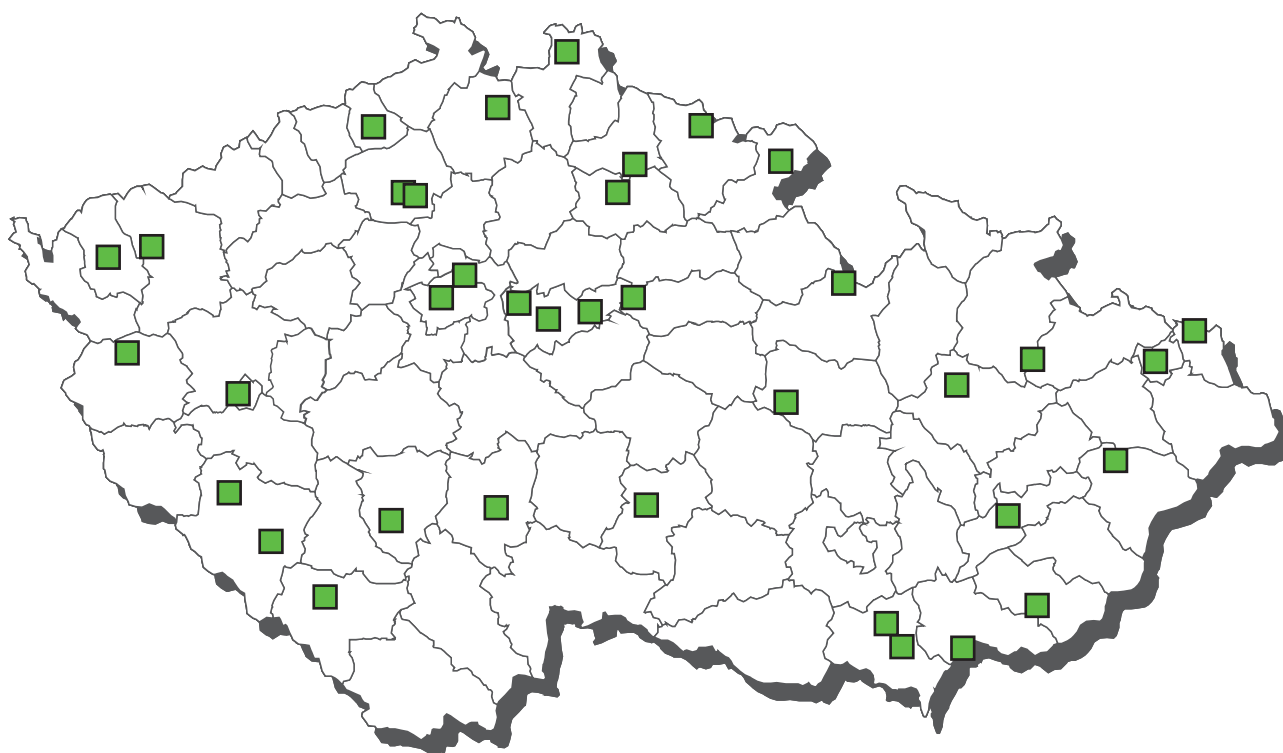
Freshwater fish products - monitoring (mg/kg)

mg/kg of fat

Analyte	n	posit.	%pos.	n+	%+	median	average	10% quantil	90% quantil	maximum
B3a alfa-, beta-HCH (sum)	10	0	0,0	0	0,0	n.d.	*****	n.d.	n.d.	n.d.
B3a DDT sum	10	9	90,0	0	0,0	0,001	0,002	0,000	0,006	0,007
B3a dieldrin	10	0	0,0	0	0,0	n.d.	*****	n.d.	n.d.	n.d.
B3a endosulfan	10	0	0,0	0	0,0	n.d.	*****	n.d.	n.d.	n.d.
B3a endrin	10	0	0,0	0	0,0	n.d.	*****	n.d.	n.d.	n.d.
B3a lindane	10	0	0,0	0	0,0	n.d.	*****	n.d.	n.d.	n.d.
B3a heptachlor	10	0	0,0	0	0,0	n.d.	*****	n.d.	n.d.	n.d.
B3a HCB	10	0	0,0	0	0,0	n.d.	*****	n.d.	n.d.	n.d.
B3a chlordan	10	0	0,0	0	0,0	n.d.	*****	n.d.	n.d.	n.d.
B3a PCB sum	10	4	40,0	0	0,0	n.d.	0,011	n.d.	0,086	0,095
B3a toxaphene (cong.P26, P50, P62)	10	0	0,0	0	0,0	n.d.	*****	n.d.	n.d.	n.d.
B3c tin	3	3	100,0	0	0,0	0,012	0,011	-	-	0,015
B3c cadmium	10	0	0,0	0	0,0	n.d.	*****	n.d.	n.d.	n.d.
B3c methylmercury	3	1	33,3	0	0,0	n.d.	0,012	-	-	0,035
B3c lead	10	1	10,0	0	0,0	n.d.	0,007	n.d.	0,023	0,024
B3c mercury	13	13	100,0	0	0,0	0,021	0,028	0,004	0,080	0,083
B3c selenium	3	3	100,0	0	0,0	0,315	0,265	-	-	0,351
B3e sum of synthetic colours	6	0	0,0	0	0,0	n.d.	*****	-	-	n.d.
B3f histamin	9	0	0,0	0	0,0	n.d.	*****	n.d.	n.d.	n.d.

Analyte	hygienic limit (HL)	under 50%	50-75%	75-100%	100-150%	150-200%	over 200%
B3a DDT sum	0,50000 mg/kg	10	0	0	0	0	0
B3a alfa-, beta-HCH (sum)	0,02000 mg/kg	10	0	0	0	0	0
B3a lindane	0,05000 mg/kg	10	0	0	0	0	0
B3a HCB	0,05000 mg/kg	10	0	0	0	0	0
B3a PCB sum	2,00000 mg/kg of fat	10	0	0	0	0	0
B3a toxaphene (cong.P26, P50, P62)	0,10000 mg/kg	10	0	0	0	0	0
B3c tin	10,00000 mg/kg	3	0	0	0	0	0
B3c cadmium	0,05000 mg/kg	10	0	0	0	0	0
B3c methylmercury	0,40000 mg/kg	3	0	0	0	0	0
B3c lead	0,30000 mg/kg	10	0	0	0	0	0
B3c mercury	0,50000 mg/kg	13	0	0	0	0	0
B3f histamin	100,00000 mg/kg	9	0	0	0	0	0

# Residues monitoring 2010 - sampling of food – polycyclic aromatic hydrocarbons (PAH)



**Examination for polycyclic aromatic hydrocarbons (PAH) according to Commission Regulation (EC) No 1881/2006**

**6.1.1. Oils and fats (value in µg/kg)**

Analyte	n	posit.	%pos.	n+	%+	median	average	10% quantil	90% quantil	maximum
B3f 5-methylChrysen	5	0	0,0	0	0,0	n.d.	*****	-	-	n.d.
B3f Benzo(a)anthracen	6	0	0,0	0	0,0	n.d.	*****	-	-	n.d.
B3f Benzo(a)pyren	6	0	0,0	0	0,0	n.d.	*****	-	-	n.d.
B3f Benzo(b)fluoranthen	6	1	16,7	0	0,0	n.d.	0,072	-	-	0,180
B3f Benzo(c)fluoren	5	0	0,0	0	0,0	n.d.	*****	-	-	n.d.
B3f Benzo(g,h,i)perylene	5	0	0,0	0	0,0	n.d.	*****	-	-	n.d.
B3f Benzo(j)fluoranthen	5	0	0,0	0	0,0	n.d.	*****	-	-	n.d.
B3f Benzo(k)fluoranthen	5	1	20,0	0	0,0	n.d.	0,014	-	-	0,030
B3f Cyklopenta(c,d)pyren	5	0	0,0	0	0,0	n.d.	*****	-	-	n.d.
B3f Dibenzo(a,e)pyren	5	0	0,0	0	0,0	n.d.	*****	-	-	n.d.
B3f Dibenzo(a,h)anthracen	5	0	0,0	0	0,0	n.d.	*****	-	-	n.d.
B3f Dibenzo(a,h)pyren	5	0	0,0	0	0,0	n.d.	*****	-	-	n.d.
B3f Dibenzo(a,i)pyren	5	0	0,0	0	0,0	n.d.	*****	-	-	n.d.
B3f Dibenzo(a,l)pyren	5	0	0,0	0	0,0	n.d.	*****	-	-	n.d.
B3f Chrysen	6	3	50,0	0	0,0	0,065	0,086	-	-	0,250
B3f Indeno(1,2,3-c,d)pyren	5	0	0,0	0	0,0	n.d.	*****	-	-	n.d.

Analyte	hygienic limit (HL)	under 50%	50-75%	75-100%	100-150%	150-200%	over 200%
B3f Benzo(a)pyren	2,00000 ug/kg	6	0	0	0	0	0

**6.1.2. Smoked meats and smoked meat products (value in µg/kg)**

Analyte	n	posit.	%pos.	n+	%+	median	average	10% quantil	90% quantil	maximum
B3f 5-methylChrysen	14	0	0,0	0	0,0	n.d.	*****	n.d.	n.d.	n.d.
B3f Benzo(a)anthracen	31	7	22,6	0	0,0	n.d.	0,971	n.d.	6,534	9,390
B3f Benzo(a)pyren	31	21	67,7	0	0,0	0,126	0,506	n.d.	2,254	5,610
B3f Benzo(b)fluoranthen	31	17	54,8	0	0,0	0,130	0,676	n.d.	2,288	9,540
B3f Benzo(c)fluoren	14	1	7,1	0	0,0	n.d.	0,517	n.d.	n.d.	5,940
B3f Benzo(g,h,i)perylene	14	5	35,7	0	0,0	n.d.	0,317	n.d.	1,740	3,100
B3f Benzo(j)fluoranthen	14	1	7,1	0	0,0	n.d.	0,344	n.d.	n.d.	3,510
B3f Benzo(k)fluoranthen	14	10	71,4	0	0,0	0,060	0,524	n.d.	3,375	5,870
B3f Cyklopenta(c,d)pyren	14	1	7,1	0	0,0	n.d.	0,146	n.d.	n.d.	0,750
B3f Dibenzo(a,e)pyren	14	1	7,1	0	0,0	n.d.	0,127	n.d.	n.d.	0,480
B3f Dibenzo(a,h)anthracen	14	3	21,4	0	0,0	n.d.	0,174	n.d.	0,815	0,970
B3f Dibenzo(a,h)pyren	14	1	7,1	0	0,0	n.d.	0,074	n.d.	n.d.	0,710
B3f Dibenzo(a,i)pyren	14	1	7,1	0	0,0	n.d.	0,104	n.d.	n.d.	0,810
B3f Dibenzo(a,l)pyren	14	0	0,0	0	0,0	n.d.	*****	n.d.	n.d.	n.d.
B3f Chrysen	31	23	74,2	0	0,0	0,280	1,087	n.d.	5,644	10,680
B3f Indeno(1,2,3-c,d)pyren	14	3	21,4	0	0,0	n.d.	0,567	n.d.	2,975	5,410

Analyte	hygienic limit (HL)	under 50%	50-75%	75-100%	100-150%	150-200%	over 200%
B3f Benzo(a)pyren	5,00000 ug/kg	28	2	0	1*	0	0

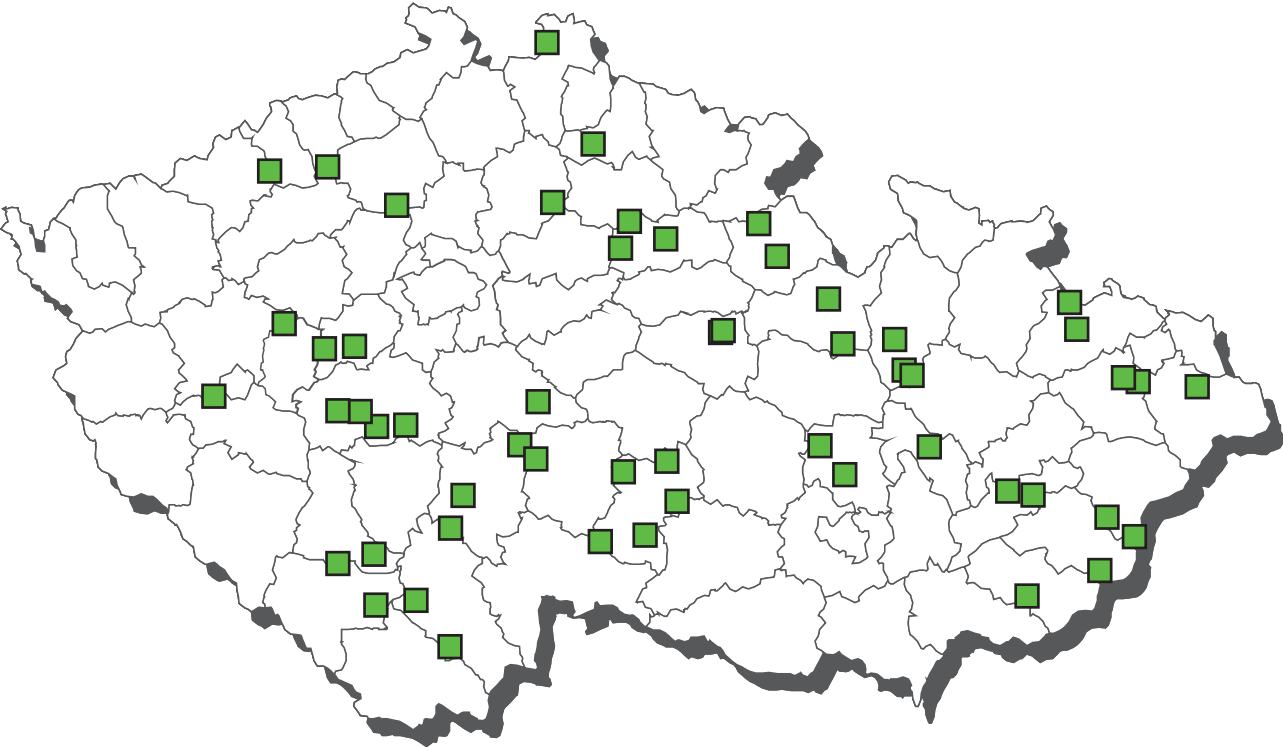
\* compliant (within expanded uncertainty of measurement)

**6.1.3. Meat of smoked fish and smoked fishery products (value in µg/kg)**

Analyte	n	posit.	%pos.	n+	%+	median	average	10% quantil	90% quantil	maximum
B3f 5-methylChrysen	2	0	0,0	0	0,0	n.d.	*****	-	-	n.d.
B3f Benzo(a)anthracen	3	0	0,0	0	0,0	n.d.	*****	-	-	n.d.
B3f Benzo(a)pyren	3	1	33,3	0	0,0	n.d.	0,048	-	-	0,090
B3f Benzo(b)fluoranthen	3	1	33,3	0	0,0	n.d.	0,063	-	-	0,100
B3f Benzo(c)fluoren	2	0	0,0	0	0,0	n.d.	*****	-	-	n.d.
B3f Benzo(g,h,i)perylene	2	1	50,0	0	0,0	0,275	0,250	-	-	0,450
B3f Benzo(j)fluoranthen	2	0	0,0	0	0,0	n.d.	*****	-	-	n.d.
B3f Benzo(k)fluoranthen	2	1	50,0	0	0,0	0,025	0,020	-	-	0,030
B3f Cyklopenta(c,d)pyren	2	0	0,0	0	0,0	n.d.	*****	-	-	n.d.
B3f Dibenzo(a,e)pyren	2	0	0,0	0	0,0	n.d.	*****	-	-	n.d.
B3f Dibenzo(a,h)anthracen	2	0	0,0	0	0,0	n.d.	*****	-	-	n.d.
B3f Dibenzo(a,h)pyren	2	0	0,0	0	0,0	n.d.	*****	-	-	n.d.
B3f Dibenzo(a,i)pyren	2	0	0,0	0	0,0	n.d.	*****	-	-	n.d.
B3f Dibenzo(a,l)pyren	2	0	0,0	0	0,0	n.d.	*****	-	-	n.d.
B3f Chrysen	3	1	33,3	0	0,0	n.d.	0,057	-	-	0,120
B3f Indeno(1,2,3-c,d)pyren	2	0	0,0	0	0,0	n.d.	*****	-	-	n.d.

Analyte	hygienic limit (HL)	under 50%	50-75%	75-100%	100-150%	150-200%	over 200%
B3f Benzo(a)pyren	5,00000 ug/kg	3	0	0	0	0	0

# Residues monitoring 2010 - sampling of calves





## Calves - muscle - monitoring (µg/kg)

mg/kg

mg/kg of fat

Analyte	n	posit.	%pos.	n+	%+	median	average	10% quantil	90% quantil	maximum
A6 nitrofurantoin - AHD	2	0	0,0	0	0,0	n.d.	*****	-	-	n.d.
A6 furaltadons - AMOZ	2	0	0,0	0	0,0	n.d.	*****	-	-	n.d.
A6 furazolidone - AOZ	2	0	0,0	0	0,0	n.d.	*****	-	-	n.d.
A6 dapsone	1	0	0,0	0	0,0	n.d.	-	-	-	-
A6 dimetridazole	2	0	0,0	0	0,0	n.d.	*****	-	-	n.d.
A6 HMMNI	2	0	0,0	0	0,0	n.d.	*****	-	-	n.d.
A6 chloramphenicol	8	0	0,0	0	0,0	n.d.	*****	-	-	n.d.
A6 metronidazole a MNZOH	2	0	0,0	0	0,0	n.d.	*****	-	-	n.d.
A6 MNZOH	2	0	0,0	0	0,0	n.d.	*****	-	-	n.d.
A6 ronidazole	2	0	0,0	0	0,0	n.d.	*****	-	-	n.d.
A6 nitrofurazone - SEM	2	0	0,0	0	0,0	n.d.	*****	-	-	n.d.
B1 betalactam atb	8	0	0,0	0	0,0	n.d.	*****	-	-	n.d.
B1 danofloxacin	8	1	12,5	0	0,0	n.d.	20,625	-	-	50,000
B1 enrofloxacin	8	0	0,0	0	0,0	n.d.	*****	-	-	n.d.
B1 flumequine	8	0	0,0	0	0,0	n.d.	*****	-	-	n.d.
B1 gentamicine, neomycin	8	0	0,0	0	0,0	n.d.	*****	-	-	n.d.
B1 Oxolinic acid	8	0	0,0	0	0,0	n.d.	*****	-	-	n.d.
B1 macrolides	8	0	0,0	0	0,0	n.d.	*****	-	-	n.d.
B1 streptomycines	8	0	0,0	0	0,0	n.d.	*****	-	-	n.d.
B1 sulfadiazine	8	0	0,0	0	0,0	n.d.	*****	-	-	n.d.
B1 sulfadimethoxine	8	0	0,0	0	0,0	n.d.	*****	-	-	n.d.
B1 sulfadimidine	8	0	0,0	0	0,0	n.d.	*****	-	-	n.d.
B1 sulfadoxine	8	0	0,0	0	0,0	n.d.	*****	-	-	n.d.
B1 sulfachlorpyridazine	8	0	0,0	0	0,0	n.d.	*****	-	-	n.d.
B1 sulfamerazine	8	0	0,0	0	0,0	n.d.	*****	-	-	n.d.
B1 sulfamethoxazole	8	0	0,0	0	0,0	n.d.	*****	-	-	n.d.
B1 sulfamethoxydiazine	8	0	0,0	0	0,0	n.d.	*****	-	-	n.d.
B1 sulfaquinoxaline	8	0	0,0	0	0,0	n.d.	*****	-	-	n.d.
B1 sulfathiazole	8	0	0,0	0	0,0	n.d.	*****	-	-	n.d.
B1 tetracyclines	8	0	0,0	0	0,0	n.d.	*****	-	-	n.d.
B2a oxfendazole (incl. metabolites)	2	0	0,0	0	0,0	n.d.	*****	-	-	n.d.
B2c aldicarb	9	0	0,0	0	0,0	n.d.	*****	n.d.	n.d.	n.d.
B2c carbofuran	9	0	0,0	0	0,0	n.d.	*****	n.d.	n.d.	n.d.
B2c lambda-cyhalothrin	9	0	0,0	0	0,0	n.d.	*****	n.d.	n.d.	n.d.
B2c cypermethrin	9	0	0,0	0	0,0	n.d.	*****	n.d.	n.d.	n.d.
B2c deltamethrin	9	0	0,0	0	0,0	n.d.	*****	n.d.	n.d.	n.d.
B2c methiocarb	9	0	0,0	0	0,0	n.d.	*****	n.d.	n.d.	n.d.
B2c methomyl	9	0	0,0	0	0,0	n.d.	*****	n.d.	n.d.	n.d.
B2c permethrin	9	0	0,0	0	0,0	n.d.	*****	n.d.	n.d.	n.d.
B2c propoxur	9	0	0,0	0	0,0	n.d.	*****	n.d.	n.d.	n.d.
B2e carprofen	5	0	0,0	0	0,0	n.d.	*****	-	-	n.d.
B2e diclofenac	5	0	0,0	0	0,0	n.d.	*****	-	-	n.d.
B2e flunixin	5	0	0,0	0	0,0	n.d.	*****	-	-	n.d.
B2e ibuprofen	5	0	0,0	0	0,0	n.d.	*****	-	-	n.d.
B2e mefenamic acid	5	0	0,0	0	0,0	n.d.	*****	-	-	n.d.
B2e meloxicam	5	0	0,0	0	0,0	n.d.	*****	-	-	n.d.
B2e oxyphenbutazone	5	0	0,0	0	0,0	n.d.	*****	-	-	n.d.
B2e phenylbutazone	5	0	0,0	0	0,0	n.d.	*****	-	-	n.d.
B2e tolfenamic acid	5	0	0,0	0	0,0	n.d.	*****	-	-	n.d.
B3a alfa-HCH	4	0	0,0	0	0,0	n.d.	*****	-	-	n.d.
B3a beta-HCH	4	0	0,0	0	0,0	n.d.	*****	-	-	n.d.
B3a DDT sum	4	0	0,0	0	0,0	n.d.	*****	-	-	n.d.
B3a dieldrin	4	0	0,0	0	0,0	n.d.	*****	-	-	n.d.
B3a endosulfan	4	0	0,0	0	0,0	n.d.	*****	-	-	n.d.
B3a endrin	4	0	0,0	0	0,0	n.d.	*****	-	-	n.d.
B3a lindane	4	0	0,0	0	0,0	n.d.	*****	-	-	n.d.
B3a heptachlor	4	0	0,0	0	0,0	n.d.	*****	-	-	n.d.
B3a HCB	4	0	0,0	0	0,0	n.d.	*****	-	-	n.d.
B3a chlordan	4	0	0,0	0	0,0	n.d.	*****	-	-	n.d.
B3a PCB sum	4	1	25,0	0	0,0	n.d.	0,012	-	-	0,042
B3c arsenic	7	2	28,6	0	0,0	n.d.	0,004	-	-	0,010
B3c cadmium	7	0	0,0	0	0,0	n.d.	*****	-	-	n.d.
B3c lead	7	0	0,0	0	0,0	n.d.	*****	-	-	n.d.
B3c mercury	7	4	57,1	0	0,0	0,001	0,001	-	-	0,002

## Calves - muscle - monitoring (continuation)

Analyte	hygienic limit (HL)	under 50%	50-75%	75-100%	100-150%	150-200%	over 200%
B1 danofloxacin	200,00000 ug/kg	8	0	0	0	0	0
B1 enrofloxacin	100,00000 ug/kg	8	0	0	0	0	0
B1 flumequine	200,00000 ug/kg	8	0	0	0	0	0
B1 Oxolinic acid	100,00000 ug/kg	8	0	0	0	0	0
B1 sulfadiazine	100,00000 ug/kg	8	0	0	0	0	0
B1 sulfadimethoxine	100,00000 ug/kg	8	0	0	0	0	0
B1 sulfadimidine	100,00000 ug/kg	8	0	0	0	0	0
B1 sulfadoxine	100,00000 ug/kg	8	0	0	0	0	0
B1 sulfachlorpyridazine	100,00000 ug/kg	8	0	0	0	0	0
B1 sulfamerazine	100,00000 ug/kg	8	0	0	0	0	0
B1 sulfamethoxazole	100,00000 ug/kg	8	0	0	0	0	0
B1 sulfamethoxydiazine	100,00000 ug/kg	8	0	0	0	0	0
B1 sulfaquinoxaline	100,00000 ug/kg	8	0	0	0	0	0
B1 sulfathiazole	100,00000 ug/kg	8	0	0	0	0	0
B2a oxfendazole (incl. metabolites)	50,00000 ug/kg	2	0	0	0	0	0
B2c aldicarb	0,01000 mg/kg	9	0	0	0	0	0
B2c carbofuran	0,10000 mg/kg	9	0	0	0	0	0
B2c lambda-cyhalothrin	0,05000 mg/kg	9	0	0	0	0	0
B2c cypermethrin	0,02000 mg/kg	9	0	0	0	0	0
B2c deltamethrin	0,01000 mg/kg	9	0	0	0	0	0
B2c methiocarb	0,05000 mg/kg	9	0	0	0	0	0
B2c methomyl	0,02000 mg/kg	9	0	0	0	0	0
B2c permethrin	0,05000 mg/kg	9	0	0	0	0	0
B2c propoxur	0,05000 mg/kg	9	0	0	0	0	0
B2e carprofen	500,00000 ug/kg	5	0	0	0	0	0
B2e diclofenac	5,00000 ug/kg	5	0	0	0	0	0
B2e flunixin	20,00000 ug/kg	5	0	0	0	0	0
B2e meloxicam	20,00000 ug/kg	5	0	0	0	0	0
B2e tolfenamic acid	50,00000 ug/kg	5	0	0	0	0	0
B3a alfa-HCH	0,02000 mg/kg	4	0	0	0	0	0
B3a beta-HCH	0,01000 mg/kg	4	0	0	0	0	0
B3a dieldrin	0,02000 mg/kg	4	0	0	0	0	0
B3a DDT sum	0,10000 mg/kg	4	0	0	0	0	0
B3a endosulfan	0,01000 mg/kg	4	0	0	0	0	0
B3a endrin	0,01000 mg/kg	4	0	0	0	0	0
B3a lindane	0,01000 mg/kg	4	0	0	0	0	0
B3a heptachlor	0,02000 mg/kg	4	0	0	0	0	0
B3a HCB	0,02000 mg/kg	4	0	0	0	0	0
B3a chlordan	0,01000 mg/kg	4	0	0	0	0	0
B3a PCB sum	0,20000 mg/kg of fat	4	0	0	0	0	0
B3c arsenic	0,10000 mg/kg	7	0	0	0	0	0
B3c cadmium	0,05000 mg/kg	7	0	0	0	0	0
B3c lead	0,10000 mg/kg	7	0	0	0	0	0
B3c mercury	0,05000 mg/kg	7	0	0	0	0	0

Calves - liver - monitoring (µg/kg)

mg/kg

Analyte	n	posit.	%pos.	n+	%+	median	average	10% quantil	90% quantil	maximum
A5 brombuterol	3	0	0,0	0	0,0	n.d.	*****	-	-	n.d.
A5 cimaterol	3	0	0,0	0	0,0	n.d.	*****	-	-	n.d.
A5 cimbuterol	3	0	0,0	0	0,0	n.d.	*****	-	-	n.d.
A5 clenbuterol	3	0	0,0	0	0,0	n.d.	*****	-	-	n.d.
A5 isoxsuprine	3	0	0,0	0	0,0	n.d.	*****	-	-	n.d.
A5 mabuterol	3	0	0,0	0	0,0	n.d.	*****	-	-	n.d.
A5 mapenterol	3	0	0,0	0	0,0	n.d.	*****	-	-	n.d.
A5 ractopamin	3	0	0,0	0	0,0	n.d.	*****	-	-	n.d.
A5 ritodrin	3	0	0,0	0	0,0	n.d.	*****	-	-	n.d.
A5 salbutamol	3	0	0,0	0	0,0	n.d.	*****	-	-	n.d.
A5 terbutalin	3	0	0,0	0	0,0	n.d.	*****	-	-	n.d.
A5 tulobuterol	3	0	0,0	0	0,0	n.d.	*****	-	-	n.d.
A5 zilpaterol	3	0	0,0	0	0,0	n.d.	*****	-	-	n.d.
B1 betalactam atb	8	0	0,0	0	0,0	n.d.	*****	-	-	n.d.
B1 gentamicine, neomycin	8	0	0,0	0	0,0	n.d.	*****	-	-	n.d.
B1 streptomycines	8	0	0,0	0	0,0	n.d.	*****	-	-	n.d.
B1 tetracyclines	8	0	0,0	0	0,0	n.d.	*****	-	-	n.d.
B2a abamectin	3	0	0,0	0	0,0	n.d.	*****	-	-	n.d.
B2a doramectin	3	0	0,0	0	0,0	n.d.	*****	-	-	n.d.
B2a emamectin	3	0	0,0	0	0,0	n.d.	*****	-	-	n.d.
B2a eprinomectin	3	0	0,0	0	0,0	n.d.	*****	-	-	n.d.
B2a ivermectin	3	0	0,0	0	0,0	n.d.	*****	-	-	n.d.
B2a moxidectin	3	0	0,0	0	0,0	n.d.	*****	-	-	n.d.
B2b decoquinat	3	0	0,0	0	0,0	n.d.	*****	-	-	n.d.
B2b diclazuril	3	0	0,0	0	0,0	n.d.	*****	-	-	n.d.
B2b halofuginone	3	0	0,0	0	0,0	n.d.	*****	-	-	n.d.
B2b lasalocid	3	0	0,0	0	0,0	n.d.	*****	-	-	n.d.
B2b maduramicin	3	0	0,0	0	0,0	n.d.	*****	-	-	n.d.
B2b monensin	3	0	0,0	0	0,0	n.d.	*****	-	-	n.d.
B2b narasin	3	0	0,0	0	0,0	n.d.	*****	-	-	n.d.
B2b nicarbazin	3	0	0,0	0	0,0	n.d.	*****	-	-	n.d.
B2b robenidine	3	0	0,0	0	0,0	n.d.	*****	-	-	n.d.
B2b salinomycin	3	0	0,0	0	0,0	n.d.	*****	-	-	n.d.
B3c cadmium	7	7	100,0	0	0,0	0,020	0,021	-	-	0,036
B3c lead	7	4	57,1	0	0,0	0,020	0,019	-	-	0,037
B3c selenium	7	6	85,7	0	0,0	0,255	0,357	-	-	0,935

Analyte	hygienic limit (HL)	under 50%	50-75%	75-100%	100-150%	150-200%	over 200%
B2a abamectin	20,00000 ug/kg	3	0	0	0	0	0
B2a doramectin	100,00000 ug/kg	3	0	0	0	0	0
B2a eprinomectin	1500,00000 ug/kg	3	0	0	0	0	0
B2a ivermectin	100,00000 ug/kg	3	0	0	0	0	0
B2a moxidectin	100,00000 ug/kg	3	0	0	0	0	0
B2b halofuginone	30,00000 ug/kg	3	0	0	0	0	0
B2b lasalocid	50,00000 ug/kg	3	0	0	0	0	0
B2b maduramicin	2,00000 ug/kg	3	0	0	0	0	0
B2b monensin	30,00000 ug/kg	3	0	0	0	0	0
B2b narasin	50,00000 ug/kg	3	0	0	0	0	0
B2b nicarbazin	100,00000 ug/kg	3	0	0	0	0	0
B2b robenidine	50,00000 ug/kg	3	0	0	0	0	0
B2b salinomycin	5,00000 ug/kg	3	0	0	0	0	0
B3c cadmium	0,50000 mg/kg	7	0	0	0	0	0
B3c lead	0,50000 mg/kg	7	0	0	0	0	0

**Calves - kidney - monitoring (µg/kg)**
**mg/kg**

Analyte	n	posit.	%pos.	n+	%+	median	average	10% quantil	90% quantil	maximum
A6 chlorpromazine	1	0	0,0	0	0,0	n.d.	-	-	-	-
B1 aminoglycosides	8	0	0,0	0	0,0	n.d.	*****	-	-	n.d.
B1 betalactam atb	8	0	0,0	0	0,0	n.d.	*****	-	-	n.d.
B1 tetracyclines	8	0	0,0	0	0,0	n.d.	*****	-	-	n.d.
B2d carazolol	4	0	0,0	0	0,0	n.d.	*****	-	-	n.d.
B2d propionylpromazine	4	0	0,0	0	0,0	n.d.	*****	-	-	n.d.
B3c cadmium	7	7	100,0	0	0,0	0,049	0,058	-	-	0,114
B3c lead	7	2	28,6	0	0,0	n.d.	0,018	-	-	0,054

Analyte	hygienic limit (HL)	under 50%	50-75%	75-100%	100-150%	150-200%	over 200%
B2d carazolol	15,00000 ug/kg	4	0	0	0	0	0
B3c cadmium	1,00000 mg/kg	7	0	0	0	0	0
B3c lead	0,50000 mg/kg	7	0	0	0	0	0

**Calves - urine - monitoring (value in µg/l)**

Analyte	n	posit.	%pos.	n+	%+	median	average	10% quantil	90% quantil	maximum
A1 dienestrol	6	0	0,0	0	0,0	n.d.	*****	-	-	n.d.
A1 diethylstilbestrol	6	0	0,0	0	0,0	n.d.	*****	-	-	n.d.
A1 hexestrol	6	0	0,0	0	0,0	n.d.	*****	-	-	n.d.
A2 methylthiouracil	3	0	0,0	0	0,0	n.d.	*****	-	-	n.d.
A2 propylthiouracil	3	0	0,0	0	0,0	n.d.	*****	-	-	n.d.
A2 tapazole	3	0	0,0	0	0,0	n.d.	*****	-	-	n.d.
A2 thiouracil	3	0	0,0	0	0,0	n.d.	*****	-	-	n.d.
A3 16-beta-hydroxy-stanozolol	1	0	0,0	0	0,0	n.d.	-	-	-	-
A3 17-beta-19-nortestosterone	3	0	0,0	0	0,0	n.d.	*****	-	-	n.d.
A3 boldenon	1	0	0,0	0	0,0	n.d.	-	-	-	-
A3 dexamethasone	2	0	0,0	0	0,0	n.d.	*****	-	-	n.d.
A3 ethinylestradiol	2	0	0,0	0	0,0	n.d.	*****	-	-	n.d.
A3 methylboldenone	1	0	0,0	0	0,0	n.d.	-	-	-	-
A3 methyltestosterone	2	0	0,0	0	0,0	n.d.	*****	-	-	n.d.
A3 stanozolol	1	0	0,0	0	0,0	n.d.	-	-	-	-
A3 trenbolon	3	0	0,0	0	0,0	n.d.	*****	-	-	n.d.
A3 triamcinolone	2	0	0,0	0	0,0	n.d.	*****	-	-	n.d.
A4 zearalanon	5	0	0,0	0	0,0	n.d.	*****	-	-	n.d.
A4 taleranol	5	0	0,0	0	0,0	n.d.	*****	-	-	n.d.
A4 zeranol	5	0	0,0	0	0,0	n.d.	*****	-	-	n.d.
A5 brombuterol	4	0	0,0	0	0,0	n.d.	*****	-	-	n.d.
A5 cimaterol	4	0	0,0	0	0,0	n.d.	*****	-	-	n.d.
A5 cimbuterol	4	0	0,0	0	0,0	n.d.	*****	-	-	n.d.
A5 clenbuterol	4	0	0,0	0	0,0	n.d.	*****	-	-	n.d.
A5 isoxsuprine	4	0	0,0	0	0,0	n.d.	*****	-	-	n.d.
A5 mabuterol	4	0	0,0	0	0,0	n.d.	*****	-	-	n.d.
A5 mapenterol	4	0	0,0	0	0,0	n.d.	*****	-	-	n.d.
A5 ractopamin	4	0	0,0	0	0,0	n.d.	*****	-	-	n.d.
A5 ritodrin	4	0	0,0	0	0,0	n.d.	*****	-	-	n.d.
A5 salbutamol	4	0	0,0	0	0,0	n.d.	*****	-	-	n.d.
A5 terbutalin	4	0	0,0	0	0,0	n.d.	*****	-	-	n.d.
A5 tulobuterol	4	0	0,0	0	0,0	n.d.	*****	-	-	n.d.
A5 zilpaterol	4	0	0,0	0	0,0	n.d.	*****	-	-	n.d.
A6 chloramphenicol	5	0	0,0	0	0,0	n.d.	*****	-	-	n.d.

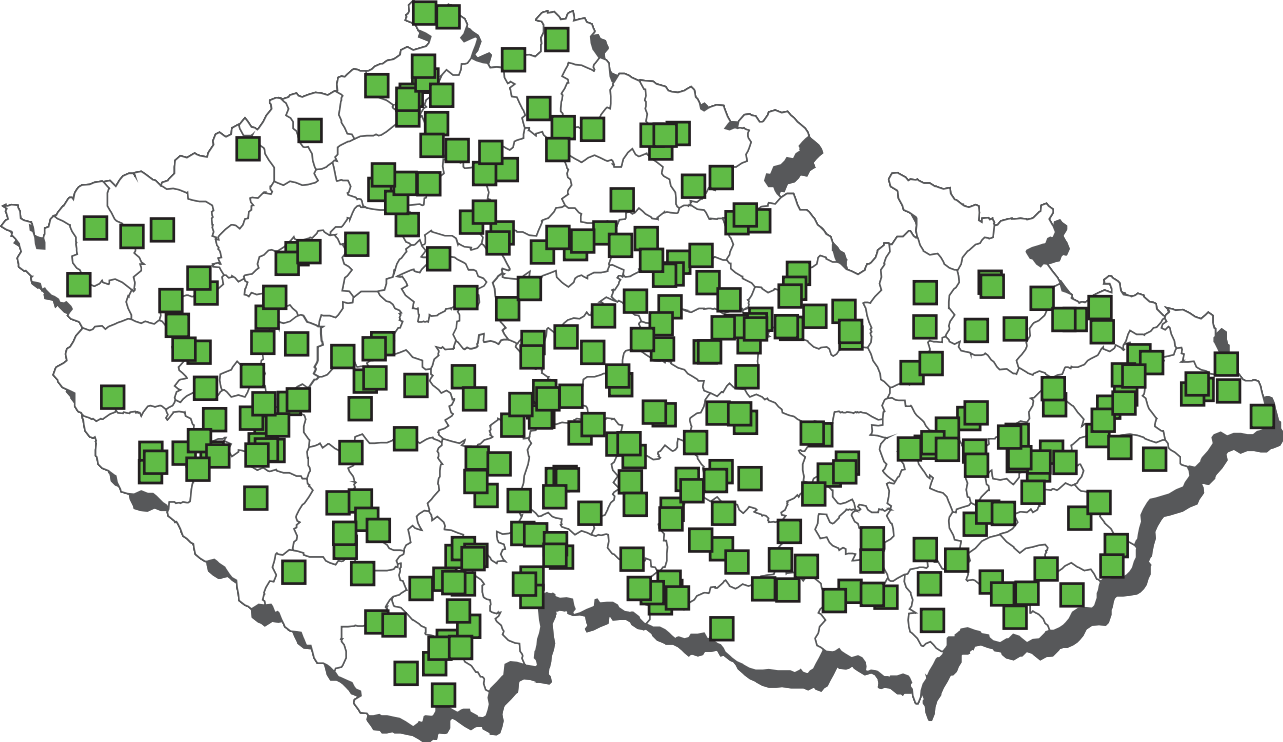
**Calves - kidney fat - monitoring - (value in µg/kg)**

Analyte	n	posit.	%pos.	n+	%+	median	average	10% quantil	90% quantil	maximum
A3 17-alfa-acetoxyprogesterone ac.	2	0	0,0	0	0,0	n.d.	*****	-	-	n.d.
A3 chloromadinone acetate	2	0	0,0	0	0,0	n.d.	*****	-	-	n.d.
A3 medroxyprogesterone ac.	2	0	0,0	0	0,0	n.d.	*****	-	-	n.d.
A3 megestrolacetat	2	0	0,0	0	0,0	n.d.	*****	-	-	n.d.

**Calves - serum - monitoring (value in µg/l)**

Analyte	n	posit.	%pos.	n+	%+	median	average	10% quantil	90% quantil	maximum
A6 dimetridazole	1	0	0,0	0	0,0	n.d.	-	-	-	-
A6 HMMNI	1	0	0,0	0	0,0	n.d.	-	-	-	-
A6 metronidazole a MNZOH	1	0	0,0	0	0,0	n.d.	-	-	-	-
A6 MNZOH	1	0	0,0	0	0,0	n.d.	-	-	-	-
A6 ronidazole	1	0	0,0	0	0,0	n.d.	-	-	-	-

# Residues monitoring 2010 - sampling of young bovine animals under 2 years of age



Young bovine under two years of age - muscle - monitoring  
(value in mg/kg)

mg/kg	mg/kg of fat
Bq/kg	pg/g of fat

Analyte	n	posit.	%pos.	n+	%+	median	average	10% quantil	90% quantil	maximum
A3 17-beta-19-nortestosterone	6	0	0,0	0	0,0	n.d.	*****	-	-	n.d.
A6 nitrofurantoine - AHD	10	0	0,0	0	0,0	n.d.	*****	n.d.	n.d.	n.d.
A6 furaltadons - AMOZ	10	0	0,0	0	0,0	n.d.	*****	n.d.	n.d.	n.d.
A6 furazolidone - AOZ	10	0	0,0	0	0,0	n.d.	*****	n.d.	n.d.	n.d.
A6 dapson	2	0	0,0	0	0,0	n.d.	*****	-	-	n.d.
A6 dimetridazole	10	0	0,0	0	0,0	n.d.	*****	n.d.	n.d.	n.d.
A6 HMMNI	10	0	0,0	0	0,0	n.d.	*****	n.d.	n.d.	n.d.
A6 chloramphenicol	23	0	0,0	0	0,0	n.d.	*****	n.d.	n.d.	n.d.
A6 metronidazole a MNZOH	10	0	0,0	0	0,0	n.d.	*****	n.d.	n.d.	n.d.
A6 MNZOH	10	0	0,0	0	0,0	n.d.	*****	n.d.	n.d.	n.d.
A6 ronidazole	10	0	0,0	0	0,0	n.d.	*****	n.d.	n.d.	n.d.
A6 nitrofurazone - SEM	10	0	0,0	0	0,0	n.d.	*****	n.d.	n.d.	n.d.
B1 betalactam atb	102	0	0,0	0	0,0	n.d.	*****	n.d.	n.d.	n.d.
B1 danofloxacin	102	9	8,8	0	0,0	n.d.	20,243	n.d.	n.d.	50,000
B1 enrofloxacin	102	3	2,9	0	0,0	n.d.	19,485	n.d.	n.d.	50,000
B1 flumequine	102	0	0,0	0	0,0	n.d.	*****	n.d.	n.d.	n.d.
B1 gentamicine, neomycin	102	0	0,0	0	0,0	n.d.	*****	n.d.	n.d.	n.d.
B1 Oxolinic acid	102	0	0,0	0	0,0	n.d.	*****	n.d.	n.d.	n.d.
B1 macrolides	102	0	0,0	0	0,0	n.d.	*****	n.d.	n.d.	n.d.
B1 streptomycines	102	0	0,0	0	0,0	n.d.	*****	n.d.	n.d.	n.d.
B1 sulfadiazine	102	0	0,0	0	0,0	n.d.	*****	n.d.	n.d.	n.d.
B1 sulfadimethoxine	102	0	0,0	0	0,0	n.d.	*****	n.d.	n.d.	n.d.
B1 sulfadimidine	102	0	0,0	0	0,0	n.d.	*****	n.d.	n.d.	n.d.
B1 sulfadoxine	102	0	0,0	0	0,0	n.d.	*****	n.d.	n.d.	n.d.
B1 sulfachlorpyridazine	102	0	0,0	0	0,0	n.d.	*****	n.d.	n.d.	n.d.
B1 sulfamerazine	102	0	0,0	0	0,0	n.d.	*****	n.d.	n.d.	n.d.
B1 sulfamethoxazole	102	0	0,0	0	0,0	n.d.	*****	n.d.	n.d.	n.d.
B1 sulfamethoxydiazine	102	0	0,0	0	0,0	n.d.	*****	n.d.	n.d.	n.d.
B1 sulfaquinoxaline	102	0	0,0	0	0,0	n.d.	*****	n.d.	n.d.	n.d.
B1 sulfathiazole	102	0	0,0	0	0,0	n.d.	*****	n.d.	n.d.	n.d.
B1 tetracyclines	102	0	0,0	0	0,0	n.d.	*****	n.d.	n.d.	n.d.
B2a albendazole (incl. metabolites)	2	0	0,0	0	0,0	n.d.	*****	-	-	n.d.
B2a fenbendazole (incl. metabolites)	2	0	0,0	0	0,0	n.d.	*****	-	-	n.d.
B2a levamisole	2	0	0,0	0	0,0	n.d.	*****	-	-	n.d.
B2a oxfendazole (incl. metabolites)	8	0	0,0	0	0,0	n.d.	*****	-	-	n.d.
B2a thiabendazole (incl. metabolites)	2	0	0,0	0	0,0	n.d.	*****	-	-	n.d.
B2a triclabendazole (incl. metabolites)	2	0	0,0	0	0,0	n.d.	*****	-	-	n.d.
B2c aldicarb	29	0	0,0	0	0,0	n.d.	*****	n.d.	n.d.	n.d.
B2c carbofuran	29	0	0,0	0	0,0	n.d.	*****	n.d.	n.d.	n.d.
B2c lambda-cyhalothrin	29	0	0,0	0	0,0	n.d.	*****	n.d.	n.d.	n.d.
B2c cypermethrin	29	0	0,0	0	0,0	n.d.	*****	n.d.	n.d.	n.d.
B2c deltamethrin	29	0	0,0	0	0,0	n.d.	*****	n.d.	n.d.	n.d.
B2c methiocarb	29	0	0,0	0	0,0	n.d.	*****	n.d.	n.d.	n.d.
B2c methomyl	29	0	0,0	0	0,0	n.d.	*****	n.d.	n.d.	n.d.
B2c permethrin	29	0	0,0	0	0,0	n.d.	*****	n.d.	n.d.	n.d.
B2c propoxur	29	0	0,0	0	0,0	n.d.	*****	n.d.	n.d.	n.d.
B2e carprofen	13	0	0,0	0	0,0	n.d.	*****	n.d.	n.d.	n.d.
B2e diclofenac	13	0	0,0	0	0,0	n.d.	*****	n.d.	n.d.	n.d.
B2e flunixin	13	0	0,0	0	0,0	n.d.	*****	n.d.	n.d.	n.d.
B2e ibuprofen	13	0	0,0	0	0,0	n.d.	*****	n.d.	n.d.	n.d.
B2e mefenamic acid	13	0	0,0	0	0,0	n.d.	*****	n.d.	n.d.	n.d.
B2e meloxicam	13	0	0,0	0	0,0	n.d.	*****	n.d.	n.d.	n.d.
B2e oxyphenbutazone	13	0	0,0	0	0,0	n.d.	*****	n.d.	n.d.	n.d.
B2e phenylbutazone	13	0	0,0	0	0,0	n.d.	*****	n.d.	n.d.	n.d.
B2e tolfenamic acid	13	0	0,0	0	0,0	n.d.	*****	n.d.	n.d.	n.d.
B3a alfa-HCH	30	0	0,0	0	0,0	n.d.	*****	n.d.	n.d.	n.d.
B3a beta-HCH	30	0	0,0	0	0,0	n.d.	*****	n.d.	n.d.	n.d.
B3a DDT sum	30	13	43,3	0	0,0	n.d.	0,001	n.d.	0,001	0,010
B3a dieldrin	30	0	0,0	0	0,0	n.d.	*****	n.d.	n.d.	n.d.
B3a endosulfan	30	0	0,0	0	0,0	n.d.	*****	n.d.	n.d.	n.d.
B3a endrin	30	0	0,0	0	0,0	n.d.	*****	n.d.	n.d.	n.d.
B3a lindane	30	0	0,0	0	0,0	n.d.	*****	n.d.	n.d.	n.d.
B3a heptachlor	30	0	0,0	0	0,0	n.d.	*****	n.d.	n.d.	n.d.
B3a HCB	30	8	26,7	0	0,0	n.d.	0,000	n.d.	0,000	0,001
B3a chlordan	30	0	0,0	0	0,0	n.d.	*****	n.d.	n.d.	n.d.
B3a PCB sum	36	8	22,2	0	0,0	n.d.	0,007	n.d.	0,023	0,060
B3a WHO-PCDD/F-PCB-TEQ	6	6	100,0	0	0,0	1,013	1,633	-	-	4,390
B3a WHO-PCDD/F-TEQ	6	2	33,3	0	0,0	n.d.	0,671	-	-	1,660
B3c arsenic	16	4	25,0	0	0,0	n.d.	0,004	n.d.	0,010	0,010
B3c cadmium	16	0	0,0	0	0,0	n.d.	*****	n.d.	n.d.	n.d.
B3c lead	16	0	0,0	0	0,0	n.d.	*****	n.d.	n.d.	n.d.
B3c mercury	16	7	43,8	0	0,0	n.d.	0,001	n.d.	0,002	0,003

Young bovine under two years of age - muscle - monitoring  
(value in mg/kg) (continuation)

mg/kg	mg/kg of fat
Bq/kg	pg/g of fat

Analyte	n	posit.	%pos.	n+	%+	median	average	10% quantil	90% quantil	maximum
B3f 2,2',3,4,4',5',6-HeptaBDE	6	0	0,0	0	0,0	n.d.	*****	-	-	n.d.
B3f 2,2',4,4'-TetraBDE	6	0	0,0	0	0,0	n.d.	*****	-	-	n.d.
B3f 2,2',4,4',5-PentaBDE	6	0	0,0	0	0,0	n.d.	*****	-	-	n.d.
B3f 2,2',4,4',5,5'-HexaBDE	6	0	0,0	0	0,0	n.d.	*****	-	-	n.d.
B3f 2,2',4,4',5,6'-HexaBDE	6	0	0,0	0	0,0	n.d.	*****	-	-	n.d.
B3f 2,2',4,4',6-PentaBDE	6	0	0,0	0	0,0	n.d.	*****	-	-	n.d.
B3f 2,4,4'-TriBDE	6	0	0,0	0	0,0	n.d.	*****	-	-	n.d.
B3f 134 Cs	27	0	0,0	0	0,0	n.d.	*****	n.d.	n.d.	n.d.
B3f 137 Cs	27	14	51,9	0	0,0	0,130	0,125	n.d.	0,234	0,250

Analyte	hygienic limit (HL)	under 50%	50-75%	75-100%	100-150%	150-200%	over 200%
B1 danofloxacin	200,0000 ug/kg	103	0	0	0	0	0
B1 enrofloxacin	100,00000 ug/kg	103	0	0	0	0	0
B1 flumequine	200,00000 ug/kg	103	0	0	0	0	0
B1 Oxolinic acid	100,00000 ug/kg	103	0	0	0	0	0
B1 sulfadiazine	100,00000 ug/kg	103	0	0	0	0	0
B1 sulfadimethoxine	100,00000 ug/kg	103	0	0	0	0	0
B1 sulfadimidine	100,00000 ug/kg	103	0	0	0	0	0
B1 sulfadoxine	100,00000 ug/kg	103	0	0	0	0	0
B1 sulfachlorpyridazine	100,00000 ug/kg	103	0	0	0	0	0
B1 sulfamerazine	100,00000 ug/kg	103	0	0	0	0	0
B1 sulfamethoxazole	100,00000 ug/kg	103	0	0	0	0	0
B1 sulfamethoxydiazine	100,00000 ug/kg	103	0	0	0	0	0
B1 sulfaquinoxaline	100,00000 ug/kg	103	0	0	0	0	0
B1 sulfathiazole	100,00000 ug/kg	103	0	0	0	0	0
B2a albendazole (incl. metabolites)	100,00000 ug/kg	2	0	0	0	0	0
B2a fenbendazole (incl. metabolites)	50,00000 ug/kg	2	0	0	0	0	0
B2a levamisole	10,00000 ug/kg	2	0	0	0	0	0
B2a oxfendazole (incl. metabolites)	50,00000 ug/kg	8	0	0	0	0	0
B2a thiabendazole (incl. metabolites)	100,00000 ug/kg	2	0	0	0	0	0
B2a triclabendazole (incl. metabolites)	225,00000 ug/kg	2	0	0	0	0	0
B2c aldicarb	0,010000 mg/kg	29	0	0	0	0	0
B2c carbofuran	0,100000 mg/kg	29	0	0	0	0	0
B2c lambda-cyhalothrin	0,050000 mg/kg	29	0	0	0	0	0
B2c cypermethrin	0,020000 mg/kg	29	0	0	0	0	0
B2c deltamethrin	0,010000 mg/kg	29	0	0	0	0	0
B2c methiocarb	0,050000 mg/kg	29	0	0	0	0	0
B2c methomyl	0,020000 mg/kg	29	0	0	0	0	0
B2c permethrin	0,050000 mg/kg	29	0	0	0	0	0
B2c propoxur	0,050000 mg/kg	29	0	0	0	0	0
B2e carprofen	500,00000 ug/kg	13	0	0	0	0	0
B2e diclofenac	5,000000 ug/kg	13	0	0	0	0	0
B2e flunixin	20,000000 ug/kg	13	0	0	0	0	0
B2e meloxicam	20,000000 ug/kg	13	0	0	0	0	0
B2e tolfenamic acid	50,000000 ug/kg	13	0	0	0	0	0
B3a alfa-HCH	0,020000 mg/kg	30	0	0	0	0	0
B3a beta-HCH	0,010000 mg/kg	30	0	0	0	0	0
B3a DDT sum	0,100000 mg/kg	30	0	0	0	0	0
B3a endosulfan	0,010000 mg/kg	30	0	0	0	0	0
B3a endrin	0,010000 mg/kg	30	0	0	0	0	0
B3a lindane	0,010000 mg/kg	30	0	0	0	0	0
B3a heptachlor	0,020000 mg/kg	30	0	0	0	0	0
B3a HCB	0,020000 mg/kg	30	0	0	0	0	0
B3a chlordan	0,010000 mg/kg	30	0	0	0	0	0
B3a PCB sum	0,200000 mg/kg of fat	36	0	0	0	0	0
B3a WHO-PCDD/F-PCB-TEQ	4,500000 pg/g of fat	4	1	1	0	0	0
B3a WHO-PCDD/F-TEQ	3,000000 pg/g of fat	6	0	0	0	0	0
B3c arsenic	0,100000 mg/kg	16	0	0	0	0	0
B3c cadmium	0,050000 mg/kg	16	0	0	0	0	0
B3c lead	0,100000 mg/kg	16	0	0	0	0	0
B3c mercury	0,050000 mg/kg	16	0	0	0	0	0
B3f 134 Cs	600,00000 Bq/kg	27	0	0	0	0	0
B3f 137 Cs	600,00000 Bq/kg	27	0	0	0	0	0

Young bovine under two years of age - liver - monitoring (µg/kg)

mg/kg

Analyte	n	posit.	%pos.	n+	%+	median	average	10% quantil	90% quantil	maximum
A5 brombuterol	24	0	0,0	0	0,0	n.d.	*****	n.d.	n.d.	n.d.
A5 cimaterol	24	0	0,0	0	0,0	n.d.	*****	n.d.	n.d.	n.d.
A5 cimbuterol	24	0	0,0	0	0,0	n.d.	*****	n.d.	n.d.	n.d.
A5 clenbuterol	24	0	0,0	0	0,0	n.d.	*****	n.d.	n.d.	n.d.
A5 isoxsuprine	24	0	0,0	0	0,0	n.d.	*****	n.d.	n.d.	n.d.
A5 mabuterol	24	0	0,0	0	0,0	n.d.	*****	n.d.	n.d.	n.d.
A5 mapenterol	24	0	0,0	0	0,0	n.d.	*****	n.d.	n.d.	n.d.
A5 ractopamin	24	0	0,0	0	0,0	n.d.	*****	n.d.	n.d.	n.d.
A5 ritodrin	24	0	0,0	0	0,0	n.d.	*****	n.d.	n.d.	n.d.
A5 salbutamol	24	0	0,0	0	0,0	n.d.	*****	n.d.	n.d.	n.d.
A5 terbutalin	24	0	0,0	0	0,0	n.d.	*****	n.d.	n.d.	n.d.
A5 tulobuterol	24	0	0,0	0	0,0	n.d.	*****	n.d.	n.d.	n.d.
A5 zilpaterol	24	0	0,0	0	0,0	n.d.	*****	n.d.	n.d.	n.d.
B1 betalactam atb	102	0	0,0	0	0,0	n.d.	*****	n.d.	n.d.	n.d.
B1 gentamicine, neomycin	102	0	0,0	0	0,0	n.d.	*****	n.d.	n.d.	n.d.
B1 streptomycines	102	0	0,0	0	0,0	n.d.	*****	n.d.	n.d.	n.d.
B1 tetracyclines	102	0	0,0	0	0,0	n.d.	*****	n.d.	n.d.	n.d.
B2a abamectin	12	0	0,0	0	0,0	n.d.	*****	n.d.	n.d.	n.d.
B2a doramectin	12	0	0,0	0	0,0	n.d.	*****	n.d.	n.d.	n.d.
B2a emamectin	12	0	0,0	0	0,0	n.d.	*****	n.d.	n.d.	n.d.
B2a eprinomectin	12	0	0,0	0	0,0	n.d.	*****	n.d.	n.d.	n.d.
B2a ivermectin	12	0	0,0	0	0,0	n.d.	*****	n.d.	n.d.	n.d.
B2a moxidectin	12	0	0,0	0	0,0	n.d.	*****	n.d.	n.d.	n.d.
B2b decoquinat	15	0	0,0	0	0,0	n.d.	*****	n.d.	n.d.	n.d.
B2b diclazuril	15	0	0,0	0	0,0	n.d.	*****	n.d.	n.d.	n.d.
B2b halofuginone	15	0	0,0	0	0,0	n.d.	*****	n.d.	n.d.	n.d.
B2b lasalocid	15	0	0,0	0	0,0	n.d.	*****	n.d.	n.d.	n.d.
B2b maduramicin	15	0	0,0	0	0,0	n.d.	*****	n.d.	n.d.	n.d.
B2b monensin	15	0	0,0	0	0,0	n.d.	*****	n.d.	n.d.	n.d.
B2b narasin	15	0	0,0	0	0,0	n.d.	*****	n.d.	n.d.	n.d.
B2b nicarbazin	15	1	6,7	0	0,0	n.d.	1,385	n.d.	n.d.	5,000
B2b robenidine	15	0	0,0	0	0,0	n.d.	*****	n.d.	n.d.	n.d.
B2b salinomycin	15	0	0,0	0	0,0	n.d.	*****	n.d.	n.d.	n.d.
B3b diazinon	15	0	0,0	0	0,0	n.d.	*****	n.d.	n.d.	n.d.
B3b phorate	15	0	0,0	0	0,0	n.d.	*****	n.d.	n.d.	n.d.
B3b pirimiphos-methyl	15	0	0,0	0	0,0	n.d.	*****	n.d.	n.d.	n.d.
B3c cadmium	16	16	100,0	0	0,0	0,067	0,080	0,036	0,172	0,210
B3c lead	16	12	75,0	0	0,0	0,025	0,027	n.d.	0,056	0,070
B3c selenium	16	16	100,0	0	0,0	0,233	0,237	0,113	0,475	0,510
B3d aflatoxin B1	15	0	0,0	0	0,0	n.d.	*****	n.d.	n.d.	n.d.
B3d aflatoxins (sum B1, B2, G1, G2)	15	0	0,0	0	0,0	n.d.	*****	n.d.	n.d.	n.d.

Analyte	hygienic limit (HL)	under 50%	50-75%	75-100%	100-150%	150-200%	over 200%
B2a abamectin	20,00000 ug/kg	12	0	0	0	0	0
B2a doramectin	100,00000 ug/kg	12	0	0	0	0	0
B2a eprinomectin	1500,00000 ug/kg	12	0	0	0	0	0
B2a ivermectin	100,00000 ug/kg	12	0	0	0	0	0
B2a moxidectin	100,00000 ug/kg	12	0	0	0	0	0
B2b halofuginone	30,00000 ug/kg	15	0	0	0	0	0
B2b lasalocid	50,00000 ug/kg	15	0	0	0	0	0
B2b maduramicin	2,00000 ug/kg	15	0	0	0	0	0
B2b monensin	30,00000 ug/kg	15	0	0	0	0	0
B2b narasin	50,00000 ug/kg	15	0	0	0	0	0
B2b nicarbazin	100,00000 ug/kg	15	0	0	0	0	0
B2b robenidine	50,00000 ug/kg	15	0	0	0	0	0
B2b salinomycin	5,00000 ug/kg	15	0	0	0	0	0
B3b diazinon	0,02000 mg/kg	15	0	0	0	0	0
B3b phorate	0,05000 mg/kg	15	0	0	0	0	0
B3b pirimiphos-methyl	0,05000 mg/kg	15	0	0	0	0	0
B3c cadmium	0,50000 mg/kg	16	0	0	0	0	0
B3c lead	0,50000 mg/kg	16	0	0	0	0	0
B3d aflatoxin B1	20,00000 ug/kg	15	0	0	0	0	0
B3d aflatoxins (sum B1, B2, G1, G2)	40,00000 ug/kg	15	0	0	0	0	0



**Young bovine under two years of age - kidney - monitoring (value in µg/kg)**

**mg/kg**

Analyte	n	posit.	%pos.	n+	%+	median	average	10% quantil	90% quantil	maximum
A6 chlorpromazine	3	0	0,0	0	0,0	n.d.	0,500	-	-	n.d.
B1 aminoglycosides	102	0	0,0	0	0,0	n.d.	*****	n.d.	n.d.	n.d.
B1 betalactam atb	102	0	0,0	0	0,0	n.d.	*****	n.d.	n.d.	n.d.
B1 tetracyclines	102	0	0,0	0	0,0	n.d.	*****	n.d.	n.d.	n.d.
B2d carazolol	19	0	0,0	0	0,0	n.d.	0,750	n.d.	n.d.	n.d.
B2d propionylpromazine	19	0	0,0	0	0,0	n.d.	1,250	n.d.	n.d.	n.d.
B3c cadmium	16	16	100,0	0	0,0	0,235	0,322	0,101	0,899	0,920
B3c lead	16	15	93,8	0	0,0	0,050	0,055	0,015	0,111	0,160

Analyte	hygienic limit (HL)	under 50%	50-75%	75-100%	100-150%	150-200%	over 200%
B2d carazolol	15,00000 ug/kg	19	0	0	0	0	0
B3c cadmium	1,00000 mg/kg	13	1	2	0	0	0
B3c lead	0,50000 mg/kg	16	0	0	0	0	0

**Young bovine under two years of age - urine - monitoring (value in µg/l)**

Analyte	n	posit.	%pos.	n+	%+	median	average	10% quantil	90% quantil	maximum
A1 dienestrol	41	0	0,0	0	0,0	n.d.	*****	n.d.	n.d.	n.d.
A1 diethylstilbestrol	41	0	0,0	0	0,0	n.d.	*****	n.d.	n.d.	n.d.
A1 hexestrol	41	0	0,0	0	0,0	n.d.	*****	n.d.	n.d.	n.d.
A2 methylthiouracil	26	0	0,0	0	0,0	n.d.	*****	n.d.	n.d.	n.d.
A2 propylthiouracil	26	0	0,0	0	0,0	n.d.	*****	n.d.	n.d.	n.d.
A2 tapazole	26	0	0,0	0	0,0	n.d.	*****	n.d.	n.d.	n.d.
A2 thiouracil	26	0	0,0	0	0,0	n.d.	*****	n.d.	n.d.	n.d.
A3 16-beta-hydroxy-stanozolol	6	0	0,0	0	0,0	n.d.	*****	n.d.	n.d.	n.d.
A3 17-beta-19-nortestosterone	10	0	0,0	0	0,0	n.d.	*****	n.d.	n.d.	n.d.
A3 boldenon	5	0	0,0	0	0,0	n.d.	*****	n.d.	n.d.	n.d.
A3 dexamethasone	11	0	0,0	0	0,0	n.d.	*****	n.d.	n.d.	n.d.
A3 ethinylestradiol	11	0	0,0	0	0,0	n.d.	*****	n.d.	n.d.	n.d.
A3 methylboldenone	5	0	0,0	0	0,0	n.d.	*****	n.d.	n.d.	n.d.
A3 methyltestosterone	11	0	0,0	0	0,0	n.d.	*****	n.d.	n.d.	n.d.
A3 stanozolol	6	0	0,0	0	0,0	n.d.	*****	n.d.	n.d.	n.d.
A3 trenbolon	10	0	0,0	0	0,0	n.d.	*****	n.d.	n.d.	n.d.
A3 triamcinolone	11	0	0,0	0	0,0	n.d.	*****	n.d.	n.d.	n.d.
A4 zearalanon	47	0	0,0	0	0,0	n.d.	*****	n.d.	n.d.	n.d.
A4 taleranol	47	0	0,0	0	0,0	n.d.	*****	n.d.	n.d.	n.d.
A4 zeranol	47	0	0,0	0	0,0	n.d.	*****	n.d.	n.d.	n.d.
A5 brombuterol	30	0	0,0	0	0,0	n.d.	*****	n.d.	n.d.	n.d.
A5 cimaterol	30	0	0,0	0	0,0	n.d.	*****	n.d.	n.d.	n.d.
A5 cimbuterol	30	0	0,0	0	0,0	n.d.	*****	n.d.	n.d.	n.d.
A5 clenbuterol	30	0	0,0	0	0,0	n.d.	*****	n.d.	n.d.	n.d.
A5 isoxsuprine	30	0	0,0	0	0,0	n.d.	*****	n.d.	n.d.	n.d.
A5 mabuterol	30	0	0,0	0	0,0	n.d.	*****	n.d.	n.d.	n.d.
A5 mapenterol	30	0	0,0	0	0,0	n.d.	*****	n.d.	n.d.	n.d.
A5 ractopamin	30	0	0,0	0	0,0	n.d.	*****	n.d.	n.d.	n.d.
A5 ritodrin	30	0	0,0	0	0,0	n.d.	*****	n.d.	n.d.	n.d.
A5 salbutamol	30	0	0,0	0	0,0	n.d.	*****	n.d.	n.d.	n.d.
A5 terbutalin	30	0	0,0	0	0,0	n.d.	*****	n.d.	n.d.	n.d.
A5 tulobuterol	30	0	0,0	0	0,0	n.d.	*****	n.d.	n.d.	n.d.
A5 zilpaterol	30	0	0,0	0	0,0	n.d.	*****	n.d.	n.d.	n.d.
A6 chloramphenicol	56	0	0,0	0	0,0	n.d.	*****	n.d.	n.d.	n.d.

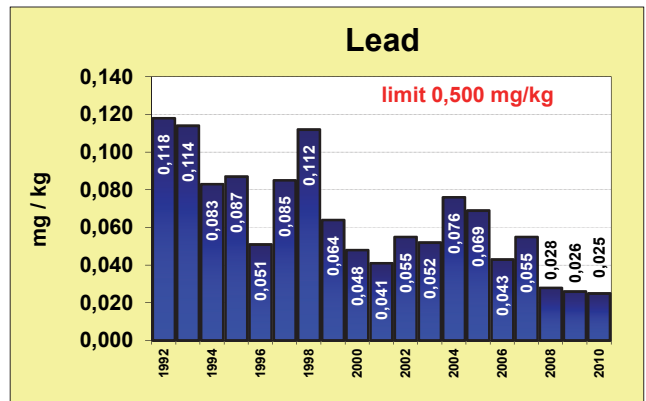
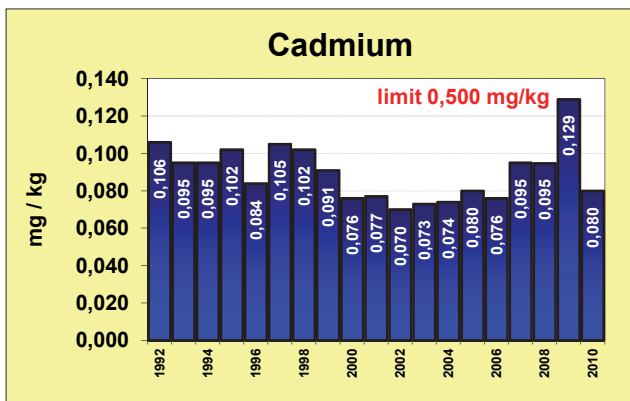
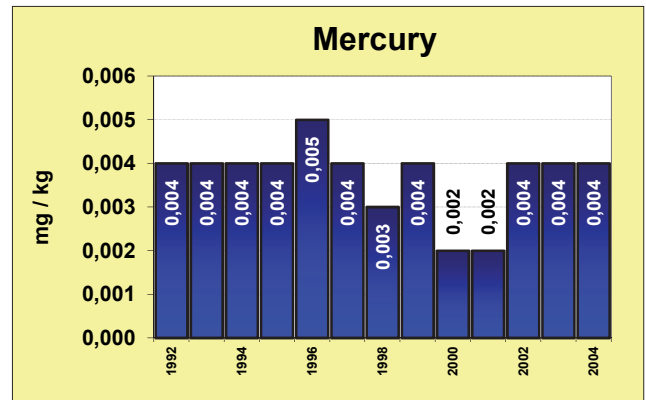
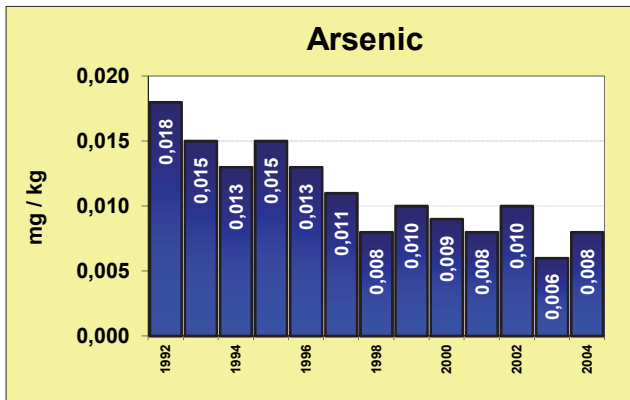
### Young bovine under two years of age - serum - monitoring (value in µg/l)

Analyte	n	posit.	%pos.	n+	%+	median	average	10% quantil	90% quantil	maximum
A3 17-beta-estradiol	25	0	0,0	0	0,0	n.d.	*****	n.d.	n.d.	n.d.
A3 testosteron	26	8	30,8	0	0,0	n.d.	0,468	n.d.	1,910	3,600
A6 dimetridazole	1	0	0,0	0	0,0	n.d.	-	-	-	-
A6 HMMNI	1	0	0,0	0	0,0	n.d.	-	-	-	-
A6 metronidazole a MNZOH	1	0	0,0	0	0,0	n.d.	-	-	-	-
A6 MNZOH	1	0	0,0	0	0,0	n.d.	-	-	-	-
A6 ronidazole	1	0	0,0	0	0,0	n.d.	-	-	-	-

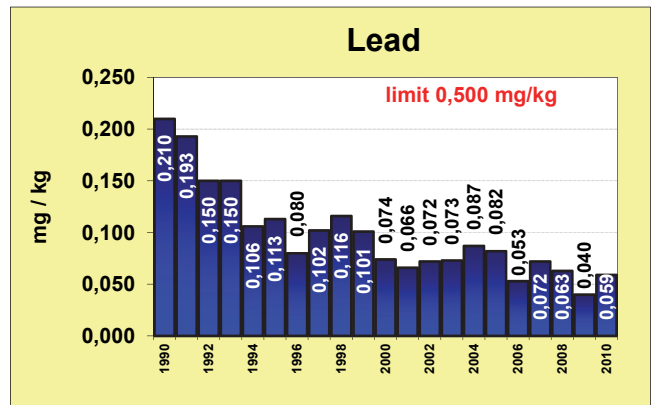
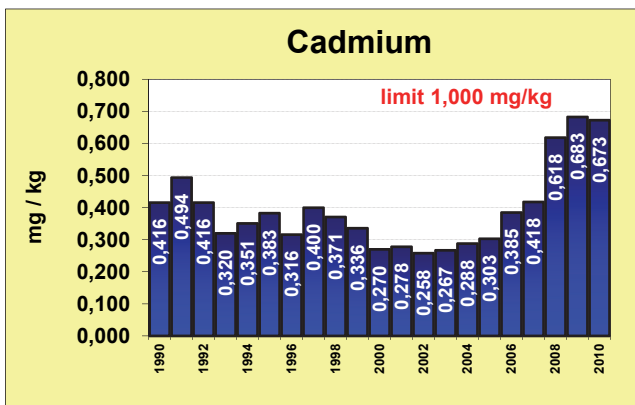
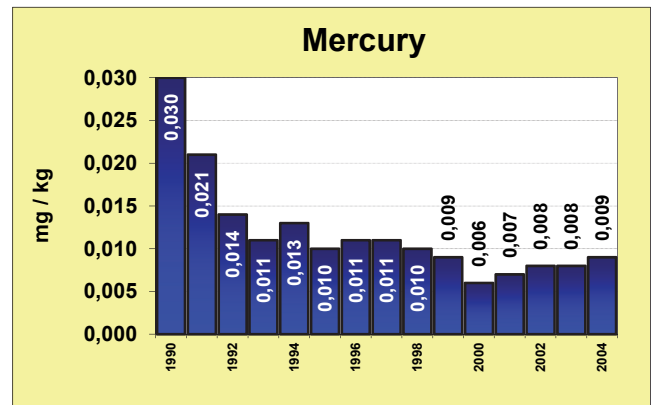
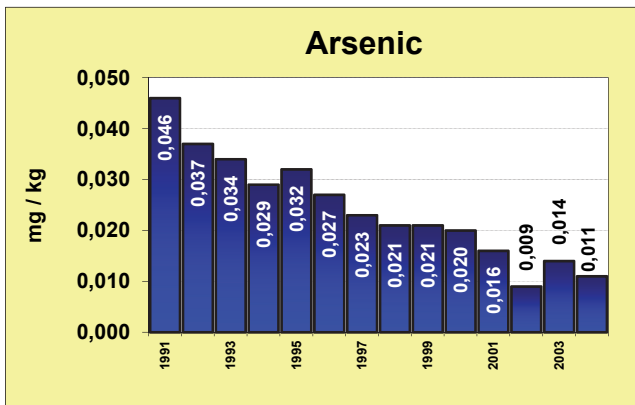
### Young bovine under two years of age - kidney fat - monitoring - (value in µg/kg)

Analyte	n	posit.	%pos.	n+	%+	median	average	10% quantil	90% quantil	maximum
A3 17-alfa-acetoxyprogesterone ac.	14	0	0,0	0	0,0	n.d.	*****	n.d.	n.d.	n.d.
A3 chloromadinone acetate	14	0	0,0	0	0,0	n.d.	*****	n.d.	n.d.	n.d.
A3 medroxyprogesterone ac.	14	0	0,0	0	0,0	n.d.	*****	n.d.	n.d.	n.d.
A3 meggestrolacetat	14	0	0,0	0	0,0	n.d.	*****	n.d.	n.d.	n.d.
A3 melengestrol	2	0	0,0	0	0,0	n.d.	*****	-	-	n.d.

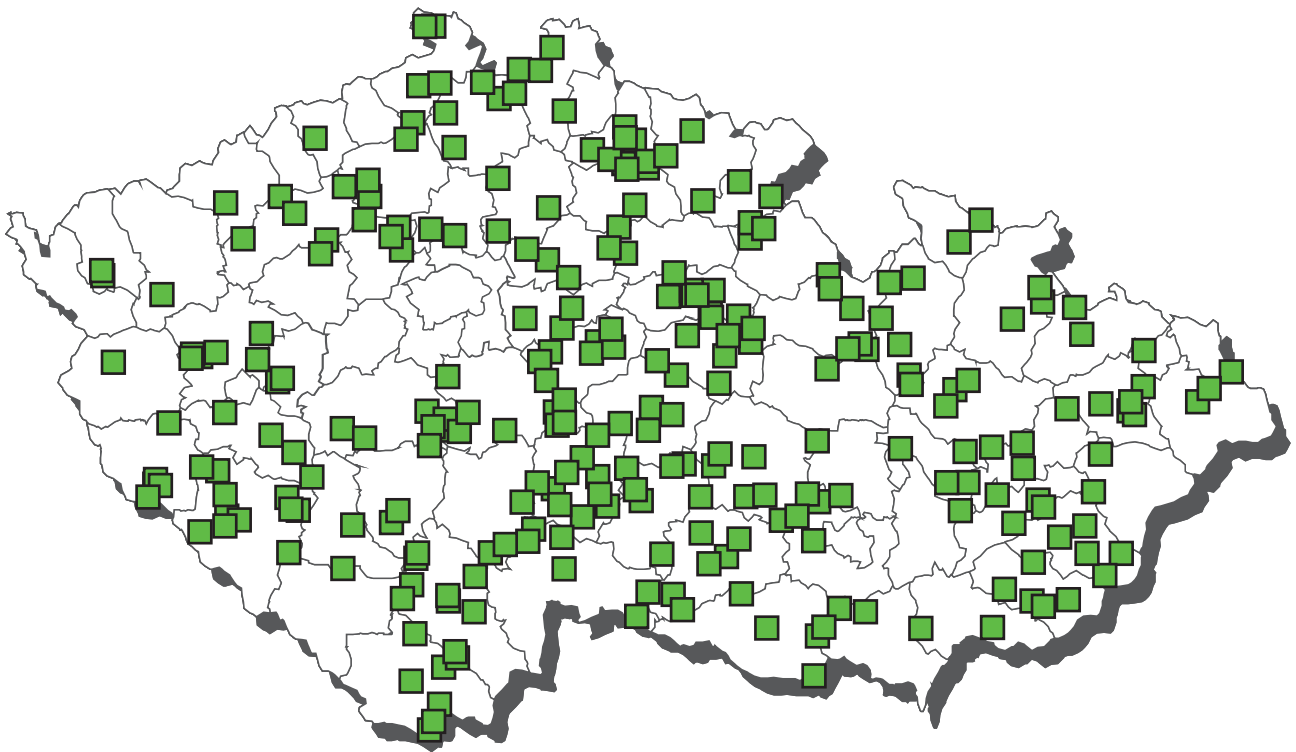
## The average content of contaminants in the liver of bovine



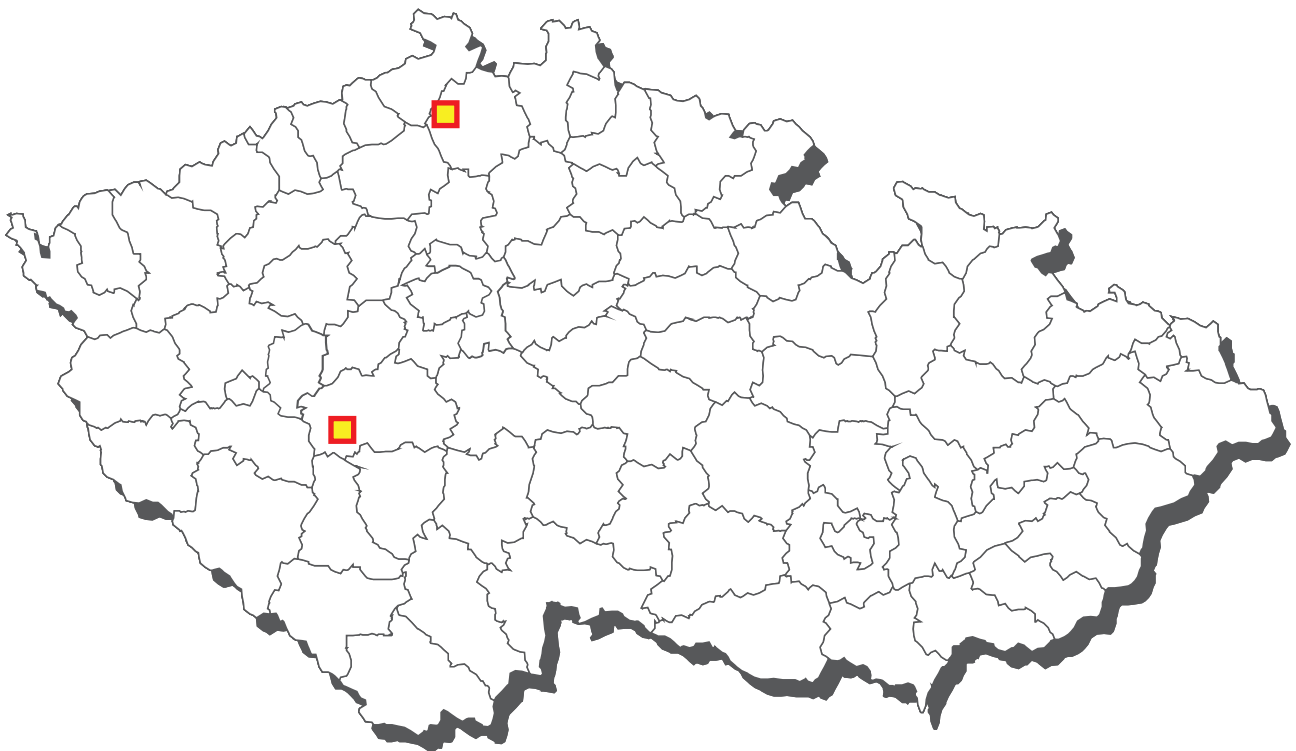
## The average content of contaminants in the kidney of bovine



## Residues monitoring 2010 - sampling of cows



## Cows - overlimits findings 2010



 cadmium - kidney

## Cows - muscle - monitoring (µg/kg)

mg/kg

mg/kg of fat

Analyte	n	posit.	%pos.	n+	%+	median	average	10% quantil	90% quantil	maximum
A3 17-beta-19-nortestosterone	4	0	0,0	0	0,0	n.d.	*****	-	-	n.d.
A6 nitrofurantoin - AHD	12	0	0,0	0	0,0	n.d.	*****	n.d.	n.d.	n.d.
A6 furaltadons - AMOZ	12	0	0,0	0	0,0	n.d.	*****	n.d.	n.d.	n.d.
A6 furazolidone - AOZ	12	0	0,0	0	0,0	n.d.	*****	n.d.	n.d.	n.d.
A6 dapsone	2	0	0,0	0	0,0	n.d.	*****	-	-	n.d.
A6 dimetridazole	12	0	0,0	0	0,0	n.d.	*****	n.d.	n.d.	n.d.
A6 HMMNI	12	0	0,0	0	0,0	n.d.	*****	n.d.	n.d.	n.d.
A6 chloramphenicol	24	0	0,0	0	0,0	n.d.	*****	n.d.	n.d.	n.d.
A6 metronidazole a MNZOH	12	0	0,0	0	0,0	n.d.	*****	n.d.	n.d.	n.d.
A6 MNZOH	12	0	0,0	0	0,0	n.d.	*****	n.d.	n.d.	n.d.
A6 ronidazole	12	0	0,0	0	0,0	n.d.	*****	n.d.	n.d.	n.d.
A6 nitrofurazone - SEM	12	0	0,0	0	0,0	n.d.	*****	n.d.	n.d.	n.d.
B1 betalactam atb	70	0	0,0	0	0,0	n.d.	*****	n.d.	n.d.	n.d.
B1 danofloxacin	70	8	11,6	0	0,0	n.d.	22,087	n.d.	50,000	70,000
B1 enrofloxacin	70	1	1,4	0	0,0	n.d.	18,739	n.d.	n.d.	50,000
B1 flumequine	70	0	0,0	0	0,0	n.d.	*****	n.d.	n.d.	n.d.
B1 gentamicine, neomycin	70	0	0,0	0	0,0	n.d.	*****	n.d.	n.d.	n.d.
B1 Oxolinic acid	70	0	0,0	0	0,0	n.d.	*****	n.d.	n.d.	n.d.
B1 macrolides	70	0	0,0	0	0,0	n.d.	*****	n.d.	n.d.	n.d.
B1 streptomycines	70	0	0,0	0	0,0	n.d.	*****	n.d.	n.d.	n.d.
B1 sulfadiazine	70	0	0,0	0	0,0	n.d.	*****	n.d.	n.d.	n.d.
B1 sulfadimethoxine	70	0	0,0	0	0,0	n.d.	*****	n.d.	n.d.	n.d.
B1 sulfadimidine	70	0	0,0	0	0,0	n.d.	*****	n.d.	n.d.	n.d.
B1 sulfadoxine	70	0	0,0	0	0,0	n.d.	*****	n.d.	n.d.	n.d.
B1 sulfachlorpyridazine	70	0	0,0	0	0,0	n.d.	*****	n.d.	n.d.	n.d.
B1 sulfamerazine	70	0	0,0	0	0,0	n.d.	*****	n.d.	n.d.	n.d.
B1 sulfamethoxazole	70	0	0,0	0	0,0	n.d.	*****	n.d.	n.d.	n.d.
B1 sulfamethoxydiazine	70	0	0,0	0	0,0	n.d.	*****	n.d.	n.d.	n.d.
B1 sulfaquinoxaline	70	0	0,0	0	0,0	n.d.	*****	n.d.	n.d.	n.d.
B1 sulfathiazole	70	0	0,0	0	0,0	n.d.	*****	n.d.	n.d.	n.d.
B1 tetracyclines	70	0	0,0	0	0,0	n.d.	*****	n.d.	n.d.	n.d.
B2a albendazole (incl. metabolites)	4	0	0,0	0	0,0	n.d.	*****	-	-	n.d.
B2a fenbendazole (incl. metabolites)	4	0	0,0	0	0,0	n.d.	*****	-	-	n.d.
B2a levamisole	4	0	0,0	0	0,0	n.d.	*****	-	-	n.d.
B2a oxfendazole (incl. metabolites)	9	0	0,0	0	0,0	n.d.	*****	n.d.	n.d.	n.d.
B2a thiabendazole (incl. metabolites)	4	0	0,0	0	0,0	n.d.	*****	-	-	n.d.
B2a triclabendazole (incl. metabolites)	4	0	0,0	0	0,0	n.d.	*****	-	-	n.d.
B2c aldicarb	30	0	0,0	0	0,0	n.d.	*****	n.d.	n.d.	n.d.
B2c carbofuran	30	0	0,0	0	0,0	n.d.	*****	n.d.	n.d.	n.d.
B2c lambda-cyhalothrin	30	0	0,0	0	0,0	n.d.	*****	n.d.	n.d.	n.d.
B2c cypermethrin	30	0	0,0	0	0,0	n.d.	*****	n.d.	n.d.	n.d.
B2c deltamethrin	30	0	0,0	0	0,0	n.d.	*****	n.d.	n.d.	n.d.
B2c methiocarb	30	0	0,0	0	0,0	n.d.	*****	n.d.	n.d.	n.d.
B2c methomyl	30	0	0,0	0	0,0	n.d.	*****	n.d.	n.d.	n.d.
B2c permethrin	30	0	0,0	0	0,0	n.d.	*****	n.d.	n.d.	n.d.
B2c propoxur	30	0	0,0	0	0,0	n.d.	*****	n.d.	n.d.	n.d.
B2e carprofen	12	0	0,0	0	0,0	n.d.	*****	n.d.	n.d.	n.d.
B2e diclofenac	12	0	0,0	0	0,0	n.d.	*****	n.d.	n.d.	n.d.
B2e flunixin	12	0	0,0	0	0,0	n.d.	*****	n.d.	n.d.	n.d.
B2e ibuprofen	12	0	0,0	0	0,0	n.d.	*****	n.d.	n.d.	n.d.
B2e mefenamic acid	12	0	0,0	0	0,0	n.d.	*****	n.d.	n.d.	n.d.
B2e meloxicam	12	0	0,0	0	0,0	n.d.	*****	n.d.	n.d.	n.d.
B2e oxyphenbutazone	12	0	0,0	0	0,0	n.d.	*****	n.d.	n.d.	n.d.
B2e phenylbutazone	12	0	0,0	0	0,0	n.d.	*****	n.d.	n.d.	n.d.
B2e tolfenamic acid	12	0	0,0	0	0,0	n.d.	*****	n.d.	n.d.	n.d.
B3a alfa-HCH	42	0	0,0	0	0,0	n.d.	*****	n.d.	n.d.	n.d.
B3a beta-HCH	42	0	0,0	0	0,0	n.d.	*****	n.d.	n.d.	n.d.
B3a DDT sum	42	14	33,3	0	0,0	n.d.	0,000	n.d.	0,001	0,002
B3a dieldrin	42	0	0,0	0	0,0	n.d.	*****	n.d.	n.d.	n.d.
B3a endosulfan	42	0	0,0	0	0,0	n.d.	*****	n.d.	n.d.	n.d.
B3a endrin	42	0	0,0	0	0,0	n.d.	*****	n.d.	n.d.	n.d.
B3a lindane	42	0	0,0	0	0,0	n.d.	*****	n.d.	n.d.	n.d.
B3a heptachlor	42	0	0,0	0	0,0	n.d.	*****	n.d.	n.d.	n.d.
B3a HCB	42	9	21,4	0	0,0	n.d.	0,000	n.d.	0,000	0,000
B3a chlordan	42	0	0,0	0	0,0	n.d.	*****	n.d.	n.d.	n.d.
B3a PCB sum	42	7	16,7	0	0,0	n.d.	0,007	n.d.	0,023	0,065
B3c arsenic	24	7	29,2	0	0,0	n.d.	0,005	n.d.	0,010	0,010
B3c cadmium	24	0	0,0	0	0,0	n.d.	*****	n.d.	n.d.	n.d.
B3c lead	24	2	8,3	0	0,0	n.d.	0,006	n.d.	n.d.	0,012
B3c mercury	24	13	54,2	0	0,0	0,001	0,001	n.d.	0,001	0,002

## Cows - muscle - monitoring (continuation)

Analyte	hygienic limit (HL)	under 50%	50-75%	75-100%	100-150%	150-200%	over 200%
B1 danofloxacin	200,00000 ug/kg	69	0	0	0	0	0
B1 enrofloxacin	100,00000 ug/kg	69	0	0	0	0	0
B1 flumequine	200,00000 ug/kg	69	0	0	0	0	0
B1 Oxolinic acid	100,00000 ug/kg	69	0	0	0	0	0
B1 sulfadiazine	100,00000 ug/kg	69	0	0	0	0	0
B1 sulfadimethoxine	100,00000 ug/kg	69	0	0	0	0	0
B1 sulfadimidine	100,00000 ug/kg	69	0	0	0	0	0
B1 sulfadoxine	100,00000 ug/kg	69	0	0	0	0	0
B1 sulfachlorpyridazine	100,00000 ug/kg	69	0	0	0	0	0
B1 sulfamerazine	100,00000 ug/kg	69	0	0	0	0	0
B1 sulfamethoxazole	100,00000 ug/kg	69	0	0	0	0	0
B1 sulfamethoxydiazine	100,00000 ug/kg	69	0	0	0	0	0
B1 sulfaquinoxaline	100,00000 ug/kg	69	0	0	0	0	0
B1 sulfathiazole	100,00000 ug/kg	69	0	0	0	0	0
B2a albendazole (incl. metabolites)	100,00000 ug/kg	4	0	0	0	0	0
B2a fenbendazole (incl. metabolites)	50,00000 ug/kg	4	0	0	0	0	0
B2a levamisole	10,00000 ug/kg	4	0	0	0	0	0
B2a oxfendazole (incl. metabolites)	50,00000 ug/kg	9	0	0	0	0	0
B2a thiabendazole (incl. metabolites)	100,00000 ug/kg	4	0	0	0	0	0
B2a triclabendazole (incl. metabolites)	225,00000 ug/kg	4	0	0	0	0	0
B2c aldicarb	0,01000 mg/kg	29	0	0	0	0	0
B2c carbofuran	0,10000 mg/kg	29	0	0	0	0	0
B2c lambda-cyhalothrin	0,05000 mg/kg	30	0	0	0	0	0
B2c cypermethrin	0,02000 mg/kg	30	0	0	0	0	0
B2c deltamethrin	0,01000 mg/kg	30	0	0	0	0	0
B2c methiocarb	0,05000 mg/kg	29	0	0	0	0	0
B2c methomyl	0,02000 mg/kg	29	0	0	0	0	0
B2c permethrin	0,05000 mg/kg	30	0	0	0	0	0
B2c propoxur	0,05000 mg/kg	29	0	0	0	0	0
B2e carprofen	500,00000 ug/kg	12	0	0	0	0	0
B2e diclofenac	5,00000 ug/kg	12	0	0	0	0	0
B2e flunixin	20,00000 ug/kg	12	0	0	0	0	0
B2e meloxicam	20,00000 ug/kg	12	0	0	0	0	0
B2e tolfenamic acid	50,00000 ug/kg	12	0	0	0	0	0
B3a alfa-HCH	0,02000 mg/kg	42	0	0	0	0	0
B3a beta-HCH	0,01000 mg/kg	42	0	0	0	0	0
B3a DDT sum	0,10000 mg/kg	42	0	0	0	0	0
B3a dieldrin	0,02000 mg/kg	42	0	0	0	0	0
B3a endosulfan	0,01000 mg/kg	42	0	0	0	0	0
B3a endrin	0,01000 mg/kg	42	0	0	0	0	0
B3a lindane	0,01000 mg/kg	42	0	0	0	0	0
B3a heptachlor	0,02000 mg/kg	42	0	0	0	0	0
B3a HCB	0,02000 mg/kg	42	0	0	0	0	0
B3a chlordan	0,01000 mg/kg	42	0	0	0	0	0
B3a PCB sum	0,20000 mg/kg of fat	42	0	0	0	0	0
B3c arsenic	0,10000 mg/kg	24	0	0	0	0	0
B3c cadmium	0,05000 mg/kg	24	0	0	0	0	0
B3c lead	0,10000 mg/kg	24	0	0	0	0	0
B3c mercury	0,05000 mg/kg	24	0	0	0	0	0

Cows - liver - monitoring (µg/kg)

mg/kg

Analyte	n	posit.	%pos.	n+	%+	median	average	10% quantil	90% quantil	maximum
A5 brombuterol	23	0	0,0	0	0,0	n.d.	*****	n.d.	n.d.	n.d.
A5 cimaterol	23	0	0,0	0	0,0	n.d.	*****	n.d.	n.d.	n.d.
A5 cimbuterol	23	0	0,0	0	0,0	n.d.	*****	n.d.	n.d.	n.d.
A5 clenbuterol	23	0	0,0	0	0,0	n.d.	*****	n.d.	n.d.	n.d.
A5 isoxsuprine	23	0	0,0	0	0,0	n.d.	*****	n.d.	n.d.	n.d.
A5 mabuterol	23	0	0,0	0	0,0	n.d.	*****	n.d.	n.d.	n.d.
A5 mapenterol	23	0	0,0	0	0,0	n.d.	*****	n.d.	n.d.	n.d.
A5 ractopamin	23	0	0,0	0	0,0	n.d.	*****	n.d.	n.d.	n.d.
A5 ritodrin	23	0	0,0	0	0,0	n.d.	*****	n.d.	n.d.	n.d.
A5 salbutamol	23	0	0,0	0	0,0	n.d.	*****	n.d.	n.d.	n.d.
A5 terbutalin	23	0	0,0	0	0,0	n.d.	*****	n.d.	n.d.	n.d.
A5 tulobuterol	23	0	0,0	0	0,0	n.d.	*****	n.d.	n.d.	n.d.
A5 zilpaterol	23	0	0,0	0	0,0	n.d.	*****	n.d.	n.d.	n.d.
B1 betalactam atb	70	0	0,0	0	0,0	n.d.	*****	n.d.	n.d.	n.d.
B1 gentamicine, neomycin	70	0	0,0	0	0,0	n.d.	*****	n.d.	n.d.	n.d.
B1 streptomycines	70	0	0,0	0	0,0	n.d.	*****	n.d.	n.d.	n.d.
B1 tetracyclines	70	0	0,0	0	0,0	n.d.	*****	n.d.	n.d.	n.d.
B2a abamectin	6	0	0,0	0	0,0	n.d.	*****	-	-	n.d.
B2a doramectin	6	0	0,0	0	0,0	n.d.	*****	-	-	n.d.
B2a emamectin	6	0	0,0	0	0,0	n.d.	*****	-	-	n.d.
B2a eprinomectin	6	0	0,0	0	0,0	n.d.	*****	-	-	n.d.
B2a ivermectin	6	0	0,0	0	0,0	n.d.	*****	-	-	n.d.
B2a moxidectin	6	0	0,0	0	0,0	n.d.	*****	-	-	n.d.
B2b decoquinat	12	0	0,0	0	0,0	n.d.	*****	n.d.	n.d.	n.d.
B2b diclazuril	12	0	0,0	0	0,0	n.d.	*****	n.d.	n.d.	n.d.
B2b halofuginone	12	0	0,0	0	0,0	n.d.	*****	n.d.	n.d.	n.d.
B2b lasalocid	12	0	0,0	0	0,0	n.d.	*****	n.d.	n.d.	n.d.
B2b maduramicin	12	0	0,0	0	0,0	n.d.	*****	n.d.	n.d.	n.d.
B2b monensin	12	0	0,0	0	0,0	n.d.	*****	n.d.	n.d.	n.d.
B2b narasin	12	0	0,0	0	0,0	n.d.	*****	n.d.	n.d.	n.d.
B2b nicarbazin	12	0	0,0	0	0,0	n.d.	*****	n.d.	n.d.	n.d.
B2b robenidine	12	0	0,0	0	0,0	n.d.	*****	n.d.	n.d.	n.d.
B2b salinomycin	12	0	0,0	0	0,0	n.d.	*****	n.d.	n.d.	n.d.
B3b diazinon	13	0	0,0	0	0,0	n.d.	*****	n.d.	n.d.	n.d.
B3b phorate	13	0	0,0	0	0,0	n.d.	*****	n.d.	n.d.	n.d.
B3b pirimiphos-methyl	13	0	0,0	0	0,0	n.d.	*****	n.d.	n.d.	n.d.
B3c cadmium	24	24	100,0	0	0,0	0,080	0,097	0,033	0,172	0,184
B3c lead	24	16	66,7	0	0,0	0,020	0,026	n.d.	0,060	0,067
B3c selenium	24	22	91,7	0	0,0	0,373	0,376	0,011	0,750	0,820
B3d aflatoxin B1	13	0	0,0	0	0,0	n.d.	*****	n.d.	n.d.	n.d.
B3d aflatoxins (sum B1, B2, G1, G2)	13	0	0,0	0	0,0	n.d.	*****	n.d.	n.d.	n.d.

Analyte	hygienic limit (HL)	under 50%	50-75%	75-100%	100-150%	150-200%	over 200%
B2a abamectin	20,00000 ug/kg	6	0	0	0	0	0
B2a eprinomectin	1500,00000 ug/kg	6	0	0	0	0	0
B2a moxidectin	100,00000 ug/kg	6	0	0	0	0	0
B2b decoquinat	20,00000 ug/kg	12	0	0	0	0	0
B2b halofuginone	30,00000 ug/kg	12	0	0	0	0	0
B2b lasalocid	50,00000 ug/kg	12	0	0	0	0	0
B2b maduramicin	2,00000 ug/kg	12	0	0	0	0	0
B2b monensin	30,00000 ug/kg	12	0	0	0	0	0
B2b narasin	50,00000 ug/kg	12	0	0	0	0	0
B2b nicarbazin	100,00000 ug/kg	12	0	0	0	0	0
B2b robenidine	50,00000 ug/kg	12	0	0	0	0	0
B2b salinomycin	5,00000 ug/kg	12	0	0	0	0	0
B3b diazinon	0,02000 mg/kg	13	0	0	0	0	0
B3b phorate	0,05000 mg/kg	13	0	0	0	0	0
B3b pirimiphos-methyl	0,05000 mg/kg	13	0	0	0	0	0
B3c cadmium	0,50000 mg/kg	24	0	0	0	0	0
B3c lead	0,50000 mg/kg	24	0	0	0	0	0
B3d aflatoxin B1	20,00000 ug/kg	13	0	0	0	0	0
B3d aflatoxins (sum B1, B2, G1, G2)	40,00000 ug/kg	13	0	0	0	0	0



## Cows - kidney - monitoring (µg/kg)

mg/kg

Analyte	n	posit.	%pos.	n+	%+	median	average	10% quantil	90% quantil	maximum
A6 chlorpromazine	2	0	0,0	0	0,0	n.d.	*****	-	-	n.d.
B1 aminoglycosides	69	0	0,0	0	0,0	n.d.	*****	n.d.	n.d.	n.d.
B1 betalactam atb	69	0	0,0	0	0,0	n.d.	*****	n.d.	n.d.	n.d.
B1 tetracyclines	69	0	0,0	0	0,0	n.d.	*****	n.d.	n.d.	n.d.
B2d carazolol	16	0	0,0	0	0,0	n.d.	*****	n.d.	n.d.	n.d.
B2d propionylpromazine	16	0	0,0	0	0,0	n.d.	*****	n.d.	n.d.	n.d.
B3c cadmium	24	24	100,0	2	8,3	0,530	0,627	0,195	1,272	2,240
B3c lead	24	19	79,2	0	0,0	0,038	0,037	n.d.	0,078	0,120

Analyte	hygienic limit (HL)	under 50%	50-75%	75-100%	100-150%	150-200%	over 200%
B2d carazolol	15,00000 ug/kg	16	0	0	0	0	0
B3c cadmium	1,00000 mg/kg	11	6	4	1 + 1*	0	1
B3c lead	0,50000 mg/kg	24	0	0	0	0	0

\* compliant (within expanded uncertainty of measurement)

## Cows - kidney - monitoring - list of non-compliant results

Sampling	cadastral district	district	value
<b>cadmium - kidney</b>			
24.3.2010	Struznice	Ceska Lipa	2,240 mg/kg
18.10.2010	Nesvacily pod Tremsinem	Pribram	1,439 mg/kg

## Cows - urine - monitoring (µg/l)

Analyte	n	posit.	%pos.	n+	%+	median	average	10% quantil	90% quantil	maximum
A1 dienestrol	41	0	0,0	0	0,0	n.d.	*****	n.d.	n.d.	n.d.
A1 diethylstilbestrol	41	0	0,0	0	0,0	n.d.	*****	n.d.	n.d.	n.d.
A1 hexestrol	41	0	0,0	0	0,0	n.d.	*****	n.d.	n.d.	n.d.
A2 methylthiouracil	58	0	0,0	0	0,0	n.d.	*****	n.d.	n.d.	n.d.
A2 propylthiouracil	58	0	0,0	0	0,0	n.d.	*****	n.d.	n.d.	n.d.
A2 tapazole	58	0	0,0	0	0,0	n.d.	*****	n.d.	n.d.	n.d.
A2 thiouracil	58	0	0,0	0	0,0	n.d.	*****	n.d.	n.d.	n.d.
A3 16-beta-hydroxy-stanozolol	5	0	0,0	0	0,0	n.d.	*****	n.d.	n.d.	n.d.
A3 17-beta-19-nortestosterone	12	0	0,0	0	0,0	n.d.	*****	n.d.	n.d.	n.d.
A3 boldenon	4	0	0,0	0	0,0	n.d.	*****	n.d.	n.d.	n.d.
A3 dexamethasone	8	0	0,0	0	0,0	n.d.	*****	n.d.	n.d.	n.d.
A3 ethinylestradiol	12	0	0,0	0	0,0	n.d.	*****	n.d.	n.d.	n.d.
A3 methylboldenone	4	0	0,0	0	0,0	n.d.	*****	n.d.	n.d.	n.d.
A3 methyltestosterone	13	0	0,0	0	0,0	n.d.	*****	n.d.	n.d.	n.d.
A3 stanozolol	5	0	0,0	0	0,0	n.d.	*****	n.d.	n.d.	n.d.
A3 trenbolon	8	0	0,0	0	0,0	n.d.	*****	n.d.	n.d.	n.d.
A3 triamcinolone	8	0	0,0	0	0,0	n.d.	*****	n.d.	n.d.	n.d.
A4 zearalanon	38	0	0,0	0	0,0	n.d.	*****	n.d.	n.d.	n.d.
A4 taleranol	38	0	0,0	0	0,0	n.d.	*****	n.d.	n.d.	n.d.
A4 zeranol	38	0	0,0	0	0,0	n.d.	*****	n.d.	n.d.	n.d.
A5 brombuterol	26	0	0,0	0	0,0	n.d.	*****	n.d.	n.d.	n.d.
A5 cimaterol	26	0	0,0	0	0,0	n.d.	*****	n.d.	n.d.	n.d.
A5 cimbuterol	26	0	0,0	0	0,0	n.d.	*****	n.d.	n.d.	n.d.
A5 clenbuterol	26	0	0,0	0	0,0	n.d.	*****	n.d.	n.d.	n.d.
A5 isoxsuprine	26	0	0,0	0	0,0	n.d.	*****	n.d.	n.d.	n.d.
A5 mabuterol	26	0	0,0	0	0,0	n.d.	*****	n.d.	n.d.	n.d.
A5 mapenterol	26	0	0,0	0	0,0	n.d.	*****	n.d.	n.d.	n.d.
A5 ractopamin	26	0	0,0	0	0,0	n.d.	*****	n.d.	n.d.	n.d.
A5 ritodrin	26	0	0,0	0	0,0	n.d.	*****	n.d.	n.d.	n.d.
A5 salbutamol	26	0	0,0	0	0,0	n.d.	*****	n.d.	n.d.	n.d.
A5 terbutalin	26	0	0,0	0	0,0	n.d.	*****	n.d.	n.d.	n.d.
A5 tulobuterol	26	0	0,0	0	0,0	n.d.	*****	n.d.	n.d.	n.d.
A5 zilpaterol	26	0	0,0	0	0,0	n.d.	*****	n.d.	n.d.	n.d.
A6 chloramphenicol	55	0	0,0	0	0,0	n.d.	*****	n.d.	n.d.	n.d.

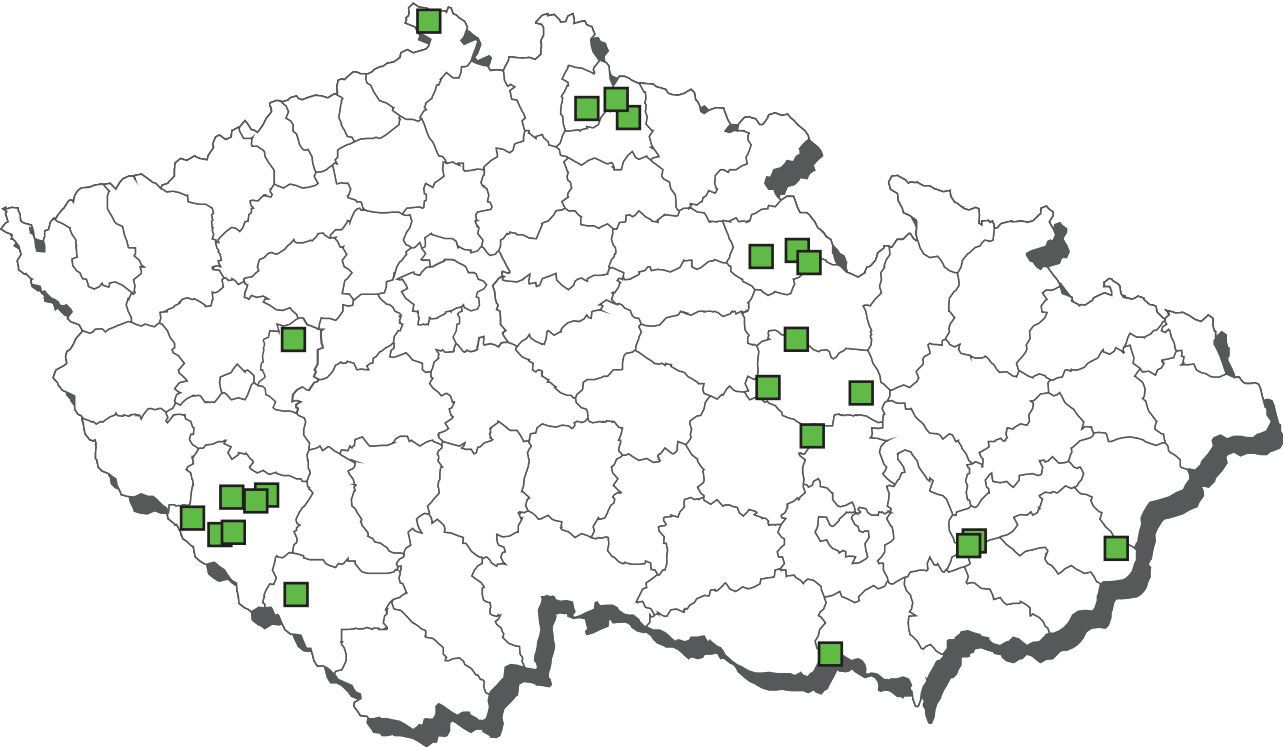
**Cows - serum - monitoring (value in µg/l)**

Analyte	n	posit.	%pos.	n+	%+	median	average	10% quantil	90% quantil	maximum
A6 dimetridazole	2	0	0,0	0	0,0	n.d.	*****	-	-	n.d.
A6 HMMNI	2	0	0,0	0	0,0	n.d.	*****	-	-	n.d.
A6 metronidazole a MNZOH	2	0	0,0	0	0,0	n.d.	*****	-	-	n.d.
A6 MNZOH	2	0	0,0	0	0,0	n.d.	*****	-	-	n.d.
A6 ronidazole	2	0	0,0	0	0,0	n.d.	*****	-	-	n.d.

**Cows - kidney fat - monitoring (µg/kg)**

Analyte	n	posit.	%pos.	n+	%+	median	average	10% quantil	90% quantil	maximum
A3 17-alfa-acetoxypogesterone ac.	6	0	0,0	0	0,0	n.d.	*****	-	-	n.d.
A3 chloromadinone acetate	6	0	0,0	0	0,0	n.d.	*****	-	-	n.d.
A3 medroxyprogesterone ac.	6	0	0,0	0	0,0	n.d.	*****	-	-	n.d.
A3 megestrolacetat	6	0	0,0	0	0,0	n.d.	*****	-	-	n.d.

# Residues monitoring 2010 - sampling of sheep



## Sheep - overlimits findings 2010



- cadmium - liver
- cadmium - kidneys

Sheep - muscle - monitoring (µg/kg)

mg/kg mg/kg of fat

Analyte	n	posit.	%pos.	n+	%+	median	average	10% quantil	90% quantil	maximum
A6 dimetridazole	1	0	0,0	0	0,0	n.d.	-	-	-	-
A6 HMMNI	1	0	0,0	0	0,0	n.d.	-	-	-	-
A6 chloramphenicol	1	0	0,0	0	0,0	n.d.	-	-	-	-
A6 metronidazole a MNZOH	1	0	0,0	0	0,0	n.d.	-	-	-	-
A6 MNZOH	1	0	0,0	0	0,0	n.d.	-	-	-	-
A6 ronidazole	1	0	0,0	0	0,0	n.d.	-	-	-	-
B1 betalactam atb	10	0	0,0	0	0,0	n.d.	*****	n.d.	n.d.	n.d.
B1 danofloxacin	10	1	10,0	0	0,0	n.d.	18,200	n.d.	50,000	50,000
B1 enrofloxacin	10	1	10,0	0	0,0	n.d.	18,900	n.d.	50,000	50,000
B1 flumequine	10	0	0,0	0	0,0	n.d.	*****	n.d.	n.d.	n.d.
B1 gentamicine, neomycin	10	0	0,0	0	0,0	n.d.	*****	n.d.	n.d.	n.d.
B1 Oxolinic acid	10	0	0,0	0	0,0	n.d.	*****	n.d.	n.d.	n.d.
B1 macrolides	10	0	0,0	0	0,0	n.d.	*****	n.d.	n.d.	n.d.
B1 streptomycines	10	0	0,0	0	0,0	n.d.	*****	n.d.	n.d.	n.d.
B1 sulfadiazine	10	0	0,0	0	0,0	n.d.	*****	n.d.	n.d.	n.d.
B1 sulfadimethoxine	10	0	0,0	0	0,0	n.d.	*****	n.d.	n.d.	n.d.
B1 sulfadimidine	10	0	0,0	0	0,0	n.d.	*****	n.d.	n.d.	n.d.
B1 sulfadoxine	10	0	0,0	0	0,0	n.d.	*****	n.d.	n.d.	n.d.
B1 sulfachlorpyridazine	10	0	0,0	0	0,0	n.d.	*****	n.d.	n.d.	n.d.
B1 sulfamerazine	10	0	0,0	0	0,0	n.d.	*****	n.d.	n.d.	n.d.
B1 sulfamethoxazole	10	0	0,0	0	0,0	n.d.	*****	n.d.	n.d.	n.d.
B1 sulfamethoxydiazine	10	0	0,0	0	0,0	n.d.	*****	n.d.	n.d.	n.d.
B1 sulfaquinoxaline	10	0	0,0	0	0,0	n.d.	*****	n.d.	n.d.	n.d.
B1 sulfathiazole	10	0	0,0	0	0,0	n.d.	*****	n.d.	n.d.	n.d.
B1 tetracyclines	10	0	0,0	0	0,0	n.d.	*****	n.d.	n.d.	n.d.
B2a oxfendazole (incl. metabolites)	1	0	0,0	0	0,0	n.d.	-	-	-	-
B2c aldicarb	3	0	0,0	0	0,0	n.d.	*****	-	-	n.d.
B2c carbofuran	3	0	0,0	0	0,0	n.d.	*****	-	-	n.d.
B2c lambda-cyhalothrin	3	0	0,0	0	0,0	n.d.	*****	-	-	n.d.
B2c cypermethrin	3	0	0,0	0	0,0	n.d.	*****	-	-	n.d.
B2c deltamethrin	3	0	0,0	0	0,0	n.d.	*****	-	-	n.d.
B2c methiocarb	3	0	0,0	0	0,0	n.d.	*****	-	-	n.d.
B2c methomyl	3	0	0,0	0	0,0	n.d.	*****	-	-	n.d.
B2c permethrin	3	0	0,0	0	0,0	n.d.	*****	-	-	n.d.
B2c propoxur	3	0	0,0	0	0,0	n.d.	*****	-	-	n.d.
B2e carprofen	1	0	0,0	0	0,0	n.d.	-	-	-	-
B2e diclofenac	1	0	0,0	0	0,0	n.d.	-	-	-	-
B2e flunixin	1	0	0,0	0	0,0	n.d.	-	-	-	-
B2e ibuprofen	1	0	0,0	0	0,0	n.d.	-	-	-	-
B2e mefenamic acid	1	0	0,0	0	0,0	n.d.	-	-	-	-
B2e meloxicam	1	0	0,0	0	0,0	n.d.	-	-	-	-
B2e oxyphenbutazone	1	0	0,0	0	0,0	n.d.	-	-	-	-
B2e phenylbutazone	1	0	0,0	0	0,0	n.d.	-	-	-	-
B2e tolfenamic acid	1	0	0,0	0	0,0	n.d.	-	-	-	-
B3a alfa-HCH	2	0	0,0	0	0,0	n.d.	*****	-	-	n.d.
B3a beta-HCH	2	0	0,0	0	0,0	n.d.	*****	-	-	n.d.
B3a DDT sum	2	2	100,0	0	0,0	0,005	0,005	-	-	0,005
B3a dieldrin	2	0	0,0	0	0,0	n.d.	*****	-	-	n.d.
B3a endosulfan	2	0	0,0	0	0,0	n.d.	*****	-	-	n.d.
B3a endrin	2	0	0,0	0	0,0	n.d.	*****	-	-	n.d.
B3a lindane	2	0	0,0	0	0,0	n.d.	*****	-	-	n.d.
B3a heptachlor	2	0	0,0	0	0,0	n.d.	*****	-	-	n.d.
B3a HCB	2	1	50,0	0	0,0	0,006	0,006	-	-	0,010
B3a chlordan	2	0	0,0	0	0,0	n.d.	*****	-	-	n.d.
B3a PCB sum	2	0	0,0	0	0,0	n.d.	*****	-	-	n.d.
B3c arsenic	3	1	33,3	0	0,0	n.d.	0,003	-	-	0,005
B3c cadmium	3	0	0,0	0	0,0	n.d.	*****	-	-	n.d.
B3c lead	3	0	0,0	0	0,0	n.d.	*****	-	-	n.d.
B3c mercury	3	1	33,3	0	0,0	n.d.	0,001	-	-	0,001

## Sheep - muscle - monitoring (continuation)

Analyte	hygienic limit (HL)	under 50%	50-75%	75-100%	100-150%	150-200%	over 200%
B1 danofloxacin	200,00000 ug/kg	10	0	0	0	0	0
B1 enrofloxacin	100,00000 ug/kg	10	0	0	0	0	0
B1 flumequine	200,00000 ug/kg	10	0	0	0	0	0
B1 Oxolinic acid	100,00000 ug/kg	10	0	0	0	0	0
B1 sulfachlorpyridazine	100,00000 ug/kg	10	0	0	0	0	0
B1 sulfadiazine	100,00000 ug/kg	10	0	0	0	0	0
B1 sulfadimethoxine	100,00000 ug/kg	10	0	0	0	0	0
B1 sulfadimidine	100,00000 ug/kg	10	0	0	0	0	0
B1 sulfadoxine	100,00000 ug/kg	10	0	0	0	0	0
B1 sulfamerazine	100,00000 ug/kg	10	0	0	0	0	0
B1 sulfamethoxazole	100,00000 ug/kg	10	0	0	0	0	0
B1 sulfamethoxydiazine	100,00000 ug/kg	10	0	0	0	0	0
B1 sulfaquinoxaline	100,00000 ug/kg	10	0	0	0	0	0
B1 sulfathiazole	100,00000 ug/kg	10	0	0	0	0	0
B2a oxfendazole (incl. metabolites)	50,00000 ug/kg	1	0	0	0	0	0
B2c aldicarb	0,01000 mg/kg	3	0	0	0	0	0
B2c carbofuran	0,10000 mg/kg	3	0	0	0	0	0
B2c lambda-cyhalothrin	0,50000 mg/kg of fat	3	0	0	0	0	0
B2c cypermethrin	0,20000 mg/kg of fat	3	0	0	0	0	0
B2c deltamethrin	0,01000 mg/kg	3	0	0	0	0	0
B2c methiocarb	0,05000 mg/kg	3	0	0	0	0	0
B2c methomyl	0,02000 mg/kg	3	0	0	0	0	0
B2c permethrin	0,50000 mg/kg of fat	3	0	0	0	0	0
B2c propoxur	0,05000 mg/kg	3	0	0	0	0	0
B3a alfa-HCH	0,20000 mg/kg of fat	2	0	0	0	0	0
B3a beta-HCH	0,10000 mg/kg of fat	2	0	0	0	0	0
B3a chlordan	1,00000 mg/kg of fat	2	0	0	0	0	0
B3a DDT sum	0,10000 mg/kg of fat	2	0	0	0	0	0
B3a dieldrin	0,02000 mg/kg of fat	2	0	0	0	0	0
B3a endosulfan	0,05000 mg/kg of fat	2	0	0	0	0	0
B3a endrin	0,02000 mg/kg of fat	2	0	0	0	0	0
B3a lindane	0,20000 mg/kg of fat	2	0	0	0	0	0
B3a heptachlor	0,20000 mg/kg of fat	2	0	0	0	0	0
B3a HCB	0,05000 mg/kg of fat	2	0	0	0	0	0
B3a PCB sum	0,20000 mg/kg of fat	2	0	0	0	0	0
B3c arsenic	0,10000 mg/kg	3	0	0	0	0	0
B3c cadmium	0,05000 mg/kg	3	0	0	0	0	0
B3c lead	0,10000 mg/kg	3	0	0	0	0	0
B3c mercury	0,05000 mg/kg	3	0	0	0	0	0

Sheep - liver - monitoring (µg/kg)

mg/kg

Analyte	n	posit.	%pos.	n+	%+	median	average	10% quantil	90% quantil	maximum
A5 brombuterol	1	0	0,0	0	0,0	n.d.	-	-	-	-
A5 cimaterol	1	0	0,0	0	0,0	n.d.	-	-	-	-
A5 cimbuterol	1	0	0,0	0	0,0	n.d.	-	-	-	-
A5 clenbuterol	1	0	0,0	0	0,0	n.d.	-	-	-	-
A5 isoxsuprine	1	0	0,0	0	0,0	n.d.	-	-	-	-
A5 mabuterol	1	0	0,0	0	0,0	n.d.	-	-	-	-
A5 mapenterol	1	0	0,0	0	0,0	n.d.	-	-	-	-
A5 ractopamin	1	0	0,0	0	0,0	n.d.	-	-	-	-
A5 ritodrin	1	0	0,0	0	0,0	n.d.	-	-	-	-
A5 salbutamol	1	0	0,0	0	0,0	n.d.	-	-	-	-
A5 terbutalin	1	0	0,0	0	0,0	n.d.	-	-	-	-
A5 tulobuterol	1	0	0,0	0	0,0	n.d.	-	-	-	-
A5 zilpaterol	1	0	0,0	0	0,0	n.d.	-	-	-	-
B1 betalactam atb	10	0	0,0	0	0,0	n.d.	*****	n.d.	n.d.	n.d.
B1 gentamicine, neomycin	10	0	0,0	0	0,0	n.d.	*****	n.d.	n.d.	n.d.
B1 streptomycines	10	0	0,0	0	0,0	n.d.	*****	n.d.	n.d.	n.d.
B1 tetracyclines	10	0	0,0	0	0,0	n.d.	*****	n.d.	n.d.	n.d.
B2a abamectin	1	0	0,0	0	0,0	n.d.	-	-	-	-
B2a doramectin	1	0	0,0	0	0,0	n.d.	-	-	-	-
B2a emamectin	1	0	0,0	0	0,0	n.d.	-	-	-	-
B2a eprinomectin	1	0	0,0	0	0,0	n.d.	-	-	-	-
B2a ivermectin	1	0	0,0	0	0,0	n.d.	-	-	-	-
B2a moxidectin	1	0	0,0	0	0,0	n.d.	-	-	-	-
B2b decoquinat	1	0	0,0	0	0,0	n.d.	-	-	-	-
B2b diclazuril	1	0	0,0	0	0,0	n.d.	-	-	-	-
B2b halofuginone	1	0	0,0	0	0,0	n.d.	-	-	-	-
B2b lasalocid	1	0	0,0	0	0,0	n.d.	-	-	-	-
B2b maduramicin	1	0	0,0	0	0,0	n.d.	-	-	-	-
B2b monensin	1	0	0,0	0	0,0	n.d.	-	-	-	-
B2b narasin	1	0	0,0	0	0,0	n.d.	-	-	-	-
B2b nicarbazin	1	0	0,0	0	0,0	n.d.	-	-	-	-
B2b robenidine	1	0	0,0	0	0,0	n.d.	-	-	-	-
B2b salinomycin	1	0	0,0	0	0,0	n.d.	-	-	-	-
B3b diazinon	1	0	0,0	0	0,0	n.d.	-	-	-	-
B3b phorate	1	0	0,0	0	0,0	n.d.	-	-	-	-
B3b pirimiphos-methyl	1	0	0,0	0	0,0	n.d.	-	-	-	-
B3c cadmium	3	3	100,0	1	33,3	0,145	0,300	-	-	0,725
B3c lead	3	3	100,0	0	0,0	0,068	0,078	-	-	0,135
B3c selenium	3	3	100,0	0	0,0	0,313	0,316	-	-	0,487
B3d aflatoxin B1	1	0	0,0	0	0,0	n.d.	-	-	-	-
B3d aflatoxins (sum B1, B2, G1, G2)	1	0	0,0	0	0,0	n.d.	-	-	-	-

Analyte	hygienic limit (HL)	under 50%	50-75%	75-100%	100-150%	150-200%	over 200%
B2a moxidectin	100,00000 ug/kg	1	0	0	0	0	0
B2b halofuginone	30,00000 ug/kg	1	0	0	0	0	0
B2b lasalocid	50,00000 ug/kg	1	0	0	0	0	0
B2b maduramicin	2,00000 ug/kg	1	0	0	0	0	0
B2b monensin	8,00000 ug/kg	1	0	0	0	0	0
B2b narasin	50,00000 ug/kg	1	0	0	0	0	0
B2b nicarbazin	100,00000 ug/kg	1	0	0	0	0	0
B2b robenidine	50,00000 ug/kg	1	0	0	0	0	0
B2b salinomycin	5,00000 ug/kg	1	0	0	0	0	0
B3b diazinon	0,02000 mg/kg	1	0	0	0	0	0
B3b phorate	0,05000 mg/kg	1	0	0	0	0	0
B3b pirimiphos-methyl	0,05000 mg/kg	1	0	0	0	0	0
B3c cadmium	0,50000 mg/kg	2	0	0	1	0	0
B3c lead	0,50000 mg/kg	3	0	0	0	0	0
B3d aflatoxin B1	20,00000 ug/kg	1	0	0	0	0	0
B3d aflatoxins (sum B1, B2, G1, G2)	40,00000 ug/kg	1	0	0	0	0	0

Sheep - liver - monitoring - list of non-compliant results

Samplng	cadastral district	district	value
28.4.2010	Javorna na sumave	Klatovy	0,725 mg/kg

## Sheep - kidney - monitoring (µg/kg)

mg/kg

Analyte	n	posit.	%pos.	n+	%+	median	average	10% quantil	90% quantil	maximum
A6 chlorpromazine	1	0	0,0	0	0,0	n.d.	-	-	-	-
B1 aminoglycosides	10	0	0,0	0	0,0	n.d.	*****	n.d.	n.d.	n.d.
B1 betalactam atb	10	0	0,0	0	0,0	n.d.	*****	n.d.	n.d.	n.d.
B1 tetracyclines	10	0	0,0	0	0,0	n.d.	*****	n.d.	n.d.	n.d.
B2d carazolol	3	0	0,0	0	0,0	n.d.	*****	-	-	n.d.
B2d propionylpromazine	3	0	0,0	0	0,0	n.d.	*****	-	-	n.d.
B3c cadmium	3	3	100,0	2	66,7	2,400	1,910	-	-	2,980
B3c lead	3	3	100,0	0	0,0	0,056	0,058	-	-	0,064

Analyte	hygienic limit (HL)	under 50%	50-75%	75-100%	100-150%	150-200%	over 200%
B3c cadmium	1,00000 mg/kg	1	0	0	0	0	2
B3c lead	0,50000 mg/kg	3	0	0	0	0	0

## Sheep - kidney - monitoring - list of non-compliant results

Sampling	cadastral district	district	value
30.3.2010	Milence	Klatovy	2,40 mg/kg
28.4.2010	Javorna na sumave	Klatovy	2,98 mg/kg

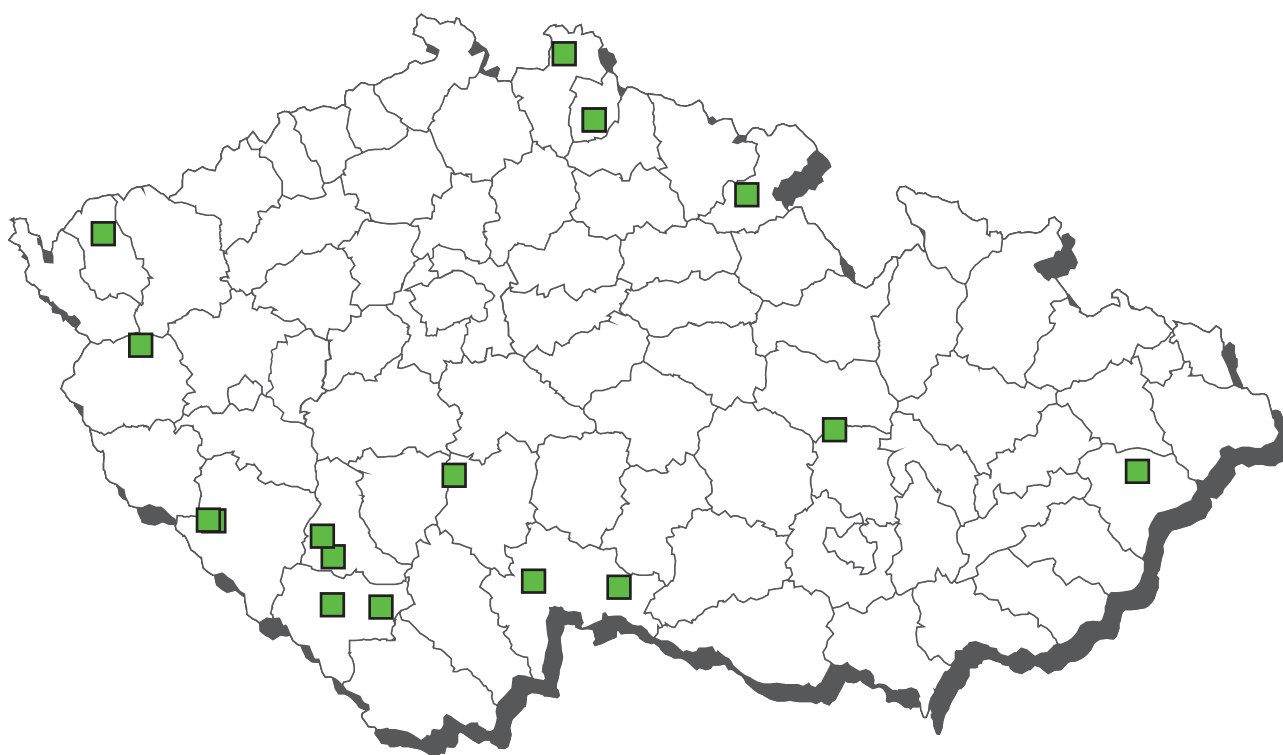
## Sheep - urine - monitoring (value in µg/l)

Analyte	n	posit.	%pos.	n+	%+	median	average	10% quantil	90% quantil	maximum
A1 dienestrol	2	0	0,0	0	0,0	n.d.	*****	-	-	n.d.
A1 diethylstilbestrol	2	0	0,0	0	0,0	n.d.	*****	-	-	n.d.
A1 hexestrol	2	0	0,0	0	0,0	n.d.	*****	-	-	n.d.
A2 methylthiouracil	2	0	0,0	0	0,0	n.d.	*****	-	-	n.d.
A2 propylthiouracil	2	0	0,0	0	0,0	n.d.	*****	-	-	n.d.
A2 tapazole	2	0	0,0	0	0,0	n.d.	*****	-	-	n.d.
A2 thiouracil	2	0	0,0	0	0,0	n.d.	*****	-	-	n.d.
A3 ethinylestradiol	1	0	0,0	0	0,0	n.d.	-	-	-	-
A3 methyltestosterone	1	0	0,0	0	0,0	n.d.	-	-	-	-
A4 zearalanon	2	0	0,0	0	0,0	n.d.	*****	-	-	n.d.
A4 taleranol	2	0	0,0	0	0,0	n.d.	*****	-	-	n.d.
A4 zeranol	2	0	0,0	0	0,0	n.d.	*****	-	-	n.d.
A5 brombuterol	1	0	0,0	0	0,0	n.d.	-	-	-	-
A5 cimaterol	1	0	0,0	0	0,0	n.d.	-	-	-	-
A5 cimbuterol	1	0	0,0	0	0,0	n.d.	-	-	-	-
A5 clenbuterol	1	0	0,0	0	0,0	n.d.	-	-	-	-
A5 isoxsuprine	1	0	0,0	0	0,0	n.d.	-	-	-	-
A5 mabuterol	1	0	0,0	0	0,0	n.d.	-	-	-	-
A5 mapenterol	1	0	0,0	0	0,0	n.d.	-	-	-	-
A5 ractopamin	1	0	0,0	0	0,0	n.d.	-	-	-	-
A5 ritodrin	1	0	0,0	0	0,0	n.d.	-	-	-	-
A5 salbutamol	1	0	0,0	0	0,0	n.d.	-	-	-	-
A5 terbutalin	1	0	0,0	0	0,0	n.d.	-	-	-	-
A5 tulobuterol	1	0	0,0	0	0,0	n.d.	-	-	-	-
A5 zilpaterol	1	0	0,0	0	0,0	n.d.	-	-	-	-

## Sheep - kidney fat - monitoring (value in µg/kg)

Analyte	n	posit.	%pos.	n+	%+	median	average	10% quantil	90% quantil	maximum
A3 17-alfa-acetoxypogesterone ac.	1	0	0,0	0	0,0	n.d.	-	-	-	-
A3 chloromadinone acetate	1	0	0,0	0	0,0	n.d.	-	-	-	-
A3 medroxyprogesterone ac.	1	0	0,0	0	0,0	n.d.	-	-	-	-
A3 megestrolacetat	1	0	0,0	0	0,0	n.d.	-	-	-	-

# Residues monitoring 2010 - sampling of goats





Goats - muscle - monitoring (µg/kg)

mg/kg

mg/kg of fat

Analyte	n	posit.	%pos.	n+	%+	median	average	10% quantil	90% quantil	maximum
A6 nitrofurantoin - AHD	1	0	0,0	0	0,0	n.d.	-	-	-	-
A6 furaltadons - AMOZ	1	0	0,0	0	0,0	n.d.	-	-	-	-
A6 furazolidone - AOZ	1	0	0,0	0	0,0	n.d.	-	-	-	-
A6 chloramphenicol	1	0	0,0	0	0,0	n.d.	-	-	-	-
A6 nitrofurazone - SEM	1	0	0,0	0	0,0	n.d.	-	-	-	-
B1 betalactam atb	4	0	0,0	0	0,0	n.d.	*****	-	-	n.d.
B1 danofloxacin	4	0	0,0	0	0,0	n.d.	-	-	-	n.d.
B1 enrofloxacin	4	0	0,0	0	0,0	n.d.	-	-	-	n.d.
B1 flumequine	4	0	0,0	0	0,0	n.d.	-	-	-	n.d.
B1 gentamicine, neomycin	4	0	0,0	0	0,0	n.d.	*****	-	-	n.d.
B1 Oxolinic acid	4	0	0,0	0	0,0	n.d.	-	-	-	n.d.
B1 macrolides	4	0	0,0	0	0,0	n.d.	*****	-	-	n.d.
B1 streptomycines	4	0	0,0	0	0,0	n.d.	-	-	-	n.d.
B1 sulfadiazine	4	0	0,0	0	0,0	n.d.	-	-	-	n.d.
B1 sulfadimethoxine	4	0	0,0	0	0,0	n.d.	-	-	-	n.d.
B1 sulfadimidine	4	0	0,0	0	0,0	n.d.	-	-	-	n.d.
B1 sulfadoxine	4	0	0,0	0	0,0	n.d.	-	-	-	n.d.
B1 sulfachlorpyridazine	4	0	0,0	0	0,0	n.d.	-	-	-	n.d.
B1 sulfamerazine	4	0	0,0	0	0,0	n.d.	-	-	-	n.d.
B1 sulfamethoxazole	4	0	0,0	0	0,0	n.d.	-	-	-	n.d.
B1 sulfamethoxydiazine	4	0	0,0	0	0,0	n.d.	-	-	-	n.d.
B1 sulfaquinoxaline	4	0	0,0	0	0,0	n.d.	-	-	-	n.d.
B1 sulfathiazole	4	0	0,0	0	0,0	n.d.	-	-	-	n.d.
B1 tetracyclines	4	0	0,0	0	0,0	n.d.	*****	-	-	n.d.
B2a oxfendazole (incl. metabolites)	1	0	0,0	0	0,0	n.d.	-	-	-	-
B2c aldicarb	1	0	0,0	0	0,0	n.d.	-	-	-	-
B2c carbofuran	1	0	0,0	0	0,0	n.d.	-	-	-	-
B2c lambda-cyhalothrin	1	0	0,0	0	0,0	n.d.	-	-	-	-
B2c cypermethrin	1	0	0,0	0	0,0	n.d.	-	-	-	-
B2c deltamethrin	1	0	0,0	0	0,0	n.d.	-	-	-	-
B2c methiocarb	1	0	0,0	0	0,0	n.d.	-	-	-	-
B2c methomyl	1	0	0,0	0	0,0	n.d.	-	-	-	-
B2c permethrin	1	0	0,0	0	0,0	n.d.	-	-	-	-
B2c propoxur	1	0	0,0	0	0,0	n.d.	-	-	-	-
B3a alfa-HCH	1	0	0,0	0	0,0	n.d.	-	-	-	-
B3a beta-HCH	1	0	0,0	0	0,0	n.d.	-	-	-	-
B3a DDT sum	1	1	100,0	0	0,0	0,035	-	-	-	-
B3a dieldrin	1	0	0,0	0	0,0	n.d.	-	-	-	-
B3a endosulfan	1	0	0,0	0	0,0	n.d.	-	-	-	-
B3a endrin	1	0	0,0	0	0,0	n.d.	-	-	-	-
B3a lindane	1	0	0,0	0	0,0	n.d.	-	-	-	-
B3a heptachlor	1	0	0,0	0	0,0	n.d.	-	-	-	-
B3a HCB	1	0	0,0	0	0,0	n.d.	-	-	-	-
B3a chlordan	1	0	0,0	0	0,0	n.d.	-	-	-	-
B3a PCB sum	1	0	0,0	0	0,0	n.d.	-	-	-	-

## Goats - muscle - monitoring (continuation)

Analyte	hygienic limit (HL)	under 50%	50-75%	75-100%	100-150%	150-200%	over 200%
B1 danofloxacin	200,00000 ug/kg	4	0	0	0	0	0
B1 enrofloxacin	100,00000 ug/kg	4	0	0	0	0	0
B1 flumequine	200,00000 ug/kg	4	0	0	0	0	0
B1 Oxolinic acid	100,00000 ug/kg	4	0	0	0	0	0
B1 sulfadiazine	100,00000 ug/kg	4	0	0	0	0	0
B1 sulfadimethoxine	100,00000 ug/kg	4	0	0	0	0	0
B1 sulfadimidine	100,00000 ug/kg	4	0	0	0	0	0
B1 sulfadoxine	100,00000 ug/kg	4	0	0	0	0	0
B1 sulfachlorpyridazine	100,00000 ug/kg	4	0	0	0	0	0
B1 sulfamerazine	100,00000 ug/kg	4	0	0	0	0	0
B1 sulfamethoxazole	100,00000 ug/kg	4	0	0	0	0	0
B1 sulfamethoxydiazine	100,00000 ug/kg	4	0	0	0	0	0
B1 sulfaquinoxaline	100,00000 ug/kg	4	0	0	0	0	0
B1 sulfathiazole	100,00000 ug/kg	4	0	0	0	0	0
B2a oxfendazole (incl. metabolites)	50,00000 ug/kg	1	0	0	0	0	0
B2c aldicarb	0,01000 mg/kg	1	0	0	0	0	0
B2c carbofuran	0,10000 mg/kg	1	0	0	0	0	0
B2c lambda-cyhalothrin	0,05000 mg/kg	1	0	0	0	0	0
B2c cypermethrin	0,02000 mg/kg	1	0	0	0	0	0
B2c deltamethrin	0,01000 mg/kg	1	0	0	0	0	0
B2c methiocarb	0,05000 mg/kg	1	0	0	0	0	0
B2c methomyl	0,02000 mg/kg	1	0	0	0	0	0
B2c permethrin	0,05000 mg/kg	1	0	0	0	0	0
B2c propoxur	0,05000 mg/kg	1	0	0	0	0	0
B3a alfa-HCH	0,02000 mg/kg	1	0	0	0	0	0
B3a beta-HCH	0,01000 mg/kg	1	0	0	0	0	0
B3a DDT sum	0,10000 mg/kg	1	0	0	0	0	0
B3a dieldrin	0,02000 mg/kg	1	0	0	0	0	0
B3a endosulfan	0,01000 mg/kg	1	0	0	0	0	0
B3a endrin	0,01000 mg/kg	1	0	0	0	0	0
B3a lindane	0,01000 mg/kg	1	0	0	0	0	0
B3a heptachlor	0,02000 mg/kg	1	0	0	0	0	0
B3a HCB	0,02000 mg/kg	1	0	0	0	0	0
B3a chlordan	0,01000 mg/kg	1	0	0	0	0	0
B3a PCB sum	0,20000 mg/kg of fat	1	0	0	0	0	0

**Goats - liver - monitoring (µg/kg)**

**mg/kg**

Analyte	n	posit.	%pos.	n+	%+	median	average	10% quantil	90% quantil	maximum
B1 betalactam atb	4	0	0,0	0	0,0	n.d.	*****	-	-	n.d.
B1 gentamicine, neomycin	4	0	0,0	0	0,0	n.d.	*****	-	-	n.d.
B1 streptomycines	4	0	0,0	0	0,0	n.d.	*****	-	-	n.d.
B1 tetracyclines	4	0	0,0	0	0,0	n.d.	*****	-	-	n.d.
B2a abamectin	1	0	0,0	0	0,0	n.d.	-	-	-	-
B2a doramectin	1	0	0,0	0	0,0	n.d.	-	-	-	-
B2a emamectin	1	0	0,0	0	0,0	n.d.	-	-	-	-
B2a eprinomectin	1	0	0,0	0	0,0	n.d.	-	-	-	-
B2a ivermectin	1	0	0,0	0	0,0	n.d.	-	-	-	-
B2a moxidectin	1	0	0,0	0	0,0	n.d.	-	-	-	-
B2b decoquinat	1	0	0,0	0	0,0	n.d.	-	-	-	-
B2b diclazuril	1	0	0,0	0	0,0	n.d.	-	-	-	-
B2b halofuginone	1	0	0,0	0	0,0	n.d.	-	-	-	-
B2b lasalocid	1	0	0,0	0	0,0	n.d.	-	-	-	-
B2b maduramicin	1	0	0,0	0	0,0	n.d.	-	-	-	-
B2b monensin	1	0	0,0	0	0,0	n.d.	-	-	-	-
B2b narasin	1	0	0,0	0	0,0	n.d.	-	-	-	-
B2b nicarbazin	1	0	0,0	0	0,0	n.d.	-	-	-	-
B2b robenidine	1	0	0,0	0	0,0	n.d.	-	-	-	-
B2b salinomycin	1	0	0,0	0	0,0	n.d.	-	-	-	-
B3b diazinon	1	0	0,0	0	0,0	n.d.	-	-	-	-
B3b phorate	1	0	0,0	0	0,0	n.d.	-	-	-	-
B3b pirimiphos-methyl	1	0	0,0	0	0,0	n.d.	-	-	-	-
B3d aflatoxin B1	1	0	0,0	0	0,0	n.d.	-	-	-	-
B3d aflatoxins (sum B1, B2, G1, G2)	1	0	0,0	0	0,0	n.d.	-	-	-	-

Analyte	hygienic limit (HL)	under 50%	50-75%	75-100%	100-150%	150-200%	over 200%
B2b decoquinat	20,00000 ug/kg	1	0	0	0	0	0
B2b halofuginone	30,00000 ug/kg	1	0	0	0	0	0
B2b lasalocid	50,00000 ug/kg	1	0	0	0	0	0
B2b maduramicin	2,00000 ug/kg	1	0	0	0	0	0
B2b monensin	8,00000 ug/kg	1	0	0	0	0	0
B2b narasin	50,00000 ug/kg	1	0	0	0	0	0
B2b nicarbazin	100,00000 ug/kg	1	0	0	0	0	0
B2b robenidine	50,00000 ug/kg	1	0	0	0	0	0
B2b salinomycin	5,00000 ug/kg	1	0	0	0	0	0
B3b diazinon	0,02000 mg/kg	1	0	0	0	0	0
B3b phorate	0,05000 mg/kg	1	0	0	0	0	0
B3b pirimiphos-methyl	0,05000 mg/kg	1	0	0	0	0	0
B3d aflatoxin B1	20,00000 ug/kg	1	0	0	0	0	0
B3d aflatoxins (sum B1, B2, G1, G2)	40,00000 ug/kg	1	0	0	0	0	0

**Goats - kidney - monitoring (µg/kg)**

**mg/kg**

Analyte	n	posit.	%pos.	n+	%+	median	average	10% quantil	90% quantil	maximum
A6 chlorpromazine	1	0	0,0	0	0,0	n.d.	-	-	-	-
B1 aminoglycosides	4	0	0,0	0	0,0	n.d.	*****	-	-	n.d.
B1 betalactam atb	4	0	0,0	0	0,0	n.d.	*****	-	-	n.d.
B1 tetracyclines	4	0	0,0	0	0,0	n.d.	*****	-	-	n.d.
B2d carazolol	1	0	0,0	0	0,0	n.d.	-	-	-	-
B2d propionylpromazine	1	0	0,0	0	0,0	n.d.	-	-	-	-

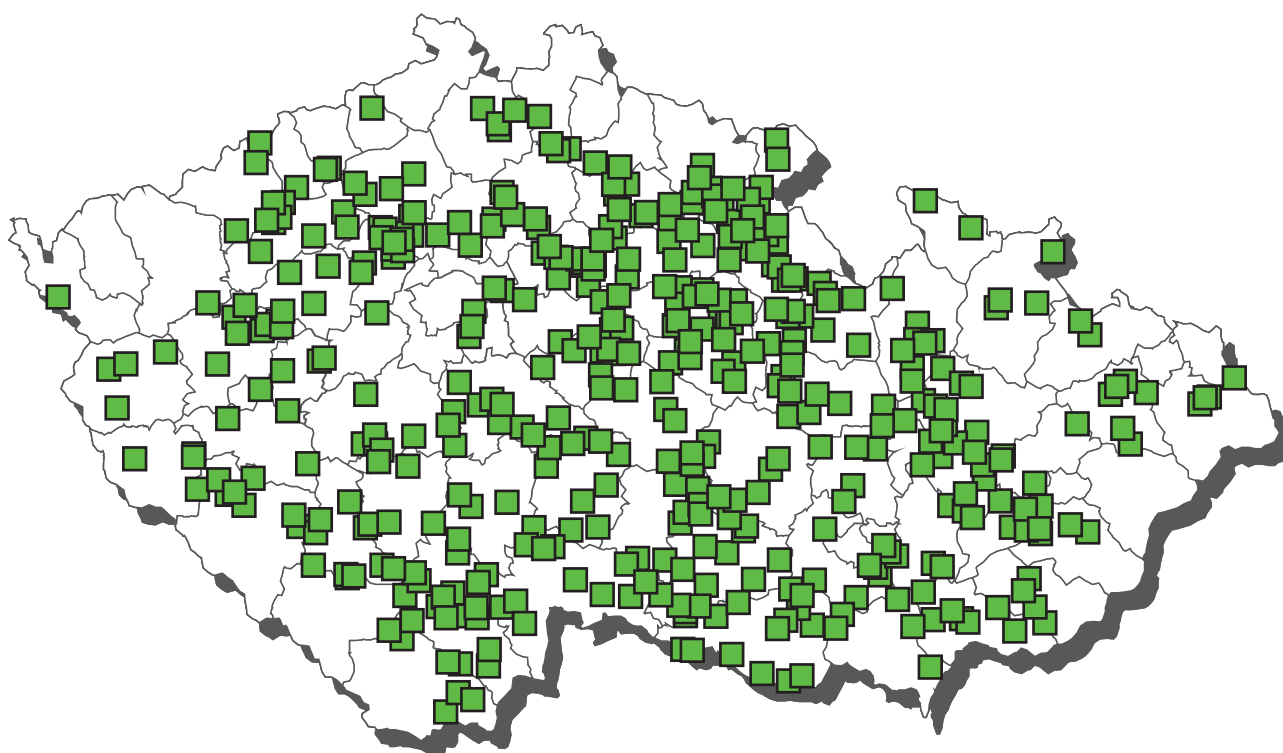
### Goats - urine - monitoring (value in µg/l)

Analyte	n	posit.	%pos.	n+	%+	median	average	10% quantil	90% quantil	maximum
A1 dienestrol	1	0	0,0	0	0,0	n.d.	-	-	-	-
A1 diethylstilbestrol	1	0	0,0	0	0,0	n.d.	-	-	-	-
A1 hexestrol	1	0	0,0	0	0,0	n.d.	-	-	-	-
A2 methylthiouracil	1	0	0,0	0	0,0	n.d.	-	-	-	-
A2 propylthiouracil	1	0	0,0	0	0,0	n.d.	-	-	-	-
A2 tapazole	1	0	0,0	0	0,0	n.d.	-	-	-	-
A2 thiouracil	1	0	0,0	0	0,0	n.d.	-	-	-	-
A3 17-beta-19-nortestosterone	1	0	0,0	0	0,0	n.d.	-	-	-	-
A3 dexamethasone	1	0	0,0	0	0,0	n.d.	-	-	-	-
A3 triamcinolone	1	0	0,0	0	0,0	n.d.	-	-	-	-
A4 zearalanon	1	0	0,0	0	0,0	n.d.	-	-	-	-
A4 taleranol	2	0	0,0	0	0,0	n.d.	*****	-	-	n.d.
A4 zeranol	2	0	0,0	0	0,0	n.d.	*****	-	-	n.d.
A5 brombuterol	1	0	0,0	0	0,0	n.d.	-	-	-	-
A5 cimaterol	1	0	0,0	0	0,0	n.d.	-	-	-	-
A5 cimbuterol	1	0	0,0	0	0,0	n.d.	-	-	-	-
A5 clenbuterol	1	0	0,0	0	0,0	n.d.	-	-	-	-
A5 isoxsuprine	1	0	0,0	0	0,0	n.d.	-	-	-	-
A5 mabuterol	1	0	0,0	0	0,0	n.d.	-	-	-	-
A5 mapenterol	1	0	0,0	0	0,0	n.d.	-	-	-	-
A5 ractopamin	1	0	0,0	0	0,0	n.d.	-	-	-	-
A5 ritodrin	1	0	0,0	0	0,0	n.d.	-	-	-	-
A5 salbutamol	1	0	0,0	0	0,0	n.d.	-	-	-	-
A5 terbutalin	1	0	0,0	0	0,0	n.d.	-	-	-	-
A5 tulobuterol	1	0	0,0	0	0,0	n.d.	-	-	-	-
A5 zilpaterol	1	0	0,0	0	0,0	n.d.	-	-	-	-

### Goats - kidney fat - monitoring (µg/kg)

Analyte	n	posit.	%pos.	n+	%+	median	average	10% quantil	90% quantil	maximum
A3 17-alfa-acetoxypogesterone ac.	1	0	0,0	0	0,0	n.d.	-	-	-	-
A3 chloromadinone acetate	1	0	0,0	0	0,0	n.d.	-	-	-	-
A3 medroxyprogesterone ac.	1	0	0,0	0	0,0	n.d.	-	-	-	-
A3 megestrolacetat	1	0	0,0	0	0,0	n.d.	-	-	-	-

# Residues monitoring 2010 - sampling of pigs



Pigs - muscle - monitoring (µg/kg)

mg/kg	mg/kg of fat
Bq/kg	pg/g of fat

Analyte	n	posit.	%pos.	n+	%+	median	average	10% quantil	90% quantil	maximum
A6 nitrofurantoin - AHD	40	0	0,0	0	0,0	n.d.	*****	n.d.	n.d.	n.d.
A6 furaltadons - AMOZ	40	0	0,0	0	0,0	n.d.	*****	n.d.	n.d.	n.d.
A6 furazolidone - AOZ	40	0	0,0	0	0,0	n.d.	*****	n.d.	n.d.	n.d.
A6 dapson	15	0	0,0	0	0,0	n.d.	*****	n.d.	n.d.	n.d.
A6 dimetridazole	40	0	0,0	0	0,0	n.d.	*****	n.d.	n.d.	n.d.
A6 HMMNI	40	0	0,0	0	0,0	n.d.	*****	n.d.	n.d.	n.d.
A6 chloramphenicol	140	0	0,0	0	0,0	n.d.	*****	n.d.	n.d.	n.d.
A6 metronidazole a MNZOH	40	0	0,0	0	0,0	n.d.	*****	n.d.	n.d.	n.d.
A6 MNZOH	40	0	0,0	0	0,0	n.d.	*****	n.d.	n.d.	n.d.
A6 ronidazole	40	0	0,0	0	0,0	n.d.	*****	n.d.	n.d.	n.d.
A6 nitrofurazone - SEM	40	0	0,0	0	0,0	n.d.	*****	n.d.	n.d.	n.d.
B1 amoxiciline	1	1	100,0	0	0,0	22,400	-	-	-	-
B1 ampiciline	1	0	0,0	0	0,0	n.d.	-	-	-	-
B1 benzylpeniciline	1	0	0,0	0	0,0	n.d.	-	-	-	-
B1 betalactam atb	210	1*	0,5	0	0,0	n.d.	*****	n.d.	n.d.	n.d.
B1 cefalexin	1	0	0,0	0	0,0	n.d.	-	-	-	-
B1 cefalonium	1	0	0,0	0	0,0	n.d.	-	-	-	-
B1 cefaperazon	1	0	0,0	0	0,0	n.d.	-	-	-	-
B1 cefazolin	1	0	0,0	0	0,0	n.d.	-	-	-	-
B1 cefquinom	1	0	0,0	0	0,0	n.d.	-	-	-	-
B1 ceftiofur	1	0	0,0	0	0,0	n.d.	-	-	-	-
B1 cephapirin	1	0	0,0	0	0,0	n.d.	-	-	-	-
B1 cloxacilin	1	0	0,0	0	0,0	n.d.	-	-	-	-
B1 danofloxacin	210	0	0,0	0	0,0	n.d.	*****	n.d.	n.d.	n.d.
B1 dicloxacilin	1	0	0,0	0	0,0	n.d.	-	-	-	-
B1 dihydrostreptomycine	1	0	0,0	0	0,0	n.d.	-	-	-	-
B1 doxycycline	3	0	0,0	0	0,0	n.d.	*****	-	-	n.d.
B1 enrofloxacin	210	1	0,5	0	0,0	n.d.	19,314	n.d.	n.d.	50,000
B1 flumequine	210	0	0,0	0	0,0	n.d.	*****	n.d.	n.d.	n.d.
B1 gentamicine	1	0	0,0	0	0,0	n.d.	-	-	-	-
B1 gentamicine, neomycin	210	0	0,0	0	0,0	n.d.	*****	n.d.	n.d.	n.d.
B1 chlortetracycline	3	1	33,3	0	0,0	n.d.	34,900	-	-	74,700
B1 Oxolinic acid	210	0	0,0	0	0,0	n.d.	*****	n.d.	n.d.	n.d.
B1 macrolides	210	0	0,0	0	0,0	n.d.	*****	n.d.	n.d.	n.d.
B1 nafcilin	1	0	0,0	0	0,0	n.d.	-	-	-	-
B1 neomycine	1	0	0,0	0	0,0	n.d.	-	-	-	-
B1 oxacilin	1	0	0,0	0	0,0	n.d.	-	-	-	-
B1 oxytetracycline	3	0	0,0	0	0,0	n.d.	*****	-	-	n.d.
B1 penicilin V	1	0	0,0	0	0,0	n.d.	-	-	-	-
B1 streptomycine	1	0	0,0	0	0,0	n.d.	-	-	-	-
B1 streptomycines	210	1	0,5	0	0,0	n.d.	12,220	n.d.	n.d.	103,700
B1 sulfadiazine	210	0	0,0	0	0,0	n.d.	*****	n.d.	n.d.	n.d.
B1 sulfadimethoxine	210	0	0,0	0	0,0	n.d.	*****	n.d.	n.d.	n.d.
B1 sulfadimidine	210	0	0,0	0	0,0	n.d.	*****	n.d.	n.d.	n.d.
B1 sulfadoxine	210	0	0,0	0	0,0	n.d.	*****	n.d.	n.d.	n.d.
B1 sulfachlorpyridazine	210	0	0,0	0	0,0	n.d.	*****	n.d.	n.d.	n.d.
B1 sulfamerazine	210	0	0,0	0	0,0	n.d.	*****	n.d.	n.d.	n.d.
B1 sulfamethoxazole	210	0	0,0	0	0,0	n.d.	*****	n.d.	n.d.	n.d.
B1 sulfamethoxydiazine	210	0	0,0	0	0,0	n.d.	*****	n.d.	n.d.	n.d.
B1 sulfaquinoxaline	210	0	0,0	0	0,0	n.d.	*****	n.d.	n.d.	n.d.
B1 sulfathiazole	210	0	0,0	0	0,0	n.d.	*****	n.d.	n.d.	n.d.
B1 tetracycline	3	0	0,0	0	0,0	n.d.	*****	-	-	n.d.
B1 tetracyclines	210	1*	0,5	0	0,0	n.d.	*****	n.d.	n.d.	n.d.
B1 valnemulin	210	0	0,0	0	0,0	n.d.	*****	n.d.	n.d.	n.d.
B2a albendazole (incl. metabolites)	10	0	0,0	0	0,0	n.d.	*****	n.d.	n.d.	n.d.
B2a fenbendazole (incl. metabolites)	10	0	0,0	0	0,0	n.d.	*****	n.d.	n.d.	n.d.
B2a levamisole	10	0	0,0	0	0,0	n.d.	*****	n.d.	n.d.	n.d.
B2a oxfendazole (incl. metabolites)	23	0	0,0	0	0,0	n.d.	*****	n.d.	n.d.	n.d.
B2a thiabendazole (incl. metabolites)	10	0	0,0	0	0,0	n.d.	*****	n.d.	n.d.	n.d.
B2a triclabendazole (incl. metabolites)	10	0	0,0	0	0,0	n.d.	*****	n.d.	n.d.	n.d.
B2c aldicarb	103	0	0,0	0	0,0	n.d.	*****	n.d.	n.d.	n.d.
B2c carbofuran	103	0	0,0	0	0,0	n.d.	*****	n.d.	n.d.	n.d.
B2c lambda-cyhalothrin	103	1	1,0	0	0,0	n.d.	0,004	n.d.	n.d.	0,013
B2c cypermethrin	103	0	0,0	0	0,0	n.d.	*****	n.d.	n.d.	n.d.
B2c deltamethrin	103	0	0,0	0	0,0	n.d.	*****	n.d.	n.d.	n.d.
B2c methiocarb	103	0	0,0	0	0,0	n.d.	*****	n.d.	n.d.	n.d.
B2c methomyl	103	0	0,0	0	0,0	n.d.	*****	n.d.	n.d.	n.d.
B2c permethrin	103	0	0,0	0	0,0	n.d.	*****	n.d.	n.d.	n.d.
B2c propoxur	103	0	0,0	0	0,0	n.d.	*****	n.d.	n.d.	n.d.

**Pigs - muscle - monitoring (µg/kg)**  
**(continuation)**

<b>mg/kg</b>	<b>mg/kg of fat</b>
<b>Bq/kg</b>	<b>pg/g of fat</b>

Analyte	n	posit.	%pos.	n+	%+	median	average	10% quantil	90% quantil	maximum
B2e carprofen	30	0	0,0	0	0,0	n.d.	*****	n.d.	n.d.	n.d.
B2e diclofenac	30	0	0,0	0	0,0	n.d.	*****	n.d.	n.d.	n.d.
B2e flunixin	30	0	0,0	0	0,0	n.d.	*****	n.d.	n.d.	n.d.
B2e ibuprofen	30	0	0,0	0	0,0	n.d.	*****	n.d.	n.d.	n.d.
B2e mefenamic acid	30	0	0,0	0	0,0	n.d.	*****	n.d.	n.d.	n.d.
B2e meloxicam	30	0	0,0	0	0,0	n.d.	*****	n.d.	n.d.	n.d.
B2e oxyphenbutazone	30	0	0,0	0	0,0	n.d.	*****	n.d.	n.d.	n.d.
B2e phenylbutazone	30	0	0,0	0	0,0	n.d.	*****	n.d.	n.d.	n.d.
B2e tolfenamic acid	30	0	0,0	0	0,0	n.d.	*****	n.d.	n.d.	n.d.
B3a alfa-HCH	100	0	0,0	0	0,0	n.d.	*****	n.d.	n.d.	n.d.
B3a beta-HCH	100	0	0,0	0	0,0	n.d.	*****	n.d.	n.d.	n.d.
B3a DDT sum	100	46	46,0	0	0,0	n.d.	0,015	n.d.	0,021	0,413
B3a dieldrin	100	0	0,0	0	0,0	n.d.	*****	n.d.	n.d.	n.d.
B3a endosulfan	100	0	0,0	0	0,0	n.d.	*****	n.d.	n.d.	n.d.
B3a endrin	100	0	0,0	0	0,0	n.d.	*****	n.d.	n.d.	n.d.
B3a lindane	100	0	0,0	0	0,0	n.d.	*****	n.d.	n.d.	n.d.
B3a heptachlor	100	0	0,0	0	0,0	n.d.	*****	n.d.	n.d.	n.d.
B3a HCB	100	0	0,0	0	0,0	n.d.	*****	n.d.	n.d.	n.d.
B3a chlordan	100	0	0,0	0	0,0	n.d.	*****	n.d.	n.d.	n.d.
B3a PCB sum	103	17	16,5	0	0,0	n.d.	0,006	n.d.	0,020	0,106
B3a WHO-PCDD/F-PCB-TEQ	3	3	100,0	0	0,0	0,745	0,802	-	-	0,924
B3a WHO-PCDD/F-TEQ	3	2	66,7	0	0,0	0,700	0,647	-	-	0,892
B3c arsenic	77	7	9,1	0	0,0	n.d.	0,003	n.d.	n.d.	0,010
B3c cadmium	77	2	2,6	0	0,0	n.d.	0,002	n.d.	n.d.	0,008
B3c lead	77	3	3,9	0	0,0	n.d.	0,005	n.d.	n.d.	0,024
B3c mercury	77	44	57,1	0	0,0	0,001	0,001	n.d.	0,002	0,005
B3f 2,2',3,4,4',5',6'-HeptaBDE	3	0	0,0	0	0,0	n.d.	*****	-	-	n.d.
B3f 2,2',4,4'-TetraBDE	3	0	0,0	0	0,0	n.d.	*****	-	-	n.d.
B3f 2,2',4,4',5-PentaBDE	3	0	0,0	0	0,0	n.d.	*****	-	-	n.d.
B3f 2,2',4,4',5,5'-HexaBDE	3	0	0,0	0	0,0	n.d.	*****	-	-	n.d.
B3f 2,2',4,4',5,6'-HexaBDE	3	0	0,0	0	0,0	n.d.	*****	-	-	n.d.
B3f 2,2',4,4',6-PentaBDE	3	0	0,0	0	0,0	n.d.	*****	-	-	n.d.
B3f 2,4,4'-TriBDE	3	0	0,0	0	0,0	n.d.	*****	-	-	n.d.
B3f 134 Cs	25	0	0,0	0	0,0	n.d.	*****	n.d.	n.d.	n.d.
B3f 137 Cs	25	4	16,0	0	0,0	n.d.	0,072	n.d.	0,184	0,210

\* confirmation

## Pigs - muscle - monitoring (continuation)

Analyte	hygienic limit (HL)	under 50%	50-75%	75-100%	100-150%	150-200%	over 200%
B1 amoxiciline	50,00000 ug/kg	1	0	0	0	0	0
B1 ampiciline	50,00000 ug/kg	1	0	0	0	0	0
B1 benzylpeniciline	50,00000 ug/kg	1	0	0	0	0	0
B1 danofloxacin	200,00000 ug/kg	210	0	0	0	0	0
B1 dihydrostreptomycine	500,00000 ug/kg	1	0	0	0	0	0
B1 doxycycline	100,00000 ug/kg	3	0	0	0	0	0
B1 enrofloxacin	100,00000 ug/kg	210	0	0	0	0	0
B1 flumequine	200,00000 ug/kg	210	0	0	0	0	0
B1 gentamicine	50,00000 ug/kg	1	0	0	0	0	0
B1 chlortetracycline	100,00000 ug/kg	2	1	0	0	0	0
B1 Oxolinic acid	100,00000 ug/kg	210	0	0	0	0	0
B1 neomycine	500,00000 ug/kg	1	0	0	0	0	0
B1 oxytetracycline	100,00000 ug/kg	3	0	0	0	0	0
B1 streptomycine	500,00000 ug/kg	1	0	0	0	0	0
B1 sulfadiazine	100,00000 ug/kg	210	0	0	0	0	0
B1 sulfadimethoxine	100,00000 ug/kg	210	0	0	0	0	0
B1 sulfadimidine	100,00000 ug/kg	210	0	0	0	0	0
B1 sulfadoxine	100,00000 ug/kg	210	0	0	0	0	0
B1 sulfachlorpyridazine	100,00000 ug/kg	210	0	0	0	0	0
B1 sulfamerazine	100,00000 ug/kg	210	0	0	0	0	0
B1 sulfamethoxazole	100,00000 ug/kg	210	0	0	0	0	0
B1 sulfamethoxydiazine	100,00000 ug/kg	210	0	0	0	0	0
B1 sulfaquinoxaline	100,00000 ug/kg	210	0	0	0	0	0
B1 sulfathiazole	100,00000 ug/kg	210	0	0	0	0	0
B1 tetracycline	100,00000 ug/kg	3	0	0	0	0	0
B1 valnemulin	50,00000 ug/kg	210	0	0	0	0	0
B2a fenbendazole (incl. metabolites)	50,00000 ug/kg	10	0	0	0	0	0
B2a levamisole	10,00000 ug/kg	10	0	0	0	0	0
B2a oxfendazole (incl. metabolites)	50,00000 ug/kg	22	0	0	0	0	0
B2c aldicarb	0,01000 mg/kg	102	0	0	0	0	0
B2c carbofuran	0,10000 mg/kg	102	0	0	0	0	0
B2c lambda-cyhalothrin	0,50000 mg/kg of fat	103	0	0	0	0	0
B2c cypermethrin	0,20000 mg/kg of fat	103	0	0	0	0	0
B2c deltamethrin	0,50000 mg/kg of fat	103	0	0	0	0	0
B2c methiocarb	0,05000 mg/kg	102	0	0	0	0	0
B2c methomyl	0,02000 mg/kg	102	0	0	0	0	0
B2c permethrin	0,50000 mg/kg of fat	103	0	0	0	0	0
B2c propoxur	0,05000 mg/kg	102	0	0	0	0	0
B2e diclofenac	5,00000 ug/kg	30	0	0	0	0	0
B2e flunixin	50,00000 ug/kg	30	0	0	0	0	0
B2e meloxicam	20,00000 ug/kg	30	0	0	0	0	0
B2e tolfenamic acid	50,00000 ug/kg	30	0	0	0	0	0
B3a alfa-HCH	0,20000 mg/kg of fat	100	0	0	0	0	0
B3a beta-HCH	0,10000 mg/kg of fat	100	0	0	0	0	0
B3a DDT sum	1,00000 mg/kg of fat	100	0	0	0	0	0
B3a dieldrin	0,20000 mg/kg of fat	100	0	0	0	0	0
B3a endosulfan	0,10000 mg/kg of fat	100	0	0	0	0	0
B3a endrin	0,05000 mg/kg of fat	100	0	0	0	0	0
B3a lindane	0,02000 mg/kg of fat	100	0	0	0	0	0
B3a heptachlor	0,20000 mg/kg of fat	100	0	0	0	0	0
B3a HCB	0,20000 mg/kg of fat	100	0	0	0	0	0
B3a chlordan	0,05000 mg/kg of fat	100	0	0	0	0	0
B3a PCB sum	0,20000 mg/kg of fat	102	1	0	0	0	0
B3a WHO-PCDD/F-PCB-TEQ	1,50000 pg/g of fat	0	2	1	0	0	0
B3a WHO-PCDD/F-TEQ	1,00000 pg/g of fat	2	1	0	0	0	0
B3c arsenic	0,10000 mg/kg	77	0	0	0	0	0
B3c cadmium	0,05000 mg/kg	77	0	0	0	0	0
B3c lead	0,10000 mg/kg	77	0	0	0	0	0
B3c mercury	0,05000 mg/kg	77	0	0	0	0	0
B3f 134 Cs	600,00000 Bq/kg	25	0	0	0	0	0
B3f 137 Cs	600,00000 Bq/kg	25	0	0	0	0	0



Pigs - liver - monitoring (value in µg/kg)

mg/kg

Analyte	n	posit.	%pos.	n+	%+	median	average	10% quantil	90% quantil	maximum
A5 brombuterol	77	0	0,0	0	0,0	n.d.	*****	n.d.	n.d.	n.d.
A5 cimaterol	77	0	0,0	0	0,0	n.d.	*****	n.d.	n.d.	n.d.
A5 cimbuterol	77	0	0,0	0	0,0	n.d.	*****	n.d.	n.d.	n.d.
A5 clenbuterol	77	0	0,0	0	0,0	n.d.	*****	n.d.	n.d.	n.d.
A5 isoxsuprine	77	0	0,0	0	0,0	n.d.	*****	n.d.	n.d.	n.d.
A5 mabuterol	77	0	0,0	0	0,0	n.d.	*****	n.d.	n.d.	n.d.
A5 mapenterol	77	0	0,0	0	0,0	n.d.	*****	n.d.	n.d.	n.d.
A5 ractopamin	77	0	0,0	0	0,0	n.d.	*****	n.d.	n.d.	n.d.
A5 ritodrin	77	0	0,0	0	0,0	n.d.	*****	n.d.	n.d.	n.d.
A5 salbutamol	77	0	0,0	0	0,0	n.d.	*****	n.d.	n.d.	n.d.
A5 terbutalin	77	0	0,0	0	0,0	n.d.	*****	n.d.	n.d.	n.d.
A5 tulobuterol	77	0	0,0	0	0,0	n.d.	*****	n.d.	n.d.	n.d.
A5 zilpaterol	77	0	0,0	0	0,0	n.d.	*****	n.d.	n.d.	n.d.
B1 aminoglycosides	2	0	0,0	0	0,0	n.d.	*****	-	-	n.d.
B1 amoxiciline	1	0	0,0	0	0,0	n.d.	-	-	-	-
B1 ampililine	1	0	0,0	0	0,0	n.d.	-	-	-	-
B1 benzylpeniciline	1	0	0,0	0	0,0	n.d.	-	-	-	-
B1 betalactam atb	210	1*	0,5	0	0,0	n.d.	*****	n.d.	n.d.	n.d.
B1 cefalexin	1	0	0,0	0	0,0	n.d.	-	-	-	-
B1 cefalonium	1	0	0,0	0	0,0	n.d.	-	-	-	-
B1 cefaperazon	1	0	0,0	0	0,0	n.d.	-	-	-	-
B1 cefazolin	1	0	0,0	0	0,0	n.d.	-	-	-	-
B1 cefquinom	1	0	0,0	0	0,0	n.d.	-	-	-	-
B1 ceftiofur	1	0	0,0	0	0,0	n.d.	-	-	-	-
B1 cephapirin	1	0	0,0	0	0,0	n.d.	-	-	-	-
B1 cloxacilin	1	0	0,0	0	0,0	n.d.	-	-	-	-
B1 dicloxacinil	1	0	0,0	0	0,0	n.d.	-	-	-	-
B1 dihydrostreptomycine	1	0	0,0	0	0,0	n.d.	-	-	-	-
B1 doxycycline	3	0	0,0	0	0,0	n.d.	*****	-	-	n.d.
B1 gentamicine	1	0	0,0	0	0,0	n.d.	-	-	-	-
B1 gentamicine, neomycin	210	0	0,0	0	0,0	n.d.	*****	n.d.	n.d.	n.d.
B1 chlortetracycline	3	1	33,3	0	0,0	n.d.	53,000	-	-	129,000
B1 nafcilin	1	0	0,0	0	0,0	n.d.	-	-	-	-
B1 neomycine	1	0	0,0	0	0,0	n.d.	-	-	-	-
B1 oxacilin	1	0	0,0	0	0,0	n.d.	-	-	-	-
B1 oxytetracycline	3	0	0,0	0	0,0	n.d.	*****	-	-	n.d.
B1 penicilin V	1	0	0,0	0	0,0	n.d.	-	-	-	-
B1 streptomycine	1	0	0,0	0	0,0	n.d.	-	-	-	-
B1 streptomycines	210	0	0,0	0	0,0	n.d.	*****	n.d.	n.d.	n.d.
B1 sulfadiazine	1	0	0,0	0	0,0	n.d.	-	-	-	-
B1 sulfadimethoxine	1	0	0,0	0	0,0	n.d.	-	-	-	-
B1 sulfamididine	1	0	0,0	0	0,0	n.d.	-	-	-	-
B1 sulfadoxine	1	0	0,0	0	0,0	n.d.	-	-	-	-
B1 sulfachlorpyridazine	1	0	0,0	0	0,0	n.d.	-	-	-	-
B1 sulfamerazine	1	0	0,0	0	0,0	n.d.	-	-	-	-
B1 sulfamethoxazole	1	0	0,0	0	0,0	n.d.	-	-	-	-
B1 sulfamethoxydiazine	1	0	0,0	0	0,0	n.d.	-	-	-	-
B1 sulfaquinoxaline	1	0	0,0	0	0,0	n.d.	-	-	-	-
B1 sulfathiazole	1	0	0,0	0	0,0	n.d.	-	-	-	-
B1 tetracycline	3	0	0,0	0	0,0	n.d.	*****	-	-	n.d.
B1 tetracyclines	210	1*	0,5	0	0,0	n.d.	*****	n.d.	n.d.	n.d.
B2a abamectin	105	0	0,0	0	0,0	n.d.	*****	n.d.	n.d.	n.d.
B2a doramectin	105	0	0,0	0	0,0	n.d.	*****	n.d.	n.d.	n.d.
B2a emamectin	105	0	0,0	0	0,0	n.d.	*****	n.d.	n.d.	n.d.
B2a eprinomectin	105	0	0,0	0	0,0	n.d.	*****	n.d.	n.d.	n.d.
B2a ivermectin	105	0	0,0	0	0,0	n.d.	*****	n.d.	n.d.	n.d.
B2a moxidectin	105	0	0,0	0	0,0	n.d.	*****	n.d.	n.d.	n.d.
B2b decoquinat	51	0	0,0	0	0,0	n.d.	*****	n.d.	n.d.	n.d.
B2b diclazuril	51	0	0,0	0	0,0	n.d.	*****	n.d.	n.d.	n.d.
B2b halofuginone	51	0	0,0	0	0,0	n.d.	*****	n.d.	n.d.	n.d.
B2b lasalocid	51	0	0,0	0	0,0	n.d.	*****	n.d.	n.d.	n.d.
B2b maduramicin	51	0	0,0	0	0,0	n.d.	*****	n.d.	n.d.	n.d.
B2b monensin	51	0	0,0	0	0,0	n.d.	*****	n.d.	n.d.	n.d.
B2b narasin	51	0	0,0	0	0,0	n.d.	*****	n.d.	n.d.	n.d.
B2b nicarbazin	51	1	2,0	0	0,0	n.d.	1,502	n.d.	n.d.	8,620
B2b robenidine	51	0	0,0	0	0,0	n.d.	*****	n.d.	n.d.	n.d.
B2b salinomycin	51	0	0,0	0	0,0	n.d.	*****	n.d.	n.d.	n.d.
B3b diazinon	48	0	0,0	0	0,0	n.d.	*****	n.d.	n.d.	n.d.
B3b phorate	48	0	0,0	0	0,0	n.d.	*****	n.d.	n.d.	n.d.
B3b pirimiphos-methyl	48	0	0,0	0	0,0	n.d.	*****	n.d.	n.d.	n.d.
B3c cadmium	77	77	100,0	0	0,0	0,033	0,055	0,016	0,139	0,284
B3c lead	77	14	18,2	0	0,0	n.d.	0,009	n.d.	0,020	0,030
B3c selenium	77	77	100,0	0	0,0	0,432	0,445	0,196	0,705	1,190
B3d aflatoxin B1	17	0	0,0	0	0,0	n.d.	*****	n.d.	n.d.	n.d.
B3d aflatoxins (sum B1, B2, G1, G2)	17	0	0,0	0	0,0	n.d.	*****	n.d.	n.d.	n.d.

\* confirmation

**Pigs - liver - monitoring (value in µg/kg)**

Analyte	hygienic limit (HL)	under 50%	50-75%	75-100%	100-150%	150-200%	over 200%
B1 amoxiciline	50,00000 ug/kg	1	0	0	0	0	0
B1 ampiciline	50,00000 ug/kg	1	0	0	0	0	0
B1 benzylpeniciline	50,00000 ug/kg	1	0	0	0	0	0
B1 dihydrostreptomycine	500,00000 ug/kg	1	0	0	0	0	0
B1 doxycycline	300,00000 ug/kg	3	0	0	0	0	0
B1 gentamicine	200,00000 ug/kg	1	0	0	0	0	0
B1 chlortetracycline	300,00000 ug/kg	3	0	0	0	0	0
B1 neomycine	500,00000 ug/kg	1	0	0	0	0	0
B1 oxytetracycline	300,00000 ug/kg	3	0	0	0	0	0
B1 streptomycine	500,00000 ug/kg	1	0	0	0	0	0
B1 tetracycline	300,00000 ug/kg	3	0	0	0	0	0
B2a doramectin	100,00000 ug/kg	105	0	0	0	0	0
B2a ivermectin	100,00000 ug/kg	105	0	0	0	0	0
B2b decoquinat	20,00000 ug/kg	51	0	0	0	0	0
B2b halofuginone	30,00000 ug/kg	51	0	0	0	0	0
B2b lasalocid	50,00000 ug/kg	51	0	0	0	0	0
B2b maduramicin	2,00000 ug/kg	51	0	0	0	0	0
B2b monensin	8,00000 ug/kg	51	0	0	0	0	0
B2b narasin	50,00000 ug/kg	51	0	0	0	0	0
B2b nicarbazin	100,00000 ug/kg	51	0	0	0	0	0
B2b robenidine	50,00000 ug/kg	51	0	0	0	0	0
B2b salinomycin	5,00000 ug/kg	51	0	0	0	0	0
B3b diazinon	0,02000 mg/kg	48	0	0	0	0	0
B3b phorate	0,05000 mg/kg	48	0	0	0	0	0
B3b pirimiphos-methyl	0,05000 mg/kg	48	0	0	0	0	0
B3c cadmium	0,50000 mg/kg	75	2	0	0	0	0
B3c lead	0,50000 mg/kg	77	0	0	0	0	0
B3d aflatoxin B1	20,00000 ug/kg	17	0	0	0	0	0
B3d aflatoxins (sum B1, B2, G1, G2)	40,00000 ug/kg	17	0	0	0	0	0

Pigs - kidney - monitoring (value in µg/kg)

mg/kg

Analyte	n	posit.	%pos.	n+	%+	median	average	10% quantil	90% quantil	maximum
A6 chlorpromazine	20	0	0,0	0	0,0	n.d.	*****	n.d.	n.d.	n.d.
B1 aminoglycosides	210	0	0,0	0	0,0	n.d.	*****	n.d.	n.d.	n.d.
B1 amoxiciline	1	0	0,0	0	0,0	n.d.	-	-	-	-
B1 ampiciline	1	0	0,0	0	0,0	n.d.	-	-	-	-
B1 benzylpeniciline	1	0	0,0	0	0,0	n.d.	-	-	-	-
B1 betalactam atb	210	1*	0,0	0	0,0	n.d.	*****	n.d.	n.d.	n.d.
B1 cefalexin	1	0	0,0	0	0,0	n.d.	-	-	-	-
B1 cefalonium	1	0	0,0	0	0,0	n.d.	-	-	-	-
B1 cefaperazon	1	0	0,0	0	0,0	n.d.	-	-	-	-
B1 cefazolin	1	0	0,0	0	0,0	n.d.	-	-	-	-
B1 cefquinom	1	0	0,0	0	0,0	n.d.	-	-	-	-
B1 ceftiofur	1	0	0,0	0	0,0	n.d.	-	-	-	-
B1 cephapirin	1	0	0,0	0	0,0	n.d.	-	-	-	-
B1 cloxacilin	1	0	0,0	0	0,0	n.d.	-	-	-	-
B1 dicloxacilin	1	0	0,0	0	0,0	n.d.	-	-	-	-
B1 dihydrostreptomycine	1	0	0,0	0	0,0	n.d.	-	-	-	-
B1 doxycycline	3	0	0,0	0	0,0	n.d.	*****	-	-	n.d.
B1 gentamicine	1	0	0,0	0	0,0	n.d.	-	-	-	-
B1 chlortetracycline	3	1	33,3	0	0,0	n.d.	42,100	-	-	96,300
B1 nafcilin	1	0	0,0	0	0,0	n.d.	-	-	-	-
B1 neomycine	1	0	0,0	0	0,0	n.d.	-	-	-	-
B1 oxacilin	1	0	0,0	0	0,0	n.d.	-	-	-	-
B1 oxytetracycline	3	0	0,0	0	0,0	n.d.	*****	-	-	n.d.
B1 penicilin V	1	0	0,0	0	0,0	n.d.	-	-	-	-
B1 streptomycine	1	0	0,0	0	0,0	n.d.	-	-	-	-
B1 sulfadiazine	1	0	0,0	0	0,0	n.d.	-	-	-	-
B1 sulfadimethoxine	1	0	0,0	0	0,0	n.d.	-	-	-	-
B1 sulfadimidine	1	0	0,0	0	0,0	n.d.	-	-	-	-
B1 sulfadoxine	1	0	0,0	0	0,0	n.d.	-	-	-	-
B1 sulfachlorpyridazine	1	0	0,0	0	0,0	n.d.	-	-	-	-
B1 sulfamerazine	1	0	0,0	0	0,0	n.d.	-	-	-	-
B1 sulfamethoxazole	1	0	0,0	0	0,0	n.d.	-	-	-	-
B1 sulfamethoxydiazine	1	0	0,0	0	0,0	n.d.	-	-	-	-
B1 sulfaquinoxaline	1	0	0,0	0	0,0	n.d.	-	-	-	-
B1 sulfathiazole	1	0	0,0	0	0,0	n.d.	-	-	-	-
B1 tetracycline	3	0	0,0	0	0,0	n.d.	*****	-	-	n.d.
B1 tetracyclines	210	3*	1,4	0	0,0	n.d.	*****	n.d.	n.d.	n.d.
B2d carazolol	75	0	0,0	0	0,0	n.d.	*****	n.d.	n.d.	n.d.
B2d propionylpromazine	75	0	0,0	0	0,0	n.d.	*****	n.d.	n.d.	n.d.
B3c cadmium	77	77	100,0	0	0,0	0,164	0,217	0,074	0,581	0,975
B3c lead	77	12	15,6	0	0,0	n.d.	0,011	n.d.	0,020	0,046
B3d ochratoxin A	18	6	33,3	0	0,0	n.d.	0,186	n.d.	0,444	1,470

Analyte	hygienic limit (HL)	under 50%	50-75%	75-100%	100-150%	150-200%	over 200%
B1 amoxiciline	50,00000 ug/kg	1	0	0	0	0	0
B1 ampiciline	50,00000 ug/kg	1	0	0	0	0	0
B1 benzylpeniciline	50,00000 ug/kg	1	0	0	0	0	0
B1 dihydrostreptomycine	1000,00000 ug/kg	1	0	0	0	0	0
B1 doxycycline	600,00000 ug/kg	3	0	0	0	0	0
B1 gentamicine	750,00000 ug/kg	1	0	0	0	0	0
B1 chlortetracycline	600,00000 ug/kg	3	0	0	0	0	0
B1 neomycine	5000,00000 ug/kg	1	0	0	0	0	0
B1 oxytetracycline	600,00000 ug/kg	3	0	0	0	0	0
B1 streptomycine	1000,00000 ug/kg	1	0	0	0	0	0
B1 tetracycline	600,00000 ug/kg	3	0	0	0	0	0
B2d carazolol	25,00000 ug/kg	75	0	0	0	0	0
B3c cadmium	1,00000 mg/kg	69	6	2	0	0	0
B3c lead	0,50000 mg/kg	77	0	0	0	0	0
B3d ochratoxin A	10,00000 ug/kg	18	0	0	0	0	0

### Pigs - urine - monitoring (value in µg/l)

Analyte	n	posit.	%pos.	n+	%+	median	average	10% quantil	90% quantil	maximum
A1 dienestrol	40	0	0,0	0	0,0	n.d.	*****	n.d.	n.d.	n.d.
A1 diethylstilbestrol	40	0	0,0	0	0,0	n.d.	*****	n.d.	n.d.	n.d.
A1 hexestrol	40	0	0,0	0	0,0	n.d.	*****	n.d.	n.d.	n.d.
A2 methylthiouracil	54	0	0,0	0	0,0	n.d.	*****	n.d.	n.d.	n.d.
A2 propylthiouracil	54	0	0,0	0	0,0	n.d.	*****	n.d.	n.d.	n.d.
A2 tapazole	54	0	0,0	0	0,0	n.d.	*****	n.d.	n.d.	n.d.
A2 thiouracil	54	0	0,0	0	0,0	n.d.	*****	n.d.	n.d.	n.d.
A3 16-beta-hydroxy-stanozolol	11	0	0,0	0	0,0	n.d.	*****	n.d.	n.d.	n.d.
A3 17-beta-19-nortestosterone	45	0	0,0	0	0,0	n.d.	*****	n.d.	n.d.	n.d.
A3 boldenon	11	0	0,0	0	0,0	n.d.	*****	n.d.	n.d.	n.d.
A3 dexamethasone	33	0	0,0	0	0,0	n.d.	*****	n.d.	n.d.	n.d.
A3 ethinylestradiol	35	0	0,0	0	0,0	n.d.	*****	n.d.	n.d.	n.d.
A3 methylboldenone	11	0	0,0	0	0,0	n.d.	*****	n.d.	n.d.	n.d.
A3 methyltestosterone	35	0	0,0	0	0,0	n.d.	*****	n.d.	n.d.	n.d.
A3 stanozolol	11	0	0,0	0	0,0	n.d.	*****	n.d.	n.d.	n.d.
A3 trenbolon	38	0	0,0	0	0,0	n.d.	*****	n.d.	n.d.	n.d.
A3 triamcinolone	33	0	0,0	0	0,0	n.d.	*****	n.d.	n.d.	n.d.
A4 zearalanon	83	0	0,0	0	0,0	n.d.	*****	n.d.	n.d.	n.d.
A4 taleranol	83	0	0,0	0	0,0	n.d.	*****	n.d.	n.d.	n.d.
A4 zeranol	83	0	0,0	0	0,0	n.d.	*****	n.d.	n.d.	n.d.
A5 brombuterol	5	0	0,0	0	0,0	n.d.	*****	-	-	n.d.
A5 cimaterol	5	0	0,0	0	0,0	n.d.	*****	-	-	n.d.
A5 cimbuterol	5	0	0,0	0	0,0	n.d.	*****	-	-	n.d.
A5 clenbuterol	5	0	0,0	0	0,0	n.d.	*****	-	-	n.d.
A5 isoxsuprine	5	0	0,0	0	0,0	n.d.	*****	-	-	n.d.
A5 mabuterol	5	0	0,0	0	0,0	n.d.	*****	-	-	n.d.
A5 mapenterol	5	0	0,0	0	0,0	n.d.	*****	-	-	n.d.
A5 ractopamin	5	0	0,0	0	0,0	n.d.	*****	-	-	n.d.
A5 ritodrin	5	0	0,0	0	0,0	n.d.	*****	-	-	n.d.
A5 salbutamol	5	0	0,0	0	0,0	n.d.	*****	-	-	n.d.
A5 terbutalin	5	0	0,0	0	0,0	n.d.	*****	-	-	n.d.
A5 tulobuterol	5	0	0,0	0	0,0	n.d.	*****	-	-	n.d.
A5 zilpaterol	5	0	0,0	0	0,0	n.d.	*****	-	-	n.d.
A6 chloramphenicol	34	0	0,0	0	0,0	n.d.	*****	n.d.	n.d.	n.d.

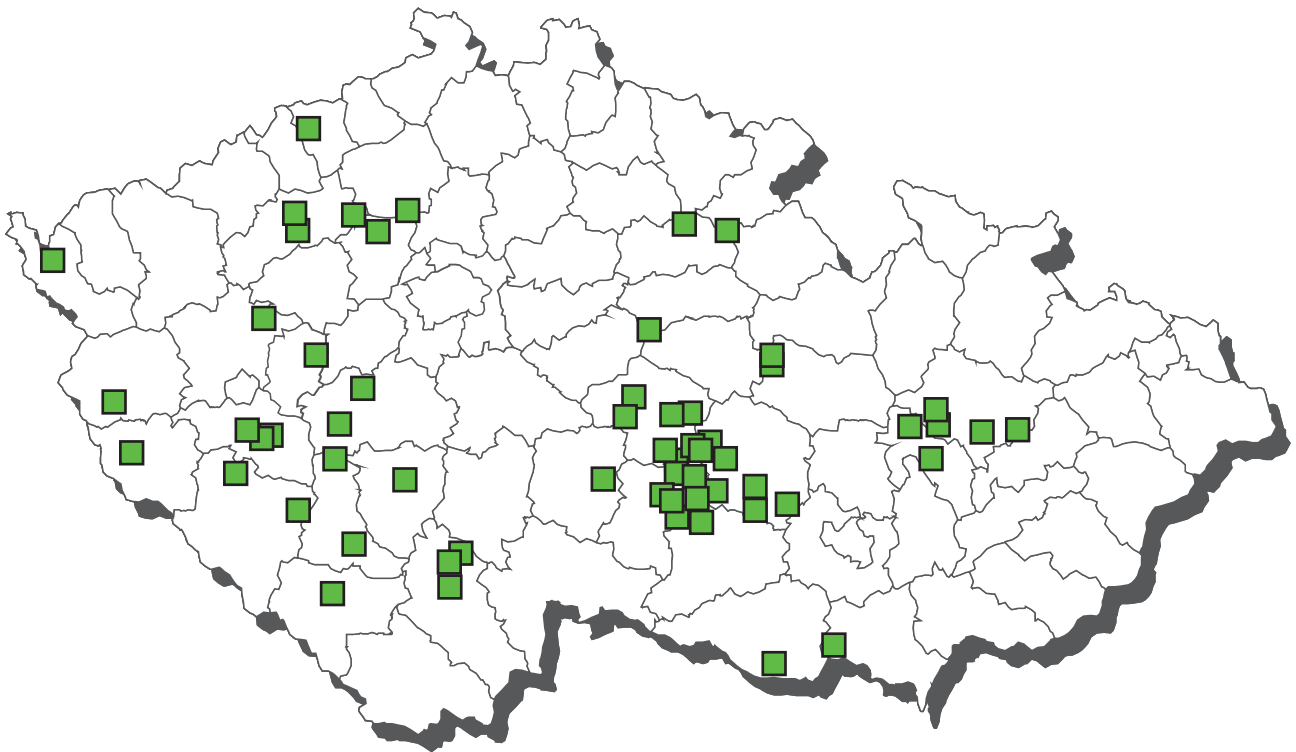
### Pigs - serum - monitoring (value in µg/l)

Analyte	n	posit.	%pos.	n+	%+	median	average	10% quantil	90% quantil	maximum
A6 dimetridazole	6	0	0,0	0	0,0	n.d.	*****	-	-	n.d.
A6 HMMNI	6	0	0,0	0	0,0	n.d.	*****	-	-	n.d.
A6 metronidazole a MNZOH	6	0	0,0	0	0,0	n.d.	*****	-	-	n.d.
A6 MNZOH	6	0	0,0	0	0,0	n.d.	*****	-	-	n.d.
A6 ronidazole	6	0	0,0	0	0,0	n.d.	*****	-	-	n.d.

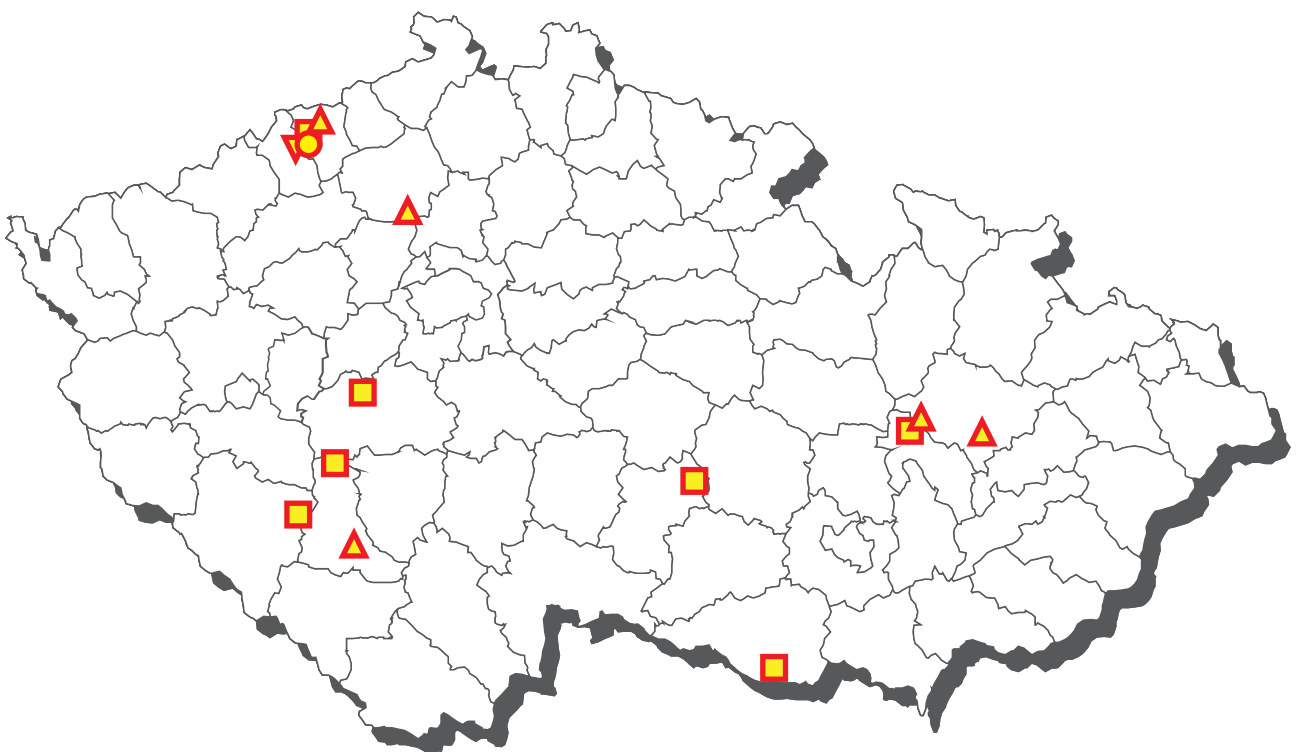
### Pigs - kidney fat - monitoring (value in µg/kg)

Analyte	n	posit.	%pos.	n+	%+	median	average	10% quantil	90% quantil	maximum
A3 17-alfa-acetoxypogesterone ac.	52	0	0,0	0	0,0	n.d.	*****	n.d.	n.d.	n.d.
A3 chloromadinone acetate	52	0	0,0	0	0,0	n.d.	*****	n.d.	n.d.	n.d.
A3 medroxyprogesterone ac.	52	0	0,0	0	0,0	n.d.	*****	n.d.	n.d.	n.d.
A3 megesterolacetat	52	0	0,0	0	0,0	n.d.	*****	n.d.	n.d.	n.d.
A3 melengestrol	52	0	0,0	0	0,0	n.d.	*****	n.d.	n.d.	n.d.

# Residues monitoring 2010 - sampling of sows



## Sows - overlimits findings 2010



- amoxiciline - muscle - kidney
- ▼ oxytetracykline - muscle - liver - kidney
- ▲ dihydrostreptomycine - muscle - liver - kidney
- tetracycline - muscle

**Sows - muscle - monitoring (value in µg/kg)**

Analyte	n	posit.	%pos.	n+	%+	median	average	10% quantil	90% quantil	maximum
B1 amoxiciline	90	17	18,9	15	16,7	n.d.	144,849	n.d.	229,320	3412,000
B1 ampiciline	90	0	0,0	0	0,0	n.d.	*****	n.d.	n.d.	n.d.
B1 benzylpeniciline	90	0	0,0	0	0,0	n.d.	*****	n.d.	n.d.	n.d.
B1 betalactam atb	200	5*	2,5	0	0,0	n.d.	*****	n.d.	n.d.	n.d.
B1 Cefalexin	90	0	0,0	0	0,0	n.d.	*****	n.d.	n.d.	n.d.
B1 Cefalonium	90	0	0,0	0	0,0	n.d.	*****	n.d.	n.d.	n.d.
B1 Cefaperazon	90	0	0,0	0	0,0	n.d.	*****	n.d.	n.d.	n.d.
B1 cefazolin	90	0	0,0	0	0,0	n.d.	*****	n.d.	n.d.	n.d.
B1 cefquinom	90	0	0,0	0	0,0	n.d.	*****	n.d.	n.d.	n.d.
B1 ceftiofur	90	0	0,0	0	0,0	n.d.	*****	n.d.	n.d.	n.d.
B1 cephapirin	90	0	0,0	0	0,0	n.d.	*****	n.d.	n.d.	n.d.
B1 cloxacilin	90	0	0,0	0	0,0	n.d.	*****	n.d.	n.d.	n.d.
B1 danofloxacin	200	0	0,0	0	0,0	n.d.	*****	n.d.	n.d.	n.d.
B1 dicloxacilin	90	0	0,0	0	0,0	n.d.	*****	n.d.	n.d.	n.d.
B1 dihydrostreptomycine	15	2	13,3	1	6,7	n.d.	111,667	n.d.	491,800	616,000
B1 doxycycline	2	0	0,0	0	0,0	n.d.	*****	-	-	n.d.
B1 enrofloxacin	200	0	0,0	0	0,0	n.d.	*****	n.d.	n.d.	n.d.
B1 flumequine	200	0	0,0	0	0,0	n.d.	*****	n.d.	n.d.	n.d.
B1 gentamicine	1	0	0,0	0	0,0	n.d.	-	-	-	-
B1 gentamicine, neomycin	200	0	0,0	0	0,0	n.d.	*****	n.d.	n.d.	n.d.
B1 chlortetracycline	2	0	0,0	0	0,0	n.d.	*****	-	-	n.d.
B1 Oxolinic acid	200	0	0,0	0	0,0	n.d.	*****	n.d.	n.d.	n.d.
B1 macrolides	200	0	0,0	0	0,0	n.d.	*****	n.d.	n.d.	n.d.
B1 nafcilin	90	0	0,0	0	0,0	n.d.	*****	n.d.	n.d.	n.d.
B1 neomycine	1	0	0,0	0	0,0	n.d.	-	-	-	-
B1 oxacilin	90	0	0,0	0	0,0	n.d.	*****	n.d.	n.d.	n.d.
B1 oxytetracycline	2	2	100,0	2	100,0	28788,000	28788,000	-	-	57189,000
B1 penicilin V	90	0	0,0	0	0,0	n.d.	*****	n.d.	n.d.	n.d.
B1 streptomycine	15	0	0,0	0	0,0	n.d.	*****	n.d.	n.d.	n.d.
B1 streptomycines	200	0	0,0	0	0,0	n.d.	*****	n.d.	n.d.	n.d.
B1 sulfadiazine	200	0	0,0	0	0,0	n.d.	*****	n.d.	n.d.	n.d.
B1 sulfadimethoxine	200	0	0,0	0	0,0	n.d.	*****	n.d.	n.d.	n.d.
B1 sulfadimidine	200	0	0,0	0	0,0	n.d.	*****	n.d.	n.d.	n.d.
B1 sulfadoxine	200	0	0,0	0	0,0	n.d.	*****	n.d.	n.d.	n.d.
B1 sulfachlorpyridazine	200	0	0,0	0	0,0	n.d.	*****	n.d.	n.d.	n.d.
B1 sulfamerazine	200	0	0,0	0	0,0	n.d.	*****	n.d.	n.d.	n.d.
B1 sulfamethoxazole	200	0	0,0	0	0,0	n.d.	*****	n.d.	n.d.	n.d.
B1 sulfamethoxydiazine	200	0	0,0	0	0,0	n.d.	*****	n.d.	n.d.	n.d.
B1 sulfaquinoxaline	200	0	0,0	0	0,0	n.d.	*****	n.d.	n.d.	n.d.
B1 sulfathiazole	200	0	0,0	0	0,0	n.d.	*****	n.d.	n.d.	n.d.
B1 tetracycline	2	1	50,0	1	50,0	3437,500	3435,000	-	-	6865,000
B1 tetracyclines	200	1*	0,5	0	0,0	n.d.	*****	n.d.	n.d.	n.d.
B1 valnemulin	200	0	0,0	0	0,0	n.d.	*****	n.d.	n.d.	n.d.

\* confirmation

## Sows - muscle - monitoring (value in µg/kg)

Analyte	hygienic limit (HL)	under 50%	50-75%	75-100%	100-150%	150-200%	over 200%
B1 amoxiciline	50,00000 ug/kg	73	1	1	1	1	13
B1 ampiciline	50,00000 ug/kg	90	0	0	0	0	0
B1 benzylpeniciline	50,00000 ug/kg	90	0	0	0	0	0
B1 cefquinom	50,00000 ug/kg	90	0	0	0	0	0
B1 ceftiofur	1000,00000 ug/kg	90	0	0	0	0	0
B1 cloxacilin	300,00000 ug/kg	90	0	0	0	0	0
B1 danofloxacin	200,00000 ug/kg	200	0	0	0	0	0
B1 dihydrostreptomycine	500,00000 ug/kg	13	0	1	1	0	0
B1 dicloxacilin	300,00000 ug/kg	90	0	0	0	0	0
B1 doxycycline	100,00000 ug/kg	2	0	0	0	0	0
B1 enrofloxacin	100,00000 ug/kg	200	0	0	0	0	0
B1 flumequine	200,00000 ug/kg	200	0	0	0	0	0
B1 gentamicine	50,00000 ug/kg	1	0	0	0	0	0
B1 chlortetracycline	100,00000 ug/kg	2	0	0	0	0	0
B1 oxacilin	300,00000 ug/kg	90	0	0	0	0	0
B1 Oxolinic acid	100,00000 ug/kg	200	0	0	0	0	0
B1 neomycine	500,00000 ug/kg	1	0	0	0	0	0
B1 oxytetracycline	100,00000 ug/kg	0	0	0	0	0	2
B1 streptomycine	500,00000 ug/kg	15	0	0	0	0	0
B1 sulfadiazine	100,00000 ug/kg	200	0	0	0	0	0
B1 sulfadimethoxine	100,00000 ug/kg	200	0	0	0	0	0
B1 sulfadimidine	100,00000 ug/kg	200	0	0	0	0	0
B1 sulfadoxine	100,00000 ug/kg	200	0	0	0	0	0
B1 sulfachlorpyridazine	100,00000 ug/kg	200	0	0	0	0	0
B1 sulfamerazine	100,00000 ug/kg	200	0	0	0	0	0
B1 sulfamethoxazole	100,00000 ug/kg	200	0	0	0	0	0
B1 sulfamethoxydiazine	100,00000 ug/kg	200	0	0	0	0	0
B1 sulfaquinoxaline	100,00000 ug/kg	200	0	0	0	0	0
B1 sulfathiazole	100,00000 ug/kg	200	0	0	0	0	0
B1 tetracycline	100,00000 ug/kg	1	0	0	0	0	1
B1 valnemulin	50,00000 ug/kg	200	0	0	0	0	0

\* compliant (within expanded uncertainty of measurement)

## Sows - muscle - list of non-compliant results

Sampling	cadastral district	district	value
<b>amoxiciline</b>			
27.4.2010	Strachotice	Znojmo	56,3 ug/kg
14.5.2010	Strachotice	Znojmo	1249 ug/kg
14.5.2010	Strachotice	Znojmo	1209 ug/kg
14.5.2010	Strachotice	Znojmo	166,5 ug/kg
14.5.2010	Strachotice	Znojmo	1237 ug/kg
19.5.2010	Hlubos	Pribram	971,9 ug/kg
25.5.2010	Hlubos	Pribram	147,9 ug/kg
16.9.2010	Zhor u Jihlavy	Jihlava	3412 ug/kg
24.9.2010	Strachotice	Znojmo	163,5 ug/kg
8.10.2010	Strachotice	Znojmo	76,9 ug/kg
12.10.2010	Ochoz u Konice	Prostejov	711,8 ug/kg
21.10.2010	Zareci u Horazdovic	Klatovy	103,5 ug/kg
21.10.2010	Belcice	Strakonice	2065 ug/kg
19.11.2010	Strachotice	Znojmo	236,3 ug/kg
19.11.2010	Strachotice	Znojmo	782,5 ug/kg
<b>dihydrostreptomycine</b>			
22.11.2010	Haj u Duchcova	Teplice	616 ug/kg
<b>oxytetracycline</b>			
22.11.2010	Haj u Duchcova	Teplice	57189 ug/kg
22.11.2010	Haj u Duchcova	Teplice	387 ug/kg
<b>tetracycline</b>			
22.11.2010	Haj u Duchcova	Teplice	6865 ug/kg

## Sows - liver - monitoring (value in µg/kg)

Analyte	n	posit.	%pos.	n+	%+	median	average	10% quantil	90% quantil	maximum
B1 amoxiciline	8	0	0,0	0	0,0	n.d.	*****	-	-	n.d.
B1 ampiciline	8	0	0,0	0	0,0	n.d.	*****	-	-	n.d.
B1 benzylpeniciline	8	0	0,0	0	0,0	n.d.	*****	-	-	n.d.
B1 betalactam atb	200	0	0,0	0	0,0	n.d.	*****	n.d.	n.d.	n.d.
B1 Cefalexin	8	0	0,0	0	0,0	n.d.	*****	-	-	n.d.
B1 Cefalonium	8	0	0,0	0	0,0	n.d.	*****	-	-	n.d.
B1 Cefaperazon	8	0	0,0	0	0,0	n.d.	*****	-	-	n.d.
B1 cefazolin	8	0	0,0	0	0,0	n.d.	*****	-	-	n.d.
B1 cefquinom	8	0	0,0	0	0,0	n.d.	*****	-	-	n.d.
B1 ceftiofur	8	0	0,0	0	0,0	n.d.	*****	-	-	n.d.
B1 cephapirin	8	0	0,0	0	0,0	n.d.	*****	-	-	n.d.
B1 cloxacilin	8	0	0,0	0	0,0	n.d.	*****	-	-	n.d.
B1 dicloxacin	8	0	0,0	0	0,0	n.d.	*****	-	-	n.d.
B1 dihydrostreptomycine	11	10	90,9	5	45,5	475,500	826,364	106,200	2199,800	2211,000
B1 doxycycline	1	0	0,0	0	0,0	n.d.	-	-	-	-
B1 gentamicine	1	0	0,0	0	0,0	n.d.	-	-	-	-
B1 gentamicine, neomycin	200	0	0,0	0	0,0	n.d.	*****	n.d.	n.d.	n.d.
B1 chlortetracycline	1	0	0,0	0	0,0	n.d.	-	-	-	-
B1 nafcilin	8	0	0,0	0	0,0	n.d.	*****	-	-	n.d.
B1 neomycine	1	0	0,0	0	0,0	n.d.	-	-	-	-
B1 oxacilin	8	0	0,0	0	0,0	n.d.	*****	-	-	n.d.
B1 oxytetracycline	1	1	100,0	1	100,0	488,000	-	-	-	488,000
B1 penicilin V	8	0	0,0	0	0,0	n.d.	*****	-	-	n.d.
B1 streptomycine	11	0	0,0	0	0,0	n.d.	*****	n.d.	n.d.	n.d.
B1 streptomycines	200	11	5,5	5*	2,5	n.d.	59,178	n.d.	n.d.	2508,000
B1 tetracycline	1	0	0,0	0	0,0	n.d.	-	-	-	-
B1 tetracyclines	200	0	0,0	0	0,0	n.d.	*****	n.d.	n.d.	n.d.

\* confirmation

Analyte	hygienic limit (HL)	under 50%	50-75%	75-100%	100-150%	150-200%	over 200%
B1 amoxiciline	50,00000 ug/kg	8	0	0	0	0	0
B1 ampiciline	50,00000 ug/kg	8	0	0	0	0	0
B1 benzylpeniciline	50,00000 ug/kg	8	0	0	0	0	0
B1 cefquinom	100,00000 ug/kg	8	0	0	0	0	0
B1 ceftiofur	2000,00000 ug/kg	8	0	0	0	0	0
B1 cloxacilin	300,00000 ug/kg	8	0	0	0	0	0
B1 dicloxacin	300,00000 ug/kg	8	0	0	0	0	0
B1 dihydrostreptomycine	500,00000 ug/kg	4	1	1	0	2	3
B1 doxycycline	300,00000 ug/kg	1	0	0	0	0	0
B1 gentamicine	200,00000 ug/kg	1	0	0	0	0	0
B1 chlortetracycline	300,00000 ug/kg	1	0	0	0	0	0
B1 neomycine	500,00000 ug/kg	1	0	0	0	0	0
B1 oxacilin	300,00000 ug/kg	8	0	0	0	0	0
B1 oxytetracycline	300,00000 ug/kg	0	0	0	0	1	0
B1 streptomycine	500,00000 ug/kg	11	0	0	0	0	0
B1 tetracycline	300,00000 ug/kg	1	0	0	0	0	0

## Sows - liver - list of non-compliant results

Sampling	cadastral district	district	value
<b>dihydrostreptomycine</b>			
4.5.2010	Ochoz u Konice	Prostejov	2211 ug/kg
17.8.2010	Haj u Duchcova	Teplice	2155 ug/kg
23.11.2010	Holice u Olomouce	Olomouc	1335 ug/kg
30.11.2010	Tresovice	Strakonice	952 ug/kg
1.12.2010	Vodochody	Litomerice	966,6 ug/kg
<b>oxytetracycline</b>			
22.11.2010	Haj u Duchcova	Teplice	488 ug/kg



## Sows - kidney - monitoring (value in µg/kg)

Analyte	n	posit.	%pos.	n+	%+	median	average	10% quantil	90% quantil	maximum
B1 aminoglycosides	200	2*	1,0	0	0,0	n.d.	*****	n.d.	n.d.	n.d.
B1 amoxiciline	8	2	25,0	2	25,0	n.d.	36,800	-	-	178,000
B1 ampiciline	8	0	0,0	0	0,0	n.d.	*****	-	-	n.d.
B1 benzylpeniciline	8	0	0,0	0	0,0	n.d.	*****	-	-	n.d.
B1 betalactam atb	200	0	0,0	2	1,0	n.d.	*****	n.d.	n.d.	n.d.
B1 Cefalexin	8	0	0,0	0	0,0	n.d.	*****	-	-	n.d.
B1 Cefalonium	8	0	0,0	0	0,0	n.d.	*****	-	-	n.d.
B1 Cefaperazon	8	0	0,0	0	0,0	n.d.	*****	-	-	n.d.
B1 cefazolin	8	0	0,0	0	0,0	n.d.	*****	-	-	n.d.
B1 ceftiofur	8	0	0,0	0	0,0	n.d.	*****	-	-	n.d.
B1 cephapirin	8	0	0,0	0	0,0	n.d.	*****	-	-	n.d.
B1 cloxacilin	8	0	0,0	0	0,0	n.d.	*****	-	-	n.d.
B1 dicloxacilin	8	0	0,0	0	0,0	n.d.	*****	-	-	n.d.
B1 dihydrostreptomycine	11	9	81,8	2	18,2	389,000	1055,582	n.d.	4457,600	4698,000
B1 doxycycline	1	0	0,0	0	0,0	n.d.	-	-	-	-
B1 gentamicine	1	0	0,0	0	0,0	n.d.	-	-	-	-
B1 chlortetracycline	1	0	0,0	0	0,0	n.d.	-	-	-	-
B1 nafcilin	8	0	0,0	0	0,0	n.d.	*****	-	-	n.d.
B1 neomycine	1	0	0,0	0	0,0	n.d.	-	-	-	-
B1 oxacilin	8	0	0,0	0	0,0	n.d.	*****	-	-	n.d.
B1 oxytetracycline	1	1	100,0	1	100,0	2766,000	-	-	-	-
B1 penicilin V	8	0	0,0	0	0,0	n.d.	*****	-	-	n.d.
B1 streptomycine	11	0	0,0	0	0,0	n.d.	*****	n.d.	n.d.	n.d.
B1 tetracycline	1	0	0,0	0	0,0	n.d.	-	-	-	-
B1 tetracyclines	200	1*	0,5	0	0,0	n.d.	*****	n.d.	n.d.	n.d.

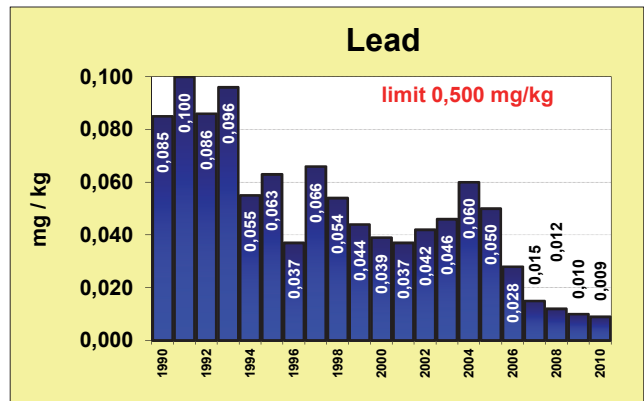
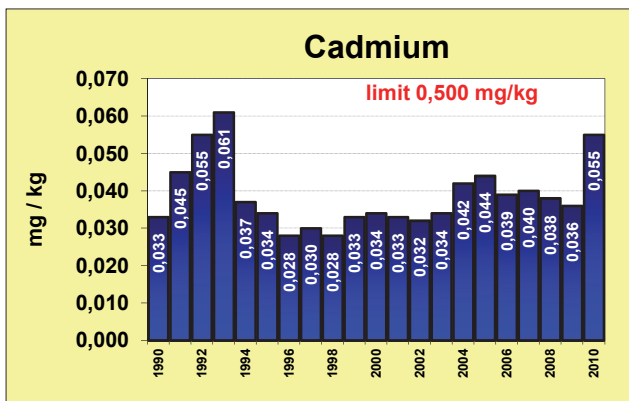
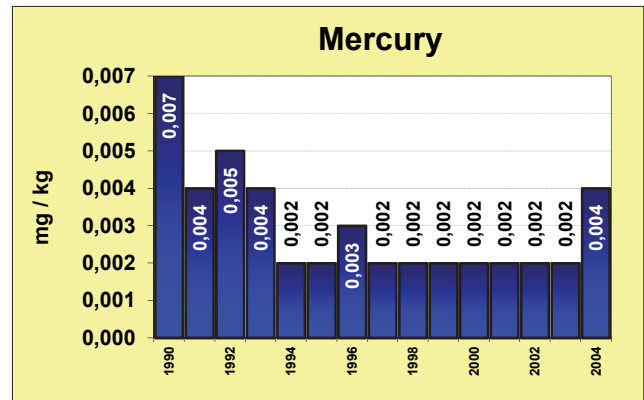
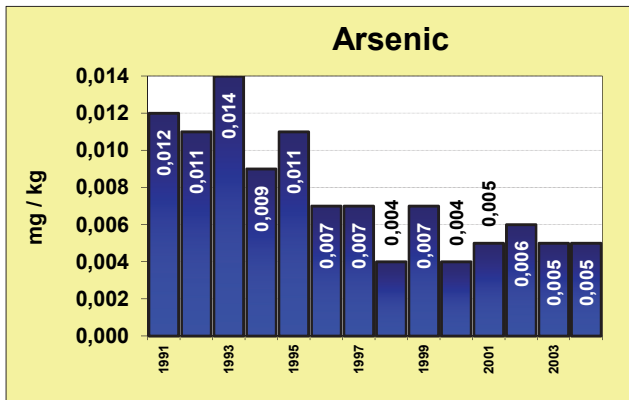
\* confirmation

Analyte	hygienic limit (HL)	under 50%	50-75%	75-100%	100-150%	150-200%	over 200%
B1 amoxiciline	50,00000 ug/kg	6	0	0	0	1	1
B1 ampiciline	50,00000 ug/kg	8	0	0	0	0	0
B1 benzylpeniciline	50,00000 ug/kg	8	0	0	0	0	0
B1 ceftiofur	6000,00000 ug/kg	8	0	0	0	0	0
B1 cefazolin	200,00000 ug/kg	8	0	0	0	0	0
B1 cloxacilin	300,00000 ug/kg	8	0	0	0	0	0
B1 dicloxacilin	300,00000 ug/kg	8	0	0	0	0	0
B1 dihydrostreptomycine	1000,00000 ug/kg	6	1	1	1	0	2
B1 doxycycline	600,00000 ug/kg	1	0	0	0	0	0
B1 gentamicine	750,00000 ug/kg	1	0	0	0	0	0
B1 chlortetracycline	600,00000 ug/kg	1	0	0	0	0	0
B1 neomycine	5000,00000 ug/kg	1	0	0	0	0	0
B1 oxacilin	300,00000 ug/kg	8	0	0	0	0	0
B1 oxytetracycline	600,00000 ug/kg	0	0	0	0	0	1
B1 streptomycine	1000,00000 ug/kg	11	0	0	0	0	0
B1 tetracycline	600,00000 ug/kg	1	0	0	0	0	0

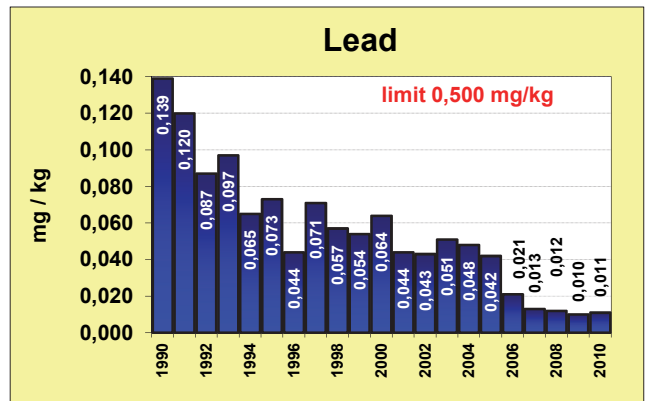
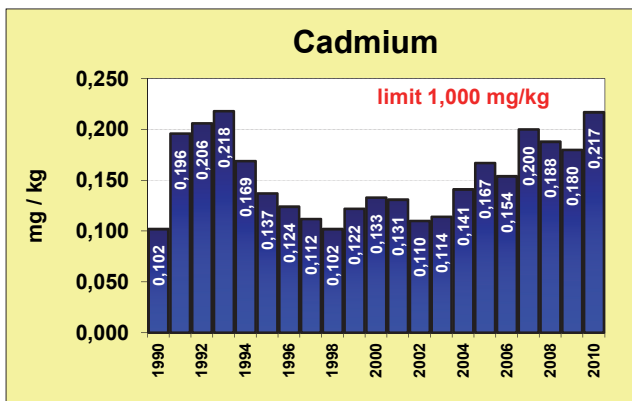
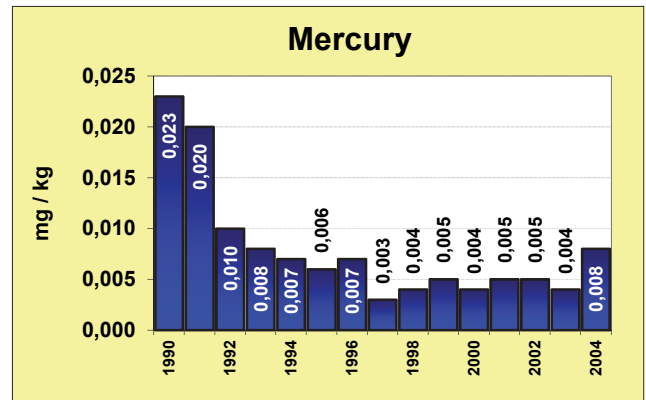
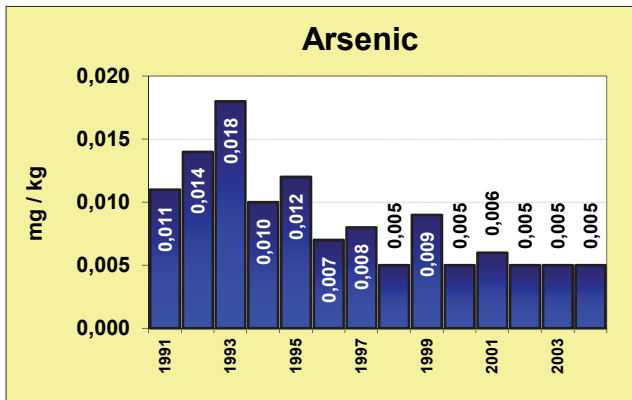
## Sows - kidney - list of non-compliant results

Sampling	cadastral district	district	value
<b>amoxiciline</b>			
17.8.2010	Haj u Duchcova	Teplice	86,4 ug/kg
3.12.2010	cervena Lhota	Trebic	178 ug/kg
<b>dihydrostreptomycine</b>			
4.5.2010	Ochoz u Konice	Prostejov	4698 ug/kg
17.8.2010	Haj u Duchcova	Teplice	3496 ug/kg
<b>oxytetracycline</b>			
22.11.2010	Haj u Duchcova	Teplice	2766 ug/kg

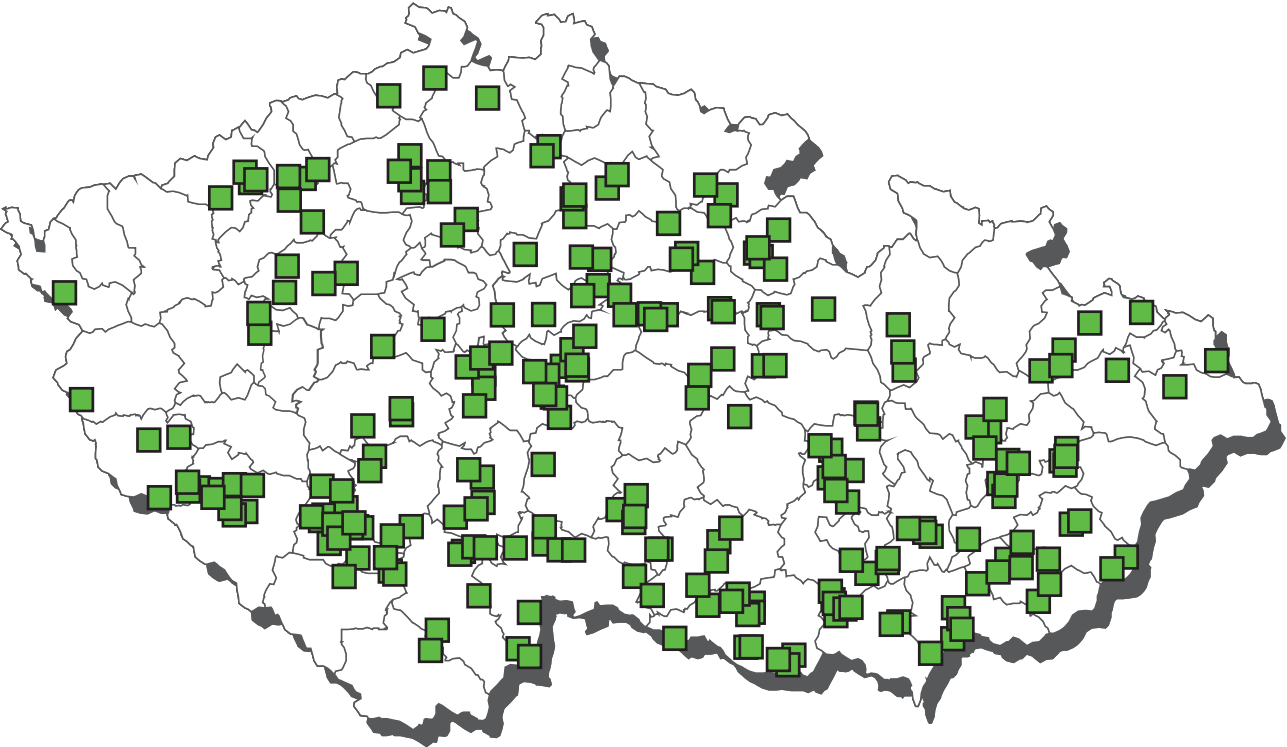
## The average content of contaminants in the liver of pigs



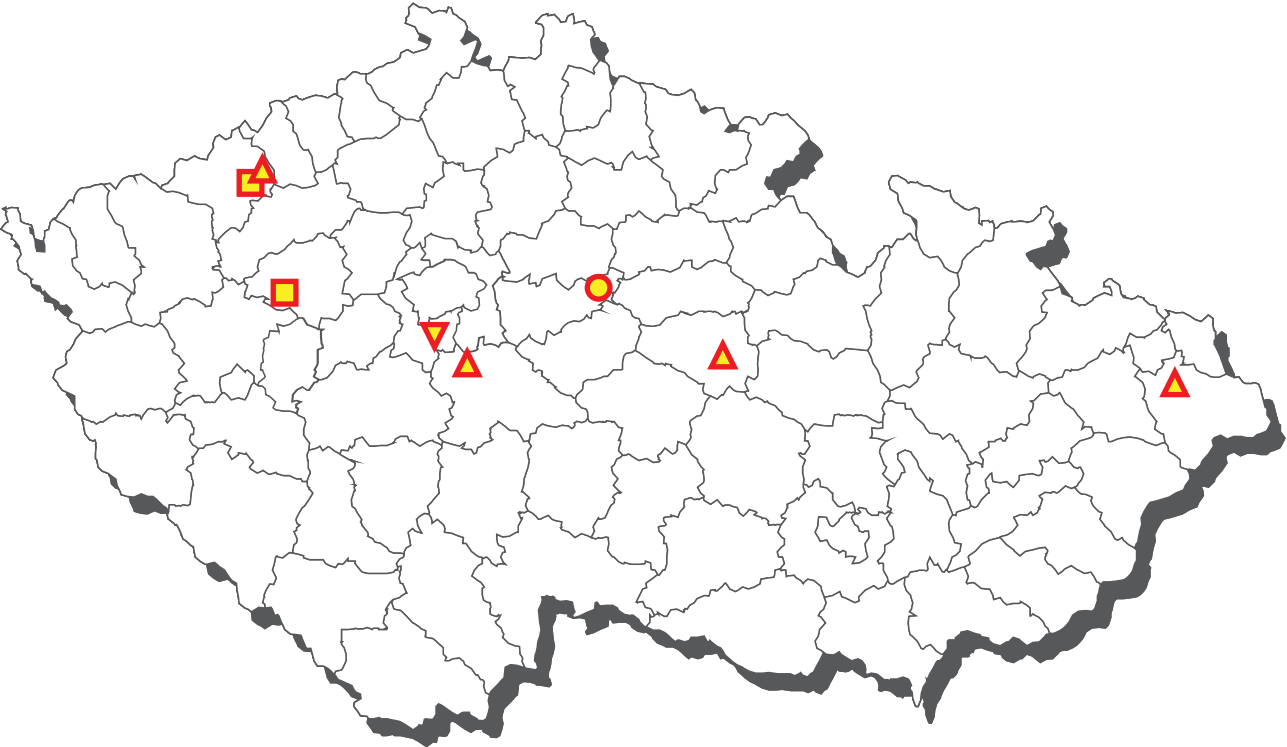
## The average content of contaminants in the kidney of pigs



# Residues monitoring 2010 - sampling of chicken



## Chicken - non-compliant results 2010



- ▼ arsenic - muscle
- decoquinat - liver
- lasalocid - liver
- ▲ nicarbazin (action limits 50 and 200 ug/kg) - liver

Chicken - muscle - monitoring (µg/kg)

									mg/kg	mg/kg of fat	
									Bq/kg	pg/g of fat	
Analyte	n	posit.	%pos.	n+	%+	median	average	10% quantil	90% quantil	maximum	
A1	dienestrol	23	0	0,0	0	0,0	n.d.	*****	n.d.	n.d.	n.d.
A1	diethylstilbestrol	23	0	0,0	0	0,0	n.d.	*****	n.d.	n.d.	n.d.
A1	hexestrol	23	0	0,0	0	0,0	n.d.	*****	n.d.	n.d.	n.d.
A2	methylthiouracil	25	0	0,0	0	0,0	n.d.	*****	n.d.	n.d.	n.d.
A2	propylthiouracil	25	0	0,0	0	0,0	n.d.	*****	n.d.	n.d.	n.d.
A2	tapazole	25	0	0,0	0	0,0	n.d.	*****	n.d.	n.d.	n.d.
A2	thiouracil	25	0	0,0	0	0,0	n.d.	*****	n.d.	n.d.	n.d.
A3	methyltestosterone	15	0	0,0	0	0,0	n.d.	*****	n.d.	n.d.	n.d.
A3	trenbolon	15	0	0,0	0	0,0	n.d.	*****	n.d.	n.d.	n.d.
A4	zearalanon	30	0	0,0	0	0,0	n.d.	*****	n.d.	n.d.	n.d.
A4	taleranol	30	0	0,0	0	0,0	n.d.	*****	n.d.	n.d.	n.d.
A4	zeranol	30	0	0,0	0	0,0	n.d.	*****	n.d.	n.d.	n.d.
A6	nitrofurantoin - AHD	45	0	0,0	0	0,0	n.d.	*****	n.d.	n.d.	n.d.
A6	furaladons - AMOZ	45	0	0,0	0	0,0	n.d.	*****	n.d.	n.d.	n.d.
A6	furazolidone - AOZ	45	0	0,0	0	0,0	n.d.	*****	n.d.	n.d.	n.d.
A6	dimetridazole	44	0	0,0	0	0,0	n.d.	*****	n.d.	n.d.	n.d.
A6	HMMNI	44	0	0,0	0	0,0	n.d.	*****	n.d.	n.d.	n.d.
A6	chloramphenicol	168	0	0,0	0	0,0	n.d.	*****	n.d.	n.d.	n.d.
A6	metronidazole a MNZOH	44	0	0,0	0	0,0	n.d.	*****	n.d.	n.d.	n.d.
A6	MNZOH	44	0	0,0	0	0,0	n.d.	*****	n.d.	n.d.	n.d.
A6	ronidazole	44	0	0,0	0	0,0	n.d.	*****	n.d.	n.d.	n.d.
A6	nitrofurazone - SEM	45	0	0,0	0	0,0	n.d.	*****	n.d.	n.d.	n.d.
B1	betalactam atb	108	0	0,0	0	0,0	n.d.	*****	n.d.	n.d.	n.d.
B1	danofloxacin	108	0	0,0	0	0,0	n.d.	*****	n.d.	n.d.	n.d.
B1	enrofloxacin	108	0	0,0	0	0,0	n.d.	*****	n.d.	n.d.	n.d.
B1	flumequine	108	0	0,0	0	0,0	n.d.	*****	n.d.	n.d.	n.d.
B1	gentamicine, neomycin	108	0	0,0	0	0,0	n.d.	*****	n.d.	n.d.	n.d.
B1	Oxolinic acid	108	0	0,0	0	0,0	n.d.	*****	n.d.	n.d.	n.d.
B1	macrolides	108	0	0,0	0	0,0	n.d.	*****	n.d.	n.d.	n.d.
B1	streptomycines	108	0	0,0	0	0,0	n.d.	*****	n.d.	n.d.	n.d.
B1	sulfadiazine	108	0	0,0	0	0,0	n.d.	*****	n.d.	n.d.	n.d.
B1	sulfadimethoxine	108	0	0,0	0	0,0	n.d.	*****	n.d.	n.d.	n.d.
B1	sulfadimidine	108	0	0,0	0	0,0	n.d.	*****	n.d.	n.d.	n.d.
B1	sulfadoxine	108	0	0,0	0	0,0	n.d.	*****	n.d.	n.d.	n.d.
B1	sulfachlorpyridazine	108	0	0,0	0	0,0	n.d.	*****	n.d.	n.d.	n.d.
B1	sulfamerazine	108	0	0,0	0	0,0	n.d.	*****	n.d.	n.d.	n.d.
B1	sulfamethoxazole	108	0	0,0	0	0,0	n.d.	*****	n.d.	n.d.	n.d.
B1	sulfamethoxydiazine	108	0	0,0	0	0,0	n.d.	*****	n.d.	n.d.	n.d.
B1	sulfaquinoxaline	108	0	0,0	0	0,0	n.d.	*****	n.d.	n.d.	n.d.
B1	sulfathiazole	108	0	0,0	0	0,0	n.d.	*****	n.d.	n.d.	n.d.
B1	tetracyclines	108	0	0,0	0	0,0	n.d.	*****	n.d.	n.d.	n.d.
B1	valnemulin	108	0	0,0	0	0,0	n.d.	*****	n.d.	n.d.	n.d.
B2a	albendazole (incl. metabolites)	15	0	0,0	0	0,0	n.d.	*****	n.d.	n.d.	n.d.
B2a	fenbendazole (incl. metabolites)	15	0	0,0	0	0,0	n.d.	*****	n.d.	n.d.	n.d.
B2a	levamisole	28	0	0,0	0	0,0	n.d.	*****	n.d.	n.d.	n.d.
B2a	oxfendazole (incl. metabolites)	15	0	0,0	0	0,0	n.d.	*****	n.d.	n.d.	n.d.
B2a	thiabendazole (incl. metabolites)	15	0	0,0	0	0,0	n.d.	*****	n.d.	n.d.	n.d.
B2a	triclabendazole (incl. metabolites)	15	0	0,0	0	0,0	n.d.	*****	n.d.	n.d.	n.d.
B2c	aldicarb	28	0	0,0	0	0,0	n.d.	*****	n.d.	n.d.	n.d.
B2c	carbofuran	28	0	0,0	0	0,0	n.d.	*****	n.d.	n.d.	n.d.
B2c	lambda-cyhalothrin	28	0	0,0	0	0,0	n.d.	*****	n.d.	n.d.	n.d.
B2c	cypermethrin	28	0	0,0	0	0,0	n.d.	*****	n.d.	n.d.	n.d.
B2c	deltamethrin	28	0	0,0	0	0,0	n.d.	*****	n.d.	n.d.	n.d.
B2c	methiocarb	28	0	0,0	0	0,0	n.d.	*****	n.d.	n.d.	n.d.
B2c	methomyl	28	0	0,0	0	0,0	n.d.	*****	n.d.	n.d.	n.d.
B2c	permethrin	28	1	3,6	0	0,0	n.d.	0,003	n.d.	n.d.	0,019
B2c	propoxur	28	0	0,0	0	0,0	n.d.	*****	n.d.	n.d.	n.d.
B2e	carprofen	14	0	0,0	0	0,0	n.d.	*****	n.d.	n.d.	n.d.
B2e	diclofenac	14	0	0,0	0	0,0	n.d.	*****	n.d.	n.d.	n.d.
B2e	flunixin	14	0	0,0	0	0,0	n.d.	*****	n.d.	n.d.	n.d.
B2e	ibuprofen	14	0	0,0	0	0,0	n.d.	*****	n.d.	n.d.	n.d.
B2e	mefenamic acid	14	0	0,0	0	0,0	n.d.	*****	n.d.	n.d.	n.d.
B2e	meloxicam	14	0	0,0	0	0,0	n.d.	*****	n.d.	n.d.	n.d.
B2e	oxyphenbutazone	14	0	0,0	0	0,0	n.d.	*****	n.d.	n.d.	n.d.
B2e	phenylbutazone	14	0	0,0	0	0,0	n.d.	*****	n.d.	n.d.	n.d.
B2e	toifenamic acid	14	0	0,0	0	0,0	n.d.	*****	n.d.	n.d.	n.d.
B2e	vedaprofen	14	0	0,0	0	0,0	n.d.	*****	n.d.	n.d.	n.d.
B3a	alfa-HCH	23	0	0,0	0	0,0	n.d.	*****	n.d.	n.d.	n.d.
B3a	beta-HCH	23	0	0,0	0	0,0	n.d.	*****	n.d.	n.d.	n.d.
B3a	DDT sum	23	1	4,3	0	0,0	n.d.	0,000	n.d.	n.d.	0,000
B3a	dieldrin	23	0	0,0	0	0,0	n.d.	*****	n.d.	n.d.	n.d.
B3a	endosulfan	23	0	0,0	0	0,0	n.d.	*****	n.d.	n.d.	n.d.
B3a	endrin	23	0	0,0	0	0,0	n.d.	*****	n.d.	n.d.	n.d.
B3a	lindane	23	0	0,0	0	0,0	n.d.	*****	n.d.	n.d.	n.d.
B3a	heptachlor	23	0	0,0	0	0,0	n.d.	*****	n.d.	n.d.	n.d.
B3a	HCB	23	1	4,3	0	0,0	n.d.	0,000	n.d.	n.d.	0,001
B3a	chlordan	23	0	0,0	0	0,0	n.d.	*****	n.d.	n.d.	n.d.
B3a	PCB sum	26	2	7,7	0	0,0	n.d.	0,003	n.d.	n.d.	0,015

**Chicken - muscle - monitoring (µg/kg)  
(continuation)**

<b>mg/kg</b>	<b>mg/kg of fat</b>
<b>Bq/kg</b>	<b>pg/g of fat</b>

Analyte	n	posit.	%pos.	n+	%+	median	average	10% quantil	90% quantil	maximum
B3a WHO-PCDD/F-PCB-TEQ	3	3	100,0	0	0,0	1,020	1,262	-	-	2,030
B3a WHO-PCDD/F-TEQ	3	2	66,7	0	0,0	0,751	0,967	-	-	1,800
B3c arsenic	23	5	21,7	1	4,3	n.d.	0,013	n.d.	0,010	0,200
B3c cadmium	23	0	0,0	0	0,0	n.d.	*****	n.d.	n.d.	n.d.
B3c lead	23	0	0,0	0	0,0	n.d.	*****	n.d.	n.d.	n.d.
B3c mercury	23	12	52,2	0	0,0	0,001	0,001	n.d.	0,001	0,002
B3f 2,2',3,4,4',5',6-HeptaBDE	3	0	0,0	0	0,0	n.d.	*****	-	-	n.d.
B3f 2,2',4,4'-TetraBDE	3	0	0,0	0	0,0	n.d.	*****	-	-	n.d.
B3f 2,2',4,4',5-PentaBDE	3	0	0,0	0	0,0	n.d.	*****	-	-	n.d.
B3f 2,2',4,4',5,5'-HexaBDE	3	0	0,0	0	0,0	n.d.	*****	-	-	n.d.
B3f 2,2',4,4',5,6'-HexaBDE	3	0	0,0	0	0,0	n.d.	*****	-	-	n.d.
B3f 2,2',4,4',6-PentaBDE	3	0	0,0	0	0,0	n.d.	*****	-	-	n.d.
B3f 2,4,4'-TriBDE	3	0	0,0	0	0,0	n.d.	*****	-	-	n.d.
B3f 134 Cs	14	0	0,0	0	0,0	n.d.	*****	n.d.	n.d.	n.d.
B3f 137 Cs	14	3	21,4	0	0,0	n.d.	0,078	n.d.	0,205	0,210

Analyte	hygienic limit (HL)	under 50%	50-75%	75-100%	100-150%	150-200%	over 200%
B1 danofloxacin	200,00000 ug/kg	108	0	0	0	0	0
B1 enrofloxacin	100,00000 ug/kg	108	0	0	0	0	0
B1 flumequine	400,00000 ug/kg	108	0	0	0	0	0
B1 Oxolinic acid	100,00000 ug/kg	108	0	0	0	0	0
B1 sulfadiazine	100,00000 ug/kg	108	0	0	0	0	0
B1 sulfadimethoxine	100,00000 ug/kg	108	0	0	0	0	0
B1 sulfadimidine	100,00000 ug/kg	108	0	0	0	0	0
B1 sulfadoxine	100,00000 ug/kg	108	0	0	0	0	0
B1 sulfachlorpyridazine	100,00000 ug/kg	108	0	0	0	0	0
B1 sulfamerazine	100,00000 ug/kg	108	0	0	0	0	0
B1 sulfamethoxazole	100,00000 ug/kg	108	0	0	0	0	0
B1 sulfamethoxydiazine	100,00000 ug/kg	108	0	0	0	0	0
B1 sulfaquinoxaline	100,00000 ug/kg	108	0	0	0	0	0
B1 sulfathiazole	100,00000 ug/kg	108	0	0	0	0	0
B2a levamisole	10,00000 ug/kg	28	0	0	0	0	0
B2c aldicarb	0,01000 mg/kg	28	0	0	0	0	0
B2c carbofuran	0,10000 mg/kg	28	0	0	0	0	0
B2c lambda-cyhalothrin	0,02000 mg/kg	28	0	0	0	0	0
B2c cypermethrin	0,05000 mg/kg	28	0	0	0	0	0
B2c deltamethrin	0,01000 mg/kg	28	0	0	0	0	0
B2c methiocarb	0,05000 mg/kg	28	0	0	0	0	0
B2c methomyl	0,02000 mg/kg	28	0	0	0	0	0
B2c permethrin	0,05000 mg/kg	28	0	0	0	0	0
B2c propoxur	0,05000 mg/kg	28	0	0	0	0	0
B3a alfa-HCH	0,02000 mg/kg	23	0	0	0	0	0
B3a beta-HCH	0,01000 mg/kg	23	0	0	0	0	0
B3a DDT sum	0,10000 mg/kg	23	0	0	0	0	0
B3a dieldrin	0,02000 mg/kg	23	0	0	0	0	0
B3a endosulfan	0,01000 mg/kg	23	0	0	0	0	0
B3a endrin	0,01000 mg/kg	23	0	0	0	0	0
B3a lindane	0,07000 mg/kg	23	0	0	0	0	0
B3a heptachlor	0,02000 mg/kg	23	0	0	0	0	0
B3a HCB	0,02000 mg/kg	23	0	0	0	0	0
B3a chlordan	0,01000 mg/kg	23	0	0	0	0	0
B3a PCB sum	0,20000 mg/kg of fat	26	0	0	0	0	0
B3a WHO-PCDD/F-PCB-TEQ	4,00000 pg/g of fat	1	1	1	0	0	0
B3a WHO-PCDD/F-TEQ	2,00000 pg/g of fat	3	0	0	0	0	0
B3c arsenic	0,10000 mg/kg	22	0	0	0	1	0
B3c cadmium	0,05000 mg/kg	23	0	0	0	0	0
B3c lead	0,10000 mg/kg	23	0	0	0	0	0
B3c mercury	0,05000 mg/kg	23	0	0	0	0	0
B3f 134 Cs	600,00000 Bq/kg	14	0	0	0	0	0
B3f 137 Cs	600,00000 Bq/kg	14	0	0	0	0	0

**Chicken - monitoring - list of non-compliant results**

Sampling	cadastral district	district	value
<b>arsenic</b>			
31.3.2010	Zvole u Prahy	Praha Zapad	0,2 mg/kg

Chicken - liver - monitoring (µg/kg)

mg/kg

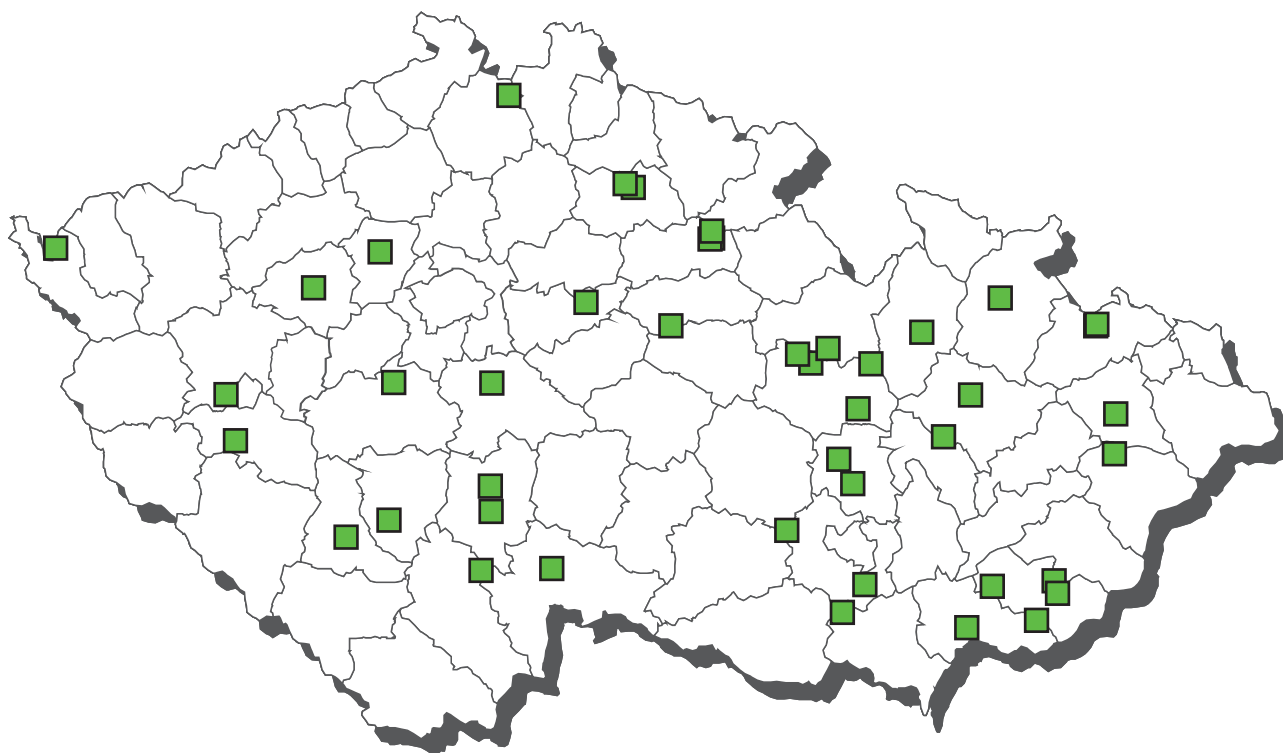
Analyte	n	posit.	%pos.	n+	%+	median	average	10% quantil	90% quantil	maximum
A5 brombuterol	28	0	0,0	0	0,0	n.d.	*****	n.d.	n.d.	n.d.
A5 cimaterol	28	0	0,0	0	0,0	n.d.	*****	-	-	n.d.
A5 cimbuterol	28	0	0,0	0	0,0	n.d.	*****	-	-	n.d.
A5 clenbuterol	28	0	0,0	0	0,0	n.d.	*****	n.d.	n.d.	n.d.
A5 isoxsuprine	28	0	0,0	0	0,0	n.d.	*****	-	-	n.d.
A5 mabuterol	28	0	0,0	0	0,0	n.d.	*****	n.d.	n.d.	n.d.
A5 mapenterol	28	0	0,0	0	0,0	n.d.	*****	-	-	n.d.
A5 ractopamin	28	0	0,0	0	0,0	n.d.	*****	-	-	n.d.
A5 ritodrin	28	0	0,0	0	0,0	n.d.	*****	-	-	n.d.
A5 salbutamol	28	0	0,0	0	0,0	n.d.	*****	n.d.	n.d.	n.d.
A5 terbutalin	28	0	0,0	0	0,0	n.d.	*****	-	-	n.d.
A5 tulobuterol	28	0	0,0	0	0,0	n.d.	*****	-	-	n.d.
A5 zilpaterol	28	0	0,0	0	0,0	n.d.	*****	-	-	n.d.
B2a abamectin	10	0	0,0	0	0,0	n.d.	*****	n.d.	n.d.	n.d.
B2a doramectin	10	0	0,0	0	0,0	n.d.	*****	n.d.	n.d.	n.d.
B2a emamectin	10	0	0,0	0	0,0	n.d.	*****	n.d.	n.d.	n.d.
B2a eprinomectin	10	0	0,0	0	0,0	n.d.	*****	n.d.	n.d.	n.d.
B2a ivermectin	10	0	0,0	0	0,0	n.d.	*****	n.d.	n.d.	n.d.
B2a moxidectin	10	0	0,0	0	0,0	n.d.	*****	n.d.	n.d.	n.d.
B2b decoquinat	55	2	3,6	2	3,6	n.d.	1,249	n.d.	n.d.	6,550
B2b diclazuril	55	1	1,8	0	0,0	n.d.	2,282	n.d.	n.d.	49,000
B2b halofuginone	55	0	0,0	0	0,0	n.d.	*****	n.d.	n.d.	n.d.
B2b lasalocid	55	3	5,5	1	1,8	n.d.	6,641	n.d.	n.d.	223,000
B2b maduramicin	55	0	0,0	0	0,0	n.d.	*****	n.d.	n.d.	n.d.
B2b monensin	55	0	0,0	0	0,0	n.d.	*****	n.d.	n.d.	n.d.
B2b narasin	55	0	0,0	0	0,0	n.d.	*****	n.d.	n.d.	n.d.
B2b nicarbazin	55	28	50,9	4	7,2	4,910	24,017	n.d.	42,860	327,500
B2b robenidine	55	0	0,0	0	0,0	n.d.	*****	n.d.	n.d.	n.d.
B2b salinomycin	55	0	0,0	0	0,0	n.d.	*****	n.d.	n.d.	n.d.
B3c cadmium	23	20	87,0	0	0,0	0,010	0,016	n.d.	0,037	0,117
B3c lead	23	3	13,0	0	0,0	n.d.	0,008	n.d.	0,020	0,020
B3c mercury	23	14	60,9	0	0,0	0,001	0,001	n.d.	0,001	0,009
B3c selenium	23	23	100,0	0	0,0	0,560	0,524	0,258	0,733	0,747
B3d aflatoxin B1	23	0	0,0	0	0,0	n.d.	*****	n.d.	n.d.	n.d.
B3d aflatoxins (sum B1, B2, G1, G2)	23	0	0,0	0	0,0	n.d.	*****	n.d.	n.d.	n.d.

Analyte	hygienic limit (HL)	under 50%	50-75%	75-100%	100-150%	150-200%	over 200%
B2b diclazuril	1500,00000 ug/kg	55	0	0	0	0	0
B2b lasalocid	100,00000 ug/kg	54	0	0	0	0	1
B2b monensin	8,00000 ug/kg	55	0	0	0	0	0
B2b narasin	50,00000 ug/kg	55	0	0	0	0	0
B2b nicarbazin	50,00000 ug/kg	43	5	3	0	0	4
B2b robenidine	800,00000 ug/kg	55	0	0	0	0	0
B2b salinomycin	5,00000 ug/kg	55	0	0	0	0	0
B3c cadmium	0,50000 mg/kg	23	0	0	0	0	0
B3c lead	0,50000 mg/kg	23	0	0	0	0	0
B3c mercury	0,05000 mg/kg	23	0	0	0	0	0
B3d aflatoxin B1	20,00000 ug/kg	22	0	0	0	0	0
B3d aflatoxins (sum B1, B2, G1, G2)	40,00000 ug/kg	22	0	0	0	0	0

Chicken - liver - monitoring - list of non-compliant results

Sampling	cadastral district	district	value
<b>decoquinat</b>			
1.9.2010	Zavidov	Rakovnik	4,4 ug/kg
17.8.2010	Drouzkovice	Chomutov	6 ug/kg
<b>lasalocid</b>			
3.6.2010	Horka u zehusic	Kutna Hora	223 ug/kg
<b>nicarbazin (action limits 50 and 200 ug/kg)</b>			
24.2.2010	Údlice	Chomutov	132 ug/kg
31.3.2010	Krusicany	Benesov	117 ug/kg
13.5.2010	Prosetin u Hlinska	Chrudim	283 ug/kg
9.8.2010	Frydek	Frydek-Mistek	327,5 ug/kg

# Residues monitoring 2010 - sampling of hens





Hens - muscle - monitoring (µg/kg)

Hens - muscle - monitoring (µg/kg)									mg/kg	mg/kg of fat	
Analyte	n	posit.	%pos.	n+	%+	median	average	10% quantil	90% quantil	maximum	
A1 dienestrol	3	0	0,0	0	0,0	n.d.	*****	-	-	n.d.	
A1 diethylstilbestrol	3	0	0,0	0	0,0	n.d.	*****	-	-	n.d.	
A1 hexestrol	3	0	0,0	0	0,0	n.d.	*****	-	-	n.d.	
A2 methylthiouracil	6	0	0,0	0	0,0	n.d.	*****	-	-	n.d.	
A2 propylthiouracil	6	0	0,0	0	0,0	n.d.	*****	-	-	n.d.	
A2 tapazole	6	0	0,0	0	0,0	n.d.	*****	-	-	n.d.	
A2 thiouracil	6	0	0,0	0	0,0	n.d.	*****	-	-	n.d.	
A3 methyltestosterone	2	0	0,0	0	0,0	n.d.	*****	-	-	n.d.	
A3 trenbolon	1	0	0,0	0	0,0	n.d.	-	-	-	-	
A4 zearalanon	3	0	0,0	0	0,0	n.d.	*****	-	-	n.d.	
A4 taleranol	3	0	0,0	0	0,0	n.d.	*****	-	-	n.d.	
A4 zeranol	3	0	0,0	0	0,0	n.d.	*****	-	-	n.d.	
A6 nitrofurantoin - AHD	2	0	0,0	0	0,0	n.d.	*****	-	-	n.d.	
A6 furaltadons - AMOZ	2	0	0,0	0	0,0	n.d.	*****	-	-	n.d.	
A6 furazolidone - AOZ	2	0	0,0	0	0,0	n.d.	*****	-	-	n.d.	
A6 dimetridazole	4	0	0,0	0	0,0	n.d.	*****	-	-	n.d.	
A6 HMMNI	4	0	0,0	0	0,0	n.d.	*****	-	-	n.d.	
A6 chloramphenicol	16	0	0,0	0	0,0	n.d.	*****	n.d.	n.d.	n.d.	
A6 metronidazole a MNZOH	4	0	0,0	0	0,0	n.d.	*****	-	-	n.d.	
A6 MNZOH	4	0	0,0	0	0,0	n.d.	*****	-	-	n.d.	
A6 ronidazole	4	0	0,0	0	0,0	n.d.	*****	-	-	n.d.	
A6 nitrofurazone - SEM	2	0	0,0	0	0,0	n.d.	*****	-	-	n.d.	
B1 betalactam atb	14	0	0,0	0	0,0	n.d.	*****	n.d.	n.d.	n.d.	
B1 danofloxacin	14	0	0,0	0	0,0	n.d.	*****	n.d.	n.d.	n.d.	
B1 enrofloxacin	14	0	0,0	0	0,0	n.d.	*****	n.d.	n.d.	n.d.	
B1 flumequine	14	0	0,0	0	0,0	n.d.	*****	n.d.	n.d.	n.d.	
B1 gentamicine, neomycin	14	0	0,0	0	0,0	n.d.	*****	n.d.	n.d.	n.d.	
B1 Oxolinic acid	14	0	0,0	0	0,0	n.d.	*****	n.d.	n.d.	n.d.	
B1 macrolides	14	0	0,0	0	0,0	n.d.	*****	n.d.	n.d.	n.d.	
B1 streptomycines	14	0	0,0	0	0,0	n.d.	*****	n.d.	n.d.	n.d.	
B1 sulfadiazine	14	0	0,0	0	0,0	n.d.	*****	n.d.	n.d.	n.d.	
B1 sulfadimethoxine	14	0	0,0	0	0,0	n.d.	*****	n.d.	n.d.	n.d.	
B1 sulfadimidine	14	0	0,0	0	0,0	n.d.	*****	n.d.	n.d.	n.d.	
B1 sulfadoxine	14	0	0,0	0	0,0	n.d.	*****	n.d.	n.d.	n.d.	
B1 sulfachlorpyridazine	14	0	0,0	0	0,0	n.d.	*****	n.d.	n.d.	n.d.	
B1 sulfamerazine	14	0	0,0	0	0,0	n.d.	*****	n.d.	n.d.	n.d.	
B1 sulfamethoxazole	14	0	0,0	0	0,0	n.d.	*****	n.d.	n.d.	n.d.	
B1 sulfamethoxydiazine	14	0	0,0	0	0,0	n.d.	*****	n.d.	n.d.	n.d.	
B1 sulfaquinoxaline	14	0	0,0	0	0,0	n.d.	*****	n.d.	n.d.	n.d.	
B1 sulfathiazole	14	0	0,0	0	0,0	n.d.	*****	n.d.	n.d.	n.d.	
B1 tetracyclines	14	0	0,0	0	0,0	n.d.	*****	n.d.	n.d.	n.d.	
B1 valnemulin	14	0	0,0	0	0,0	n.d.	*****	n.d.	n.d.	n.d.	
B2a levamisole	2	0	0,0	0	0,0	n.d.	*****	-	-	n.d.	
B2c aldicarb	9	0	0,0	0	0,0	n.d.	*****	n.d.	n.d.	n.d.	
B2c carbofuran	9	0	0,0	0	0,0	n.d.	*****	n.d.	n.d.	n.d.	
B2c lambda-cyhalothrin	9	0	0,0	0	0,0	n.d.	*****	n.d.	n.d.	n.d.	
B2c cypermethrin	9	0	0,0	0	0,0	n.d.	*****	n.d.	n.d.	n.d.	
B2c deltamethrin	9	0	0,0	0	0,0	n.d.	*****	n.d.	n.d.	n.d.	
B2c methiocarb	9	0	0,0	0	0,0	n.d.	*****	n.d.	n.d.	n.d.	
B2c methomyl	9	0	0,0	0	0,0	n.d.	*****	n.d.	n.d.	n.d.	
B2c permethrin	9	0	0,0	0	0,0	n.d.	*****	n.d.	n.d.	n.d.	
B2c propoxur	9	0	0,0	0	0,0	n.d.	*****	n.d.	n.d.	n.d.	
B2e carprofen	2	0	0,0	0	0,0	n.d.	*****	-	-	n.d.	
B2e diclofenac	2	0	0,0	0	0,0	n.d.	*****	-	-	n.d.	
B2e flunixin	2	0	0,0	0	0,0	n.d.	*****	-	-	n.d.	
B2e ibuprofen	2	0	0,0	0	0,0	n.d.	*****	-	-	n.d.	
B2e mefenamic acid	2	0	0,0	0	0,0	n.d.	*****	-	-	n.d.	
B2e meloxicam	2	0	0,0	0	0,0	n.d.	*****	-	-	n.d.	
B2e oxyphenbutazone	2	0	0,0	0	0,0	n.d.	*****	-	-	n.d.	
B2e phenylbutazone	2	0	0,0	0	0,0	n.d.	*****	-	-	n.d.	
B2e tolfenamic acid	2	0	0,0	0	0,0	n.d.	*****	-	-	n.d.	
B2e vedaprofen	2	0	0,0	0	0,0	n.d.	*****	-	-	n.d.	
B3a alfa-HCH	9	0	0,0	0	0,0	n.d.	*****	n.d.	n.d.	n.d.	
B3a beta-HCH	9	0	0,0	0	0,0	n.d.	*****	n.d.	n.d.	n.d.	
B3a DDT sum	9	0	0,0	0	0,0	n.d.	*****	n.d.	n.d.	n.d.	
B3a dieldrin	9	0	0,0	0	0,0	n.d.	*****	n.d.	n.d.	n.d.	
B3a endosulfan	9	0	0,0	0	0,0	n.d.	*****	n.d.	n.d.	n.d.	
B3a endrin	9	0	0,0	0	0,0	n.d.	*****	n.d.	n.d.	n.d.	
B3a lindane	9	0	0,0	0	0,0	n.d.	*****	n.d.	n.d.	n.d.	
B3a heptachlor	9	0	0,0	0	0,0	n.d.	*****	n.d.	n.d.	n.d.	
B3a HCB	9	0	0,0	0	0,0	n.d.	*****	n.d.	n.d.	n.d.	
B3a chlordan	9	0	0,0	0	0,0	n.d.	*****	n.d.	n.d.	n.d.	
B3a PCB sum	9	0	0,0	0	0,0	n.d.	*****	n.d.	n.d.	n.d.	
B3c arsenic	9	0	0,0	0	0,0	n.d.	*****	n.d.	n.d.	n.d.	
B3c cadmium	9	0	0,0	0	0,0	n.d.	*****	n.d.	n.d.	n.d.	
B3c lead	9	0	0,0	0	0,0	n.d.	*****	n.d.	n.d.	n.d.	
B3c mercury	9	8	88,9	0	0,0	0,001	0,001	n.d.	0,002	0,002	

## Hens - muscle - monitoring (continuation)

Analyte	hygienic limit (HL)	under 50%	50-75%	75-100%	100-150%	150-200%	over 200%
B2a levamisole	10,00000 ug/kg	2	0	0	0	0	0
B2c aldicarb	0,01000 mg/kg	9	0	0	0	0	0
B2c carbofuran	0,10000 mg/kg	9	0	0	0	0	0
B2c lambda-cyhalothrin	0,02000 mg/kg	9	0	0	0	0	0
B2c cypermethrin	0,05000 mg/kg	9	0	0	0	0	0
B2c deltamethrin	0,01000 mg/kg	9	0	0	0	0	0
B2c methiocarb	0,05000 mg/kg	9	0	0	0	0	0
B2c methomyl	0,02000 mg/kg	9	0	0	0	0	0
B2c permethrin	0,05000 mg/kg	9	0	0	0	0	0
B2c propoxur	0,05000 mg/kg	9	0	0	0	0	0
B3a alfa-HCH	0,02000 mg/kg	9	0	0	0	0	0
B3a beta-HCH	0,01000 mg/kg	9	0	0	0	0	0
B3a DDT sum	0,10000 mg/kg	9	0	0	0	0	0
B3a dieldrin	0,02000 mg/kg	9	0	0	0	0	0
B3a endosulfan	0,01000 mg/kg	9	0	0	0	0	0
B3a endrin	0,01000 mg/kg	9	0	0	0	0	0
B3a lindane	0,07000 mg/kg	9	0	0	0	0	0
B3a heptachlor	0,02000 mg/kg	9	0	0	0	0	0
B3a HCB	0,02000 mg/kg	9	0	0	0	0	0
B3a chlordan	0,01000 mg/kg	9	0	0	0	0	0
B3a PCB sum	0,20000 mg/kg of fat	9	0	0	0	0	0
B3c arsenic	0,10000 mg/kg	9	0	0	0	0	0
B3c cadmium	0,05000 mg/kg	9	0	0	0	0	0
B3c lead	0,10000 mg/kg	9	0	0	0	0	0
B3c mercury	0,05000 mg/kg	9	0	0	0	0	0

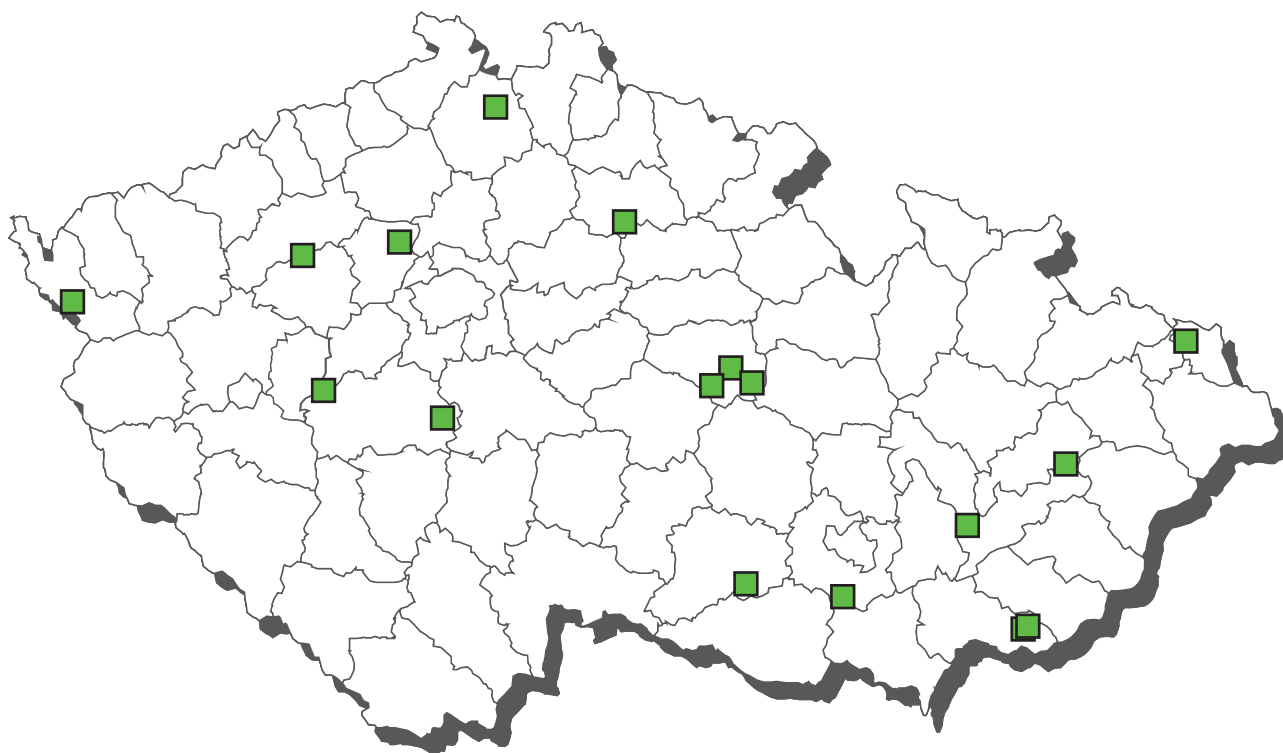
Hens - liver - monitoring (µg/kg)

mg/kg

Analyte	n	posit.	%pos.	n+	%+	median	average	10% quantil	90% quantil	maximum
A5 brombuterol	3	0	0,0	0	0,0	n.d.	*****	-	-	n.d.
A5 clenbuterol	3	0	0,0	0	0,0	n.d.	*****	-	-	n.d.
A5 mabuterol	3	0	0,0	0	0,0	n.d.	*****	-	-	n.d.
A5 salbutamol	3	0	0,0	0	0,0	n.d.	*****	-	-	n.d.
B2a abamectin	2	0	0,0	0	0,0	n.d.	*****	-	-	n.d.
B2a doramectin	2	0	0,0	0	0,0	n.d.	*****	-	-	n.d.
B2a emamectin	2	0	0,0	0	0,0	n.d.	*****	-	-	n.d.
B2a eprinomectin	2	0	0,0	0	0,0	n.d.	*****	-	-	n.d.
B2a ivermectin	2	0	0,0	0	0,0	n.d.	*****	-	-	n.d.
B2a moxidectin	2	0	0,0	0	0,0	n.d.	*****	-	-	n.d.
B2b decoquinat	22	0	0,0	0	0,0	n.d.	*****	n.d.	n.d.	n.d.
B2b diclazuril	22	0	0,0	0	0,0	n.d.	*****	n.d.	n.d.	n.d.
B2b halofuginone	22	0	0,0	0	0,0	n.d.	*****	n.d.	n.d.	n.d.
B2b lasalocid	22	0	0,0	0	0,0	n.d.	*****	n.d.	n.d.	n.d.
B2b maduramicin	22	0	0,0	0	0,0	n.d.	*****	n.d.	n.d.	n.d.
B2b monensin	22	0	0,0	0	0,0	n.d.	*****	n.d.	n.d.	n.d.
B2b narasin	22	0	0,0	0	0,0	n.d.	*****	n.d.	n.d.	n.d.
B2b nicarbazin	22	0	0,0	0	0,0	n.d.	*****	n.d.	n.d.	n.d.
B2b robenidine	22	0	0,0	0	0,0	n.d.	*****	n.d.	n.d.	n.d.
B2b salinomycin	22	0	0,0	0	0,0	n.d.	*****	n.d.	n.d.	n.d.
B3c cadmium	9	9	100,0	0	0,0	0,110	0,099	0,037	0,125	0,125
B3c lead	9	1	11,1	0	0,0	n.d.	0,009	n.d.	0,020	0,020
B3c mercury	9	9	100,0	0	0,0	0,001	0,001	0,000	0,003	0,003
B3c selenium	9	9	100,0	0	0,0	0,380	0,388	0,156	0,664	0,664
B3d aflatoxin B1	9	0	0,0	0	0,0	n.d.	*****	n.d.	n.d.	n.d.
B3d aflatoxins (sum B1, B2, G1, G2)	9	0	0,0	0	0,0	n.d.	*****	n.d.	n.d.	n.d.

Analyte	hygienic limit (HL)	under 50%	50-75%	75-100%	100-150%	150-200%	over 200%
B2b decoquinat	20,00000 ug/kg	22	0	0	0	0	0
B2b diclazuril	40,00000 ug/kg	22	0	0	0	0	0
B2b halofuginone	30,00000 ug/kg	22	0	0	0	0	0
B2b lasalocid	100,00000 ug/kg	22	0	0	0	0	0
B2b maduramicin	2,00000 ug/kg	22	0	0	0	0	0
B2b monensin	8,00000 ug/kg	22	0	0	0	0	0
B2b narasin	50,00000 ug/kg	22	0	0	0	0	0
B2b nicarbazin	100,00000 ug/kg	22	0	0	0	0	0
B2b robenidine	50,00000 ug/kg	22	0	0	0	0	0
B2b salinomycin	5,00000 ug/kg	22	0	0	0	0	0
B3c cadmium	0,50000 mg/kg	9	0	0	0	0	0
B3c lead	0,50000 mg/kg	9	0	0	0	0	0
B3c mercury	0,05000 mg/kg	9	0	0	0	0	0
B3d aflatoxin B1	20,00000 ug/kg	9	0	0	0	0	0
B3d aflatoxins (sum B1, B2, G1, G2)	40,00000 ug/kg	9	0	0	0	0	0

# Residues monitoring 2010 - sampling of turkeys



**Turkeys - muscle - monitoring (µg/kg)**

							mg/kg		mg/kg of fat		
Analyte	n	posit.	%pos.	n+	%+	median	average	10% quantil	90% quantil	maximum	
A1	dienestrol	3	0	0,0	0	0,0	n.d.	0,200	-	-	n.d.
A1	diethylstilbestrol	3	0	0,0	0	0,0	n.d.	0,150	-	-	n.d.
A1	hexestrol	3	0	0,0	0	0,0	n.d.	0,200	-	-	n.d.
A2	methylthiouracil	3	0	0,0	0	0,0	n.d.	2,900	-	-	n.d.
A2	propylthiouracil	3	0	0,0	0	0,0	n.d.	3,050	-	-	n.d.
A2	tapazole	3	0	0,0	0	0,0	n.d.	3,000	-	-	n.d.
A2	thiouracil	3	0	0,0	0	0,0	n.d.	3,000	-	-	n.d.
A3	methyltestosterone	1	0	0,0	0	0,0	n.d.	-	-	-	-
A3	trenbolon	1	0	0,0	0	0,0	n.d.	-	-	-	-
A4	zearalanon	2	0	0,0	0	0,0	n.d.	1,000	-	-	n.d.
A4	taleranol	2	0	0,0	0	0,0	n.d.	1,000	-	-	n.d.
A4	zeranol	2	0	0,0	0	0,0	n.d.	0,500	-	-	n.d.
A6	nitrofurantoin - AHD	2	0	0,0	0	0,0	n.d.	0,270	-	-	n.d.
A6	furaltadons - AMOZ	2	0	0,0	0	0,0	n.d.	0,255	-	-	n.d.
A6	furazolidone - AOZ	2	0	0,0	0	0,0	n.d.	0,190	-	-	n.d.
A6	dimetridazole	5	0	0,0	0	0,0	n.d.	0,400	-	-	n.d.
A6	HMMNI	5	0	0,0	0	0,0	n.d.	0,360	-	-	n.d.
A6	chloramphenicol	7	0	0,0	0	0,0	n.d.	0,046	-	-	n.d.
A6	metronidazole a MNZOH	5	0	0,0	0	0,0	n.d.	0,270	-	-	n.d.
A6	MNZOH	5	0	0,0	0	0,0	n.d.	0,770	-	-	n.d.
A6	ronidazole	5	0	0,0	0	0,0	n.d.	0,320	-	-	n.d.
A6	nitrofurazone - SEM	2	0	0,0	0	0,0	n.d.	0,390	-	-	n.d.
B1	betalactam atb	16	0	0,0	0	0,0	n.d.	*****	n.d.	n.d.	n.d.
B1	danofloxacin	16	0	0,0	0	0,0	n.d.	10,000	n.d.	n.d.	n.d.
B1	enrofloxacin	16	0	0,0	0	0,0	n.d.	10,000	n.d.	n.d.	n.d.
B1	flumequine	16	0	0,0	0	0,0	n.d.	10,000	n.d.	n.d.	n.d.
B1	gentamicine, neomycin	16	0	0,0	0	0,0	n.d.	25,000	n.d.	n.d.	n.d.
B1	Oxolinic acid	16	0	0,0	0	0,0	n.d.	10,000	n.d.	n.d.	n.d.
B1	macrolides	16	0	0,0	0	0,0	n.d.	50,000	n.d.	n.d.	n.d.
B1	streptomycines	16	0	0,0	0	0,0	n.d.	10,625	n.d.	n.d.	n.d.
B1	sulfadiazine	16	0	0,0	0	0,0	n.d.	15,000	n.d.	n.d.	n.d.
B1	sulfadimethoxine	16	0	0,0	0	0,0	n.d.	15,000	n.d.	n.d.	n.d.
B1	sulfadimidine	16	0	0,0	0	0,0	n.d.	15,000	n.d.	n.d.	n.d.
B1	sulfadoxine	16	0	0,0	0	0,0	n.d.	15,000	n.d.	n.d.	n.d.
B1	sulfachlorpyridazine	16	0	0,0	0	0,0	n.d.	15,000	n.d.	n.d.	n.d.
B1	sulfamerazine	16	0	0,0	0	0,0	n.d.	15,000	n.d.	n.d.	n.d.
B1	sulfamethoxazole	16	0	0,0	0	0,0	n.d.	15,000	n.d.	n.d.	n.d.
B1	sulfamethoxydiazine	16	0	0,0	0	0,0	n.d.	15,000	n.d.	n.d.	n.d.
B1	sulfaquinoxaline	16	0	0,0	0	0,0	n.d.	15,000	n.d.	n.d.	n.d.
B1	sulfathiazole	16	0	0,0	0	0,0	n.d.	15,000	n.d.	n.d.	n.d.
B1	tetracyclines	16	0	0,0	0	0,0	n.d.	*****	n.d.	n.d.	n.d.
B1	valnemulin	16	0	0,0	0	0,0	n.d.	6,875	n.d.	n.d.	n.d.
B2a	levamisole	2	0	0,0	0	0,0	n.d.	5,000	-	-	n.d.
B2c	aldicarb	5	0	0,0	0	0,0	n.d.	0,003	-	-	n.d.
B2c	carbofuran	5	0	0,0	0	0,0	n.d.	0,006	-	-	n.d.
B2c	lambda-cyhalothrin	5	0	0,0	0	0,0	n.d.	0,002	-	-	n.d.
B2c	cypermethrin	5	0	0,0	0	0,0	n.d.	0,003	-	-	n.d.
B2c	deltamethrin	5	0	0,0	0	0,0	n.d.	0,002	-	-	n.d.
B2c	methiocarb	5	0	0,0	0	0,0	n.d.	0,010	-	-	n.d.
B2c	methomyl	5	0	0,0	0	0,0	n.d.	0,006	-	-	n.d.
B2c	permethrin	5	0	0,0	0	0,0	n.d.	0,003	-	-	n.d.
B2c	propoxur	5	0	0,0	0	0,0	n.d.	0,006	-	-	n.d.
B2e	carprofen	2	0	0,0	0	0,0	n.d.	1,250	-	-	n.d.
B2e	diclofenac	2	0	0,0	0	0,0	n.d.	1,250	-	-	n.d.
B2e	flunixin	2	0	0,0	0	0,0	n.d.	1,250	-	-	n.d.
B2e	ibuprofen	2	0	0,0	0	0,0	n.d.	1,250	-	-	n.d.
B2e	mefenamic acid	2	0	0,0	0	0,0	n.d.	1,250	-	-	n.d.
B2e	meloxicam	2	0	0,0	0	0,0	n.d.	1,250	-	-	n.d.
B2e	oxyphenbutazone	2	0	0,0	0	0,0	n.d.	1,250	-	-	n.d.
B2e	phenylbutazone	2	0	0,0	0	0,0	n.d.	1,250	-	-	n.d.
B2e	tolfenamic acid	2	0	0,0	0	0,0	n.d.	1,250	-	-	n.d.
B2e	vedaprofen	2	0	0,0	0	0,0	n.d.	5,000	-	-	n.d.
B3a	alfa-HCH	6	0	0,0	0	0,0	n.d.	0,000	-	-	n.d.
B3a	beta-HCH	6	0	0,0	0	0,0	n.d.	0,000	-	-	n.d.
B3a	DDT sum	6	1	16,7	0	0,0	n.d.	0,000	-	-	0,001
B3a	dieldrin	6	0	0,0	0	0,0	n.d.	0,000	-	-	n.d.
B3a	endosulfan	6	0	0,0	0	0,0	n.d.	0,000	-	-	n.d.
B3a	endrin	6	0	0,0	0	0,0	n.d.	0,000	-	-	n.d.
B3a	lindane	6	0	0,0	0	0,0	n.d.	0,000	-	-	n.d.
B3a	heptachlor	6	0	0,0	0	0,0	n.d.	0,000	-	-	n.d.
B3a	HCB	6	0	0,0	0	0,0	n.d.	0,000	-	-	n.d.
B3a	chlordan	6	0	0,0	0	0,0	n.d.	0,000	-	-	n.d.
B3a	PCB sum	6	0	0,0	0	0,0	n.d.	0,002	-	-	n.d.
B3c	arsenic	5	4	80,0	0	0,0	0,011	0,014	-	-	0,030
B3c	cadmium	5	0	0,0	0	0,0	n.d.	0,002	-	-	n.d.
B3c	lead	5	0	0,0	0	0,0	n.d.	0,005	-	-	n.d.
B3c	mercury	5	3	60,0	0	0,0	0,001	0,001	-	-	0,001

## Turkeys - muscle - monitoring (continuation)

Analyte	hygienic limit (HL)	under 50%	50-75%	75-100%	100-150%	150-200%	over 200%
B1 danofloxacin	200,00000 ug/kg	16	0	0	0	0	0
B1 enrofloxacin	100,00000 ug/kg	16	0	0	0	0	0
B1 flumequine	400,00000 ug/kg	16	0	0	0	0	0
B1 Oxolinic acid	100,00000 ug/kg	16	0	0	0	0	0
B1 sulfadiazine	100,00000 ug/kg	16	0	0	0	0	0
B1 sulfadimethoxine	100,00000 ug/kg	16	0	0	0	0	0
B1 sulfadimidine	100,00000 ug/kg	16	0	0	0	0	0
B1 sulfadoxine	100,00000 ug/kg	16	0	0	0	0	0
B1 sulfachlorpyridazine	100,00000 ug/kg	16	0	0	0	0	0
B1 sulfamerazine	100,00000 ug/kg	16	0	0	0	0	0
B1 sulfamethoxazole	100,00000 ug/kg	16	0	0	0	0	0
B1 sulfamethoxydiazine	100,00000 ug/kg	16	0	0	0	0	0
B1 sulfaquinoxaline	100,00000 ug/kg	16	0	0	0	0	0
B1 sulfathiazole	100,00000 ug/kg	16	0	0	0	0	0
B2a levamisole	10,00000 ug/kg	2	0	0	0	0	0
B2c aldicarb	0,01000 mg/kg	5	0	0	0	0	0
B2c carbofuran	0,10000 mg/kg	5	0	0	0	0	0
B2c lambda-cyhalothrin	0,02000 mg/kg	5	0	0	0	0	0
B2c cypermethrin	0,05000 mg/kg	5	0	0	0	0	0
B2c deltamethrin	0,01000 mg/kg	5	0	0	0	0	0
B2c methiocarb	0,05000 mg/kg	5	0	0	0	0	0
B2c methomyl	0,02000 mg/kg	5	0	0	0	0	0
B2c permethrin	0,05000 mg/kg	5	0	0	0	0	0
B2c propoxur	0,05000 mg/kg	5	0	0	0	0	0
B3a alfa-HCH	0,02000 mg/kg	6	0	0	0	0	0
B3a beta-HCH	0,01000 mg/kg	6	0	0	0	0	0
B3a DDT sum	0,10000 mg/kg	6	0	0	0	0	0
B3a dieldrin	0,02000 mg/kg	6	0	0	0	0	0
B3a endosulfan	0,01000 mg/kg	6	0	0	0	0	0
B3a endrin	0,01000 mg/kg	6	0	0	0	0	0
B3a lindane	0,07000 mg/kg	6	0	0	0	0	0
B3a heptachlor	0,02000 mg/kg	6	0	0	0	0	0
B3a HCB	0,02000 mg/kg	6	0	0	0	0	0
B3a chlordan	0,01000 mg/kg	6	0	0	0	0	0
B3a PCB sum	0,20000 mg/kg of fat	6	0	0	0	0	0
B3c arsenic	0,10000 mg/kg	5	0	0	0	0	0
B3c cadmium	0,05000 mg/kg	5	0	0	0	0	0
B3c lead	0,10000 mg/kg	5	0	0	0	0	0
B3c mercury	0,05000 mg/kg	5	0	0	0	0	0

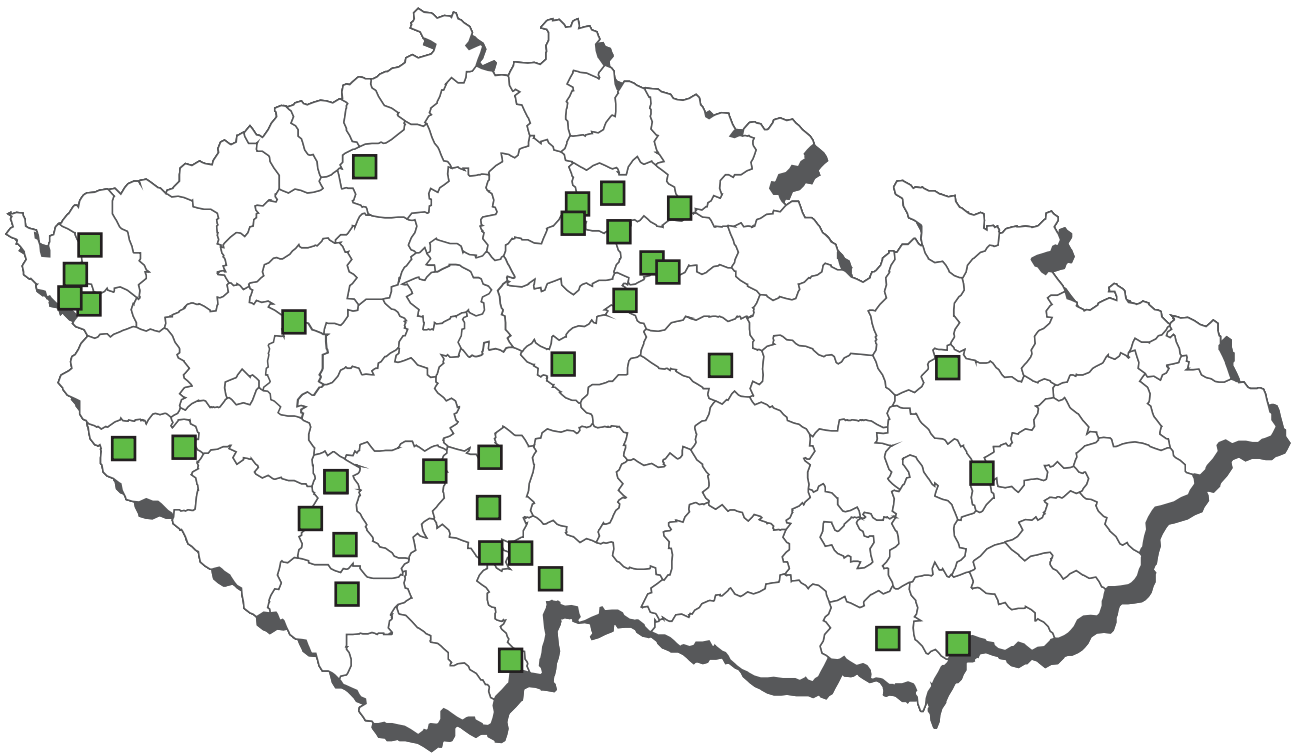
Turkeys - liver - monitoring (µg/kg)

mg/kg

Analyte	n	posit.	%pos.	n+	%+	median	average	10% quantil	90% quantil	maximum
A5 brombuterol	3	0	0,0	0	0,0	n.d.	0,100	-	-	n.d.
A5 clenbuterol	3	0	0,0	0	0,0	n.d.	0,100	-	-	n.d.
A5 mabuterol	3	0	0,0	0	0,0	n.d.	0,100	-	-	n.d.
A5 salbutamol	3	0	0,0	0	0,0	n.d.	1,000	-	-	n.d.
B2b decoquinat	9	0	0,0	0	0,0	n.d.	1,000	n.d.	n.d.	n.d.
B2b diclazuril	9	0	0,0	0	0,0	n.d.	1,000	n.d.	n.d.	n.d.
B2b halofuginone	9	0	0,0	0	0,0	n.d.	1,000	n.d.	n.d.	n.d.
B2b lasalocid	9	0	0,0	0	0,0	n.d.	2,000	n.d.	n.d.	n.d.
B2b maduramicin	9	0	0,0	0	0,0	n.d.	1,000	n.d.	n.d.	n.d.
B2b monensin	9	0	0,0	0	0,0	n.d.	1,000	n.d.	n.d.	n.d.
B2b narasin	9	0	0,0	0	0,0	n.d.	1,000	n.d.	n.d.	n.d.
B2b nicarbazin	9	1	11,1	0	0,0	n.d.	1,287	n.d.	3,580	3,580
B2b robenidine	9	0	0,0	0	0,0	n.d.	1,000	n.d.	n.d.	n.d.
B2b salinomycin	9	0	0,0	0	0,0	n.d.	1,000	n.d.	n.d.	n.d.
B3c cadmium	5	5	100,0	0	0,0	0,064	0,142	-	-	0,417
B3c lead	5	2	40,0	0	0,0	n.d.	0,011	-	-	0,022
B3c mercury	5	4	80,0	0	0,0	0,001	0,001	-	-	0,001
B3c selenium	5	5	100,0	0	0,0	0,319	0,335	-	-	0,441
B3d aflatoxin B1	5	0	0,0	0	0,0	n.d.	0,055	-	-	n.d.
B3d aflatoxins (sum B1, B2, G1, G2)	5	0	0,0	0	0,0	n.d.	0,076	-	-	n.d.

Analyte	hygienic limit (HL)	under 50%	50-75%	75-100%	100-150%	150-200%	over 200%
B2b decoquinat	20,00000 ug/kg	9	0	0	0	0	0
B2b diclazuril	1500,00000 ug/kg	9	0	0	0	0	0
B2b lasalocid	100,00000 ug/kg	9	0	0	0	0	0
B2b monensin	8,00000 ug/kg	9	0	0	0	0	0
B2b narasin	50,00000 ug/kg	9	0	0	0	0	0
B2b nicarbazin	100,00000 ug/kg	9	0	0	0	0	0
B2b robenidine	400,00000 ug/kg	9	0	0	0	0	0
B2b salinomycin	5,00000 ug/kg	9	0	0	0	0	0
B3c cadmium	0,50000 mg/kg	4	0	1	0	0	0
B3c lead	0,50000 mg/kg	5	0	0	0	0	0
B3c mercury	0,05000 mg/kg	5	0	0	0	0	0
B3d aflatoxin B1	20,00000 ug/kg	5	0	0	0	0	0
B3d aflatoxins (sum B1, B2, G1, G2)	40,00000 ug/kg	5	0	0	0	0	0

# Residues monitoring 2010 - sampling of waterfowl





## Waterfowl - muscle - monitoring (µg/kg)

mg/kg

mg/kg of fat

Analyte	n	posit.	%pos.	n+	%+	median	average	10% quantil	90% quantil	maximum
A1 dienestrol	3	0	0,0	0	0,0	n.d.	*****	-	-	n.d.
A1 diethylstilbestrol	3	0	0,0	0	0,0	n.d.	*****	-	-	n.d.
A1 hexestrol	3	0	0,0	0	0,0	n.d.	*****	-	-	n.d.
A2 methylthiouracil	2	0	0,0	0	0,0	n.d.	*****	-	-	n.d.
A2 propylthiouracil	2	0	0,0	0	0,0	n.d.	*****	-	-	n.d.
A2 tapazole	2	0	0,0	0	0,0	n.d.	*****	-	-	n.d.
A2 thiouracil	2	0	0,0	0	0,0	n.d.	*****	-	-	n.d.
A3 methyltestosterone	1	0	0,0	0	0,0	n.d.	-	-	-	-
A3 trenbolon	2	0	0,0	0	0,0	n.d.	*****	-	-	n.d.
A4 alfa-zearalenol	3	0	0,0	0	0,0	n.d.	*****	-	-	n.d.
A4 taleranol	3	0	0,0	0	0,0	n.d.	*****	-	-	n.d.
A4 zeranol	3	0	0,0	0	0,0	n.d.	*****	-	-	n.d.
A6 nitrofurantoina - AHD	3	0	0,0	0	0,0	n.d.	*****	-	-	n.d.
A6 furalfadons - AMOZ	3	0	0,0	0	0,0	n.d.	*****	-	-	n.d.
A6 furazolidone - AOZ	3	0	0,0	0	0,0	n.d.	*****	-	-	n.d.
A6 dimetridazole	5	0	0,0	0	0,0	n.d.	*****	-	-	n.d.
A6 HMMNI	5	0	0,0	0	0,0	n.d.	*****	-	-	n.d.
A6 chloramphenicol	11	0	0,0	0	0,0	n.d.	*****	n.d.	n.d.	n.d.
A6 metronidazole a MNZOH	5	0	0,0	0	0,0	n.d.	*****	-	-	n.d.
A6 MNZOH	5	0	0,0	0	0,0	n.d.	*****	-	-	n.d.
A6 ronidazole	5	0	0,0	0	0,0	n.d.	*****	-	-	n.d.
A6 nitrofurazone - SEM	3	0	0,0	0	0,0	n.d.	*****	-	-	n.d.
B1 betalactam atb	13	0	0,0	0	0,0	n.d.	*****	n.d.	n.d.	n.d.
B1 danofloxacin	13	0	0,0	0	0,0	n.d.	*****	n.d.	n.d.	n.d.
B1 enrofloxacin	13	0	0,0	0	0,0	n.d.	*****	n.d.	n.d.	n.d.
B1 flumequine	13	0	0,0	0	0,0	n.d.	*****	n.d.	n.d.	n.d.
B1 gentamicin, neomycin	13	0	0,0	0	0,0	n.d.	*****	n.d.	n.d.	n.d.
B1 Oxolinic acid	13	0	0,0	0	0,0	n.d.	*****	n.d.	n.d.	n.d.
B1 macrolides	13	0	0,0	0	0,0	n.d.	*****	n.d.	n.d.	n.d.
B1 streptomycines	13	0	0,0	0	0,0	n.d.	*****	n.d.	n.d.	n.d.
B1 sulfadiazine	13	0	0,0	0	0,0	n.d.	*****	n.d.	n.d.	n.d.
B1 sulfadimethoxine	13	0	0,0	0	0,0	n.d.	*****	n.d.	n.d.	n.d.
B1 sulfadimidine	13	0	0,0	0	0,0	n.d.	*****	n.d.	n.d.	n.d.
B1 sulfadoxine	13	0	0,0	0	0,0	n.d.	*****	n.d.	n.d.	n.d.
B1 sulfachlorpyridazine	13	0	0,0	0	0,0	n.d.	*****	n.d.	n.d.	n.d.
B1 sulfamerazine	13	0	0,0	0	0,0	n.d.	*****	n.d.	n.d.	n.d.
B1 sulfamethoxazole	13	0	0,0	0	0,0	n.d.	*****	n.d.	n.d.	n.d.
B1 sulfamethoxydiazine	13	0	0,0	0	0,0	n.d.	*****	n.d.	n.d.	n.d.
B1 sulfaquinoxaline	13	0	0,0	0	0,0	n.d.	*****	n.d.	n.d.	n.d.
B1 sulfathiazole	13	0	0,0	0	0,0	n.d.	*****	n.d.	n.d.	n.d.
B1 tetracyclines	13	0	0,0	0	0,0	n.d.	*****	n.d.	n.d.	n.d.
B1 valnemulin	13	0	0,0	0	0,0	n.d.	*****	n.d.	n.d.	n.d.
B2a levamisole	3	0	0,0	0	0,0	n.d.	*****	-	-	n.d.
B2c aldicarb	4	0	0,0	0	0,0	n.d.	*****	-	-	n.d.
B2c carbofuran	4	0	0,0	0	0,0	n.d.	*****	-	-	n.d.
B2c lambda-cyhalothrin	4	0	0,0	0	0,0	n.d.	*****	-	-	n.d.
B2c cypermethrin	4	0	0,0	0	0,0	n.d.	*****	-	-	n.d.
B2c deltamethrin	4	0	0,0	0	0,0	n.d.	*****	-	-	n.d.
B2c methiocarb	4	0	0,0	0	0,0	n.d.	*****	-	-	n.d.
B2c methomyl	4	0	0,0	0	0,0	n.d.	*****	-	-	n.d.
B2c permethrin	4	0	0,0	0	0,0	n.d.	*****	-	-	n.d.
B2c propoxur	4	0	0,0	0	0,0	n.d.	*****	-	-	n.d.
B2e carprofen	1	0	0,0	0	0,0	n.d.	-	-	-	-
B2e diclofenac	1	0	0,0	0	0,0	n.d.	-	-	-	-
B2e flunixin	1	0	0,0	0	0,0	n.d.	-	-	-	-
B2e ibuprofen	1	0	0,0	0	0,0	n.d.	-	-	-	-
B2e mefenamic acid	1	0	0,0	0	0,0	n.d.	-	-	-	-
B2e meloxicam	1	0	0,0	0	0,0	n.d.	-	-	-	-
B2e oxyphenbutazone	1	0	0,0	0	0,0	n.d.	-	-	-	-
B2e phenylbutazone	1	0	0,0	0	0,0	n.d.	-	-	-	-
B2e tolfenamic acid	1	0	0,0	0	0,0	n.d.	-	-	-	-
B2e vedaprofen	1	0	0,0	0	0,0	n.d.	-	-	-	-
B3a alfa-HCH	3	0	0,0	0	0,0	n.d.	*****	-	-	n.d.
B3a beta-HCH	3	0	0,0	0	0,0	n.d.	*****	-	-	n.d.
B3a DDT sum	3	1	33,3	0	0,0	n.d.	0,007	-	-	0,018
B3a dieldrin	3	0	0,0	0	0,0	n.d.	*****	-	-	n.d.
B3a endosulfan	3	0	0,0	0	0,0	n.d.	*****	-	-	n.d.
B3a endrin	3	0	0,0	0	0,0	n.d.	*****	-	-	n.d.
B3a lindane	3	0	0,0	0	0,0	n.d.	*****	-	-	n.d.
B3a heptachlor	3	0	0,0	0	0,0	n.d.	*****	-	-	n.d.
B3a HCB	3	0	0,0	0	0,0	n.d.	*****	-	-	n.d.
B3a chlordan	3	0	0,0	0	0,0	n.d.	*****	-	-	n.d.
B3a PCB sum	3	0	0,0	0	0,0	n.d.	*****	-	-	n.d.
B3c arsenic	3	1	33,3	0	0,0	n.d.	0,004	-	-	0,006
B3c cadmium	3	0	0,0	0	0,0	n.d.	*****	-	-	n.d.
B3c lead	3	0	0,0	0	0,0	n.d.	*****	-	-	n.d.
B3c mercury	3	1	33,3	0	0,0	n.d.	0,000	-	-	0,001

**Waterfowl - muscle - monitoring (continuation)**

Analyte	hygienic limit (HL)	under 50%	50-75%	75-100%	100-150%	150-200%	over 200%
B1 danofloxacin	200,00000 ug/kg	13	0	0	0	0	0
B1 enrofloxacin	100,00000 ug/kg	13	0	0	0	0	0
B1 flumequine	400,00000 ug/kg	13	0	0	0	0	0
B1 Oxolinic acid	100,00000 ug/kg	13	0	0	0	0	0
B1 sulfadiazine	100,00000 ug/kg	13	0	0	0	0	0
B1 sulfadimethoxine	100,00000 ug/kg	13	0	0	0	0	0
B1 sulfadimidine	100,00000 ug/kg	13	0	0	0	0	0
B1 sulfadoxine	100,00000 ug/kg	13	0	0	0	0	0
B1 sulfachlorpyridazine	100,00000 ug/kg	13	0	0	0	0	0
B1 sulfamerazine	100,00000 ug/kg	13	0	0	0	0	0
B1 sulfamethoxazole	100,00000 ug/kg	13	0	0	0	0	0
B1 sulfamethoxydiazine	100,00000 ug/kg	13	0	0	0	0	0
B1 sulfaquinoxaline	100,00000 ug/kg	13	0	0	0	0	0
B1 sulfathiazole	100,00000 ug/kg	13	0	0	0	0	0
B2a levamisole	10,00000 ug/kg	3	0	0	0	0	0
B2c aldicarb	0,01000 mg/kg	4	0	0	0	0	0
B2c carbofuran	0,10000 mg/kg	4	0	0	0	0	0
B2c lambda-cyhalothrin	0,02000 mg/kg	4	0	0	0	0	0
B2c cypermethrin	0,05000 mg/kg	4	0	0	0	0	0
B2c deltamethrin	0,10000 mg/kg of fat	4	0	0	0	0	0
B2c methiocarb	0,05000 mg/kg	4	0	0	0	0	0
B2c methomyl	0,02000 mg/kg	4	0	0	0	0	0
B2c permethrin	0,50000 mg/kg of fat	4	0	0	0	0	0
B2c propoxur	0,05000 mg/kg	4	0	0	0	0	0
B3a alfa-HCH	0,20000 mg/kg of fat	3	0	0	0	0	0
B3a beta-HCH	0,10000 mg/kg of fat	3	0	0	0	0	0
B3a DDT sum	1,00000 mg/kg of fat	3	0	0	0	0	0
B3a dieldrin	100 mg/kg of fat	3	0	0	0	0	0
B3a endosulfan	0,10000 mg/kg of fat	3	0	0	0	0	0
B3a endrin	0,05000 mg/kg of fat	3	0	0	0	0	0
B3a lindane	0,70000 mg/kg of fat	3	0	0	0	0	0
B3a heptachlor	0,20000 mg/kg of fat	3	0	0	0	0	0
B3a HCB	0,20000 mg/kg of fat	3	0	0	0	0	0
B3a chlordan	0,05000 mg/kg of fat	3	0	0	0	0	0
B3a PCB sum	0,20000 mg/kg of fat	3	0	0	0	0	0
B3c arsenic	0,10000 mg/kg	3	0	0	0	0	0
B3c cadmium	0,05000 mg/kg	3	0	0	0	0	0
B3c lead	0,10000 mg/kg	3	0	0	0	0	0
B3c mercury	0,05000 mg/kg	3	0	0	0	0	0

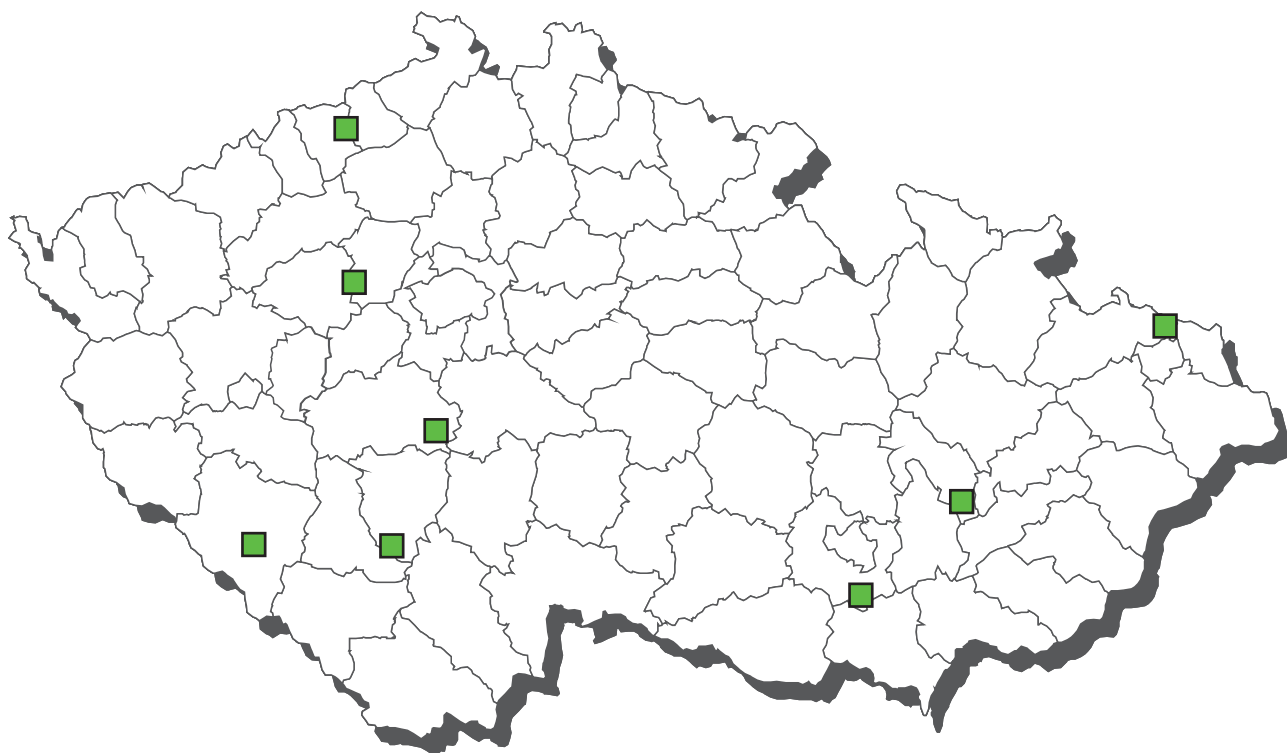
**Waterfowl - liver - monitoring (µg/kg)**

**mg/kg**

Analyte	n	posit.	%pos.	n+	%+	median	average	10% quantil	90% quantil	maximum
A5 brombuterol	3	0	0,0	0	0,0	n.d.	*****	-	-	n.d.
A5 clenbuterol	3	0	0,0	0	0,0	n.d.	*****	-	-	n.d.
A5 mabuterol	3	0	0,0	0	0,0	n.d.	*****	-	-	n.d.
A5 salbutamol	3	0	0,0	0	0,0	n.d.	*****	-	-	n.d.
B2b decoquinat	11	0	0,0	0	0,0	n.d.	*****	n.d.	n.d.	n.d.
B2b diclazuril	11	1	9,1	0	0,0	n.d.	1,195	n.d.	n.d.	3,140
B2b halofuginone	11	0	0,0	0	0,0	n.d.	*****	n.d.	n.d.	n.d.
B2b lasalocid	11	0	0,0	0	0,0	n.d.	*****	n.d.	n.d.	n.d.
B2b maduramicin	11	0	0,0	0	0,0	n.d.	*****	n.d.	n.d.	n.d.
B2b monensin	11	0	0,0	0	0,0	n.d.	*****	n.d.	n.d.	n.d.
B2b narasin	11	0	0,0	0	0,0	n.d.	*****	n.d.	n.d.	n.d.
B2b nicarbazin	11	7	63,6	0	0,0	2,430	8,419	n.d.	31,160	31,750
B2b robenidine	11	0	0,0	0	0,0	n.d.	*****	n.d.	n.d.	n.d.
B2b salinomycin	11	0	0,0	0	0,0	n.d.	*****	n.d.	n.d.	n.d.
B3c cadmium	3	3	100,0	0	0,0	0,165	0,164	-	-	0,206
B3c lead	3	0	0,0	0	0,0	n.d.	*****	-	-	n.d.
B3c mercury	3	3	100,0	0	0,0	0,001	0,001	-	-	0,001
B3c selenium	3	3	100,0	0	0,0	0,837	0,910	-	-	1,320
B3d aflatoxin B1	3	0	0,0	0	0,0	n.d.	*****	-	-	n.d.
B3d aflatoxins (sum B1, B2, G1, G2)	3	0	0,0	0	0,0	n.d.	*****	-	-	n.d.

Analyte	hygienic limit (HL)	under 50%	50-75%	75-100%	100-150%	150-200%	over 200%
B2b decoquinat	20,00000 ug/kg	11	0	0	0	0	0
B2b diclazuril	40,00000 ug/kg	11	0	0	0	0	0
B2b halofuginone	30,00000 ug/kg	11	0	0	0	0	0
B2b lasalocid	100,00000 ug/kg	11	0	0	0	0	0
B2b maduramicin	2,00000 ug/kg	11	0	0	0	0	0
B2b monensin	8,00000 ug/kg	11	0	0	0	0	0
B2b narasin	50,00000 ug/kg	11	0	0	0	0	0
B2b nicarbazin	100,00000 ug/kg	11	0	0	0	0	0
B2b robenidine	50,00000 ug/kg	11	0	0	0	0	0
B2b salinomycin	5,00000 ug/kg	11	0	0	0	0	0
B3c cadmium	0,50000 mg/kg	3	0	0	0	0	0
B3c lead	0,50000 mg/kg	3	0	0	0	0	0
B3c mercury	0,05000 mg/kg	3	0	0	0	0	0
B3d aflatoxin B1	20,00000 ug/kg	3	0	0	0	0	0
B3d aflatoxins (sum B1, B2, G1, G2)	40,00000 ug/kg	3	0	0	0	0	0

# Residues monitoring 2010 - sampling of ostriches



## Ostriches - muscle - monitoring (mg/kg)

mg/kg of fat

µg/kg

Analyte	n	posit.	%pos.	n+	%+	median	average	10% quantil	90% quantil	maximum
A2 methylthiouracil	2	0	0,0	0	0,0	n.d.	*****	-	-	n.d.
A2 propylthiouracil	2	0	0,0	0	0,0	n.d.	*****	-	-	n.d.
A2 tapazole	2	0	0,0	0	0,0	n.d.	*****	-	-	n.d.
A2 thiouracil	2	0	0,0	0	0,0	n.d.	*****	-	-	n.d.
A3 methyltestosterone	1	0	0,0	0	0,0	n.d.	-	-	-	-
A3 trenbolon	1	0	0,0	0	0,0	n.d.	-	-	-	-
A4 zearalanon	1	0	0,0	0	0,0	n.d.	-	-	-	-
A4 taleranol	1	0	0,0	0	0,0	n.d.	-	-	-	-
A4 zeranol	1	0	0,0	0	0,0	n.d.	-	-	-	-
A6 chloramphenicol	1	0	0,0	0	0,0	n.d.	-	-	-	-
B1 betalactam atb	13	0	0,0	0	0,0	n.d.	*****	n.d.	n.d.	n.d.
B1 danofloxacin	13	1	7,7	0	0,0	n.d.	12,308	n.d.	n.d.	50,000
B1 enrofloxacin	13	1	7,7	0	0,0	n.d.	12,769	n.d.	n.d.	50,000
B1 gentamicine, neomycin	13	0	0,0	0	0,0	n.d.	*****	n.d.	n.d.	n.d.
B1 Oxolinic acid	13	0	0,0	0	0,0	n.d.	*****	n.d.	n.d.	n.d.
B1 macrolides	13	0	0,0	0	0,0	n.d.	*****	n.d.	n.d.	n.d.
B1 streptomycines	13	0	0,0	0	0,0	n.d.	*****	n.d.	n.d.	n.d.
B1 sulfadiazine	13	0	0,0	0	0,0	n.d.	*****	n.d.	n.d.	n.d.
B1 sulfadimethoxine	13	0	0,0	0	0,0	n.d.	*****	n.d.	n.d.	n.d.
B1 sulfadimidine	13	0	0,0	0	0,0	n.d.	*****	n.d.	n.d.	n.d.
B1 sulfadoxine	13	0	0,0	0	0,0	n.d.	*****	n.d.	n.d.	n.d.
B1 sulfachlorpyridazine	13	0	0,0	0	0,0	n.d.	*****	n.d.	n.d.	n.d.
B1 sulfamerazine	13	0	0,0	0	0,0	n.d.	*****	n.d.	n.d.	n.d.
B1 sulfamethoxazole	13	0	0,0	0	0,0	n.d.	*****	n.d.	n.d.	n.d.
B1 sulfamethoxydiazine	13	0	0,0	0	0,0	n.d.	*****	n.d.	n.d.	n.d.
B1 sulfaquinoxaline	13	0	0,0	0	0,0	n.d.	*****	n.d.	n.d.	n.d.
B1 sulfathiazole	13	0	0,0	0	0,0	n.d.	*****	n.d.	n.d.	n.d.
B1 tetracyclines	13	0	0,0	0	0,0	n.d.	*****	n.d.	n.d.	n.d.
B2a albendazole (incl. metabolites)	1	0	0,0	0	0,0	n.d.	-	-	-	-
B2a fenbendazole (incl. metabolites)	1	0	0,0	0	0,0	n.d.	-	-	-	-
B2a levamisole	1	0	0,0	0	0,0	n.d.	-	-	-	-
B2a oxfendazole (incl. metabolites)	5	0	0,0	0	0,0	n.d.	*****	-	-	n.d.
B2a thiabendazole (incl. metabolites)	1	0	0,0	0	0,0	n.d.	-	-	-	-
B2a triclabendazole (incl. metabolites)	1	0	0,0	0	0,0	n.d.	-	-	-	-
B2c aldicarb	2	0	0,0	0	0,0	n.d.	*****	-	-	n.d.
B2c carbofuran	2	0	0,0	0	0,0	n.d.	*****	-	-	n.d.
B2c lambda-cyhalothrin	2	0	0,0	0	0,0	n.d.	*****	-	-	n.d.
B2c cypermethrin	2	0	0,0	0	0,0	n.d.	*****	-	-	n.d.
B2c deltamethrin	2	0	0,0	0	0,0	n.d.	*****	-	-	n.d.
B2c methiocarb	2	0	0,0	0	0,0	n.d.	*****	-	-	n.d.
B2c methomyl	2	0	0,0	0	0,0	n.d.	*****	-	-	n.d.
B2c permethrin	2	0	0,0	0	0,0	n.d.	*****	-	-	n.d.
B2c propoxur	2	0	0,0	0	0,0	n.d.	*****	-	-	n.d.
B2e carprofen	1	0	0,0	0	0,0	n.d.	-	-	-	-
B2e diclofenac	1	0	0,0	0	0,0	n.d.	-	-	-	-
B2e flunixin	1	0	0,0	0	0,0	n.d.	-	-	-	-
B2e ibuprofen	1	0	0,0	0	0,0	n.d.	-	-	-	-
B2e mefenamic acid	1	0	0,0	0	0,0	n.d.	-	-	-	-
B2e meloxicam	1	0	0,0	0	0,0	n.d.	-	-	-	-
B2e oxyphenbutazone	1	0	0,0	0	0,0	n.d.	-	-	-	-
B2e phenylbutazone	1	0	0,0	0	0,0	n.d.	-	-	-	-
B2e tolfenamic acid	1	0	0,0	0	0,0	n.d.	-	-	-	-
B2e vedaprofen	1	0	0,0	0	0,0	n.d.	-	-	-	-
B3a alfa-HCH	4	0	0,0	0	0,0	n.d.	*****	-	-	n.d.
B3a beta-HCH	4	0	0,0	0	0,0	n.d.	*****	-	-	n.d.
B3a DDT sum	4	4	100,0	0	0,0	0,000	0,000	-	-	0,001
B3a dieldrin	4	0	0,0	0	0,0	n.d.	*****	-	-	n.d.
B3a endosulfan	4	0	0,0	0	0,0	n.d.	*****	-	-	n.d.
B3a endrin	4	0	0,0	0	0,0	n.d.	*****	-	-	n.d.
B3a lindane	4	0	0,0	0	0,0	n.d.	*****	-	-	n.d.
B3a heptachlor	4	0	0,0	0	0,0	n.d.	*****	-	-	n.d.
B3a HCB	4	0	0,0	0	0,0	n.d.	*****	-	-	n.d.
B3a chlordan	4	0	0,0	0	0,0	n.d.	*****	-	-	n.d.
B3a PCB sum	4	3	75,0	0	0,0	0,001	0,001	-	-	0,001
B3c cadmium	4	2	50,0	0	0,0	0,003	0,002	-	-	0,005
B3c lead	4	1	25,0	0	0,0	n.d.	0,006	-	-	0,010
B3c mercury	4	1	25,0	0	0,0	n.d.	0,001	-	-	0,002

## Ostriches - muscle - monitoring (continuation)

Analyte	hygienic limit (HL)	under 50%	50-75%	75-100%	100-150%	150-200%	over 200%
B1 danofloxacin	100,00000 ug/kg	13	0	0	0	0	0
B1 enrofloxacin	100,00000 ug/kg	13	0	0	0	0	0
B1 Oxolinic acid	100,00000 ug/kg	13	0	0	0	0	0
B1 sulfadiazine	100,00000 ug/kg	13	0	0	0	0	0
B1 sulfadimethoxine	100,00000 ug/kg	13	0	0	0	0	0
B1 sulfadimidine	100,00000 ug/kg	13	0	0	0	0	0
B1 sulfadoxine	100,00000 ug/kg	13	0	0	0	0	0
B1 sulfachlorpyridazine	100,00000 ug/kg	13	0	0	0	0	0
B1 sulfamerazine	100,00000 ug/kg	13	0	0	0	0	0
B1 sulfamethoxazole	100,00000 ug/kg	13	0	0	0	0	0
B1 sulfamethoxydiazine	100,00000 ug/kg	13	0	0	0	0	0
B1 sulfaquinoxaline	100,00000 ug/kg	13	0	0	0	0	0
B1 sulfathiazole	100,00000 ug/kg	13	0	0	0	0	0
B2a albendazole (incl. metabolites)	100,00000 ug/kg	1	0	0	0	0	0
B2a fenbendazole (incl. metabolites)	50,00000 ug/kg	1	0	0	0	0	0
B2a thiabendazole (incl. metabolites)	225,00000 ug/kg	1	0	0	0	0	0
B2c aldicarb	0,01000 mg/kg	2	0	0	0	0	0
B2c carbofuran	0,10000 mg/kg	2	0	0	0	0	0
B2c lambda-cyhalothrin	0,05000 mg/kg	2	0	0	0	0	0
B2c cypermethrin	0,02000 mg/kg	2	0	0	0	0	0
B2c deltamethrin	0,05000 mg/kg	2	0	0	0	0	0
B2c methiocarb	0,05000 mg/kg	2	0	0	0	0	0
B2c methomyl	0,02000 mg/kg	2	0	0	0	0	0
B2c permethrin	0,05000 mg/kg	2	0	0	0	0	0
B2c propoxur	0,05000 mg/kg	2	0	0	0	0	0
B3a alfa-HCH	0,02000 mg/kg	4	0	0	0	0	0
B3a beta-HCH	0,01000 mg/kg	4	0	0	0	0	0
B3a DDT sum	0,10000 mg/kg	4	0	0	0	0	0
B3a dieldrin	0,02000 mg/kg	4	0	0	0	0	0
B3a endosulfan	0,01000 mg/kg	4	0	0	0	0	0
B3a endrin	0,01000 mg/kg	4	0	0	0	0	0
B3a lindane	0,01000 mg/kg	4	0	0	0	0	0
B3a heptachlor	0,02000 mg/kg	4	0	0	0	0	0
B3a HCB	0,02000 mg/kg	4	0	0	0	0	0
B3a chlordan	0,01000 mg/kg	4	0	0	0	0	0
B3a PCB sum	0,20000 ug/kg of fat	4	0	0	0	0	0
B3c cadmium	0,10000 mg/kg	4	0	0	0	0	0
B3c lead	1,00000 mg/kg	4	0	0	0	0	0
B3c mercury	0,05000 mg/kg	4	0	0	0	0	0

## Ostriches - liver - monitoring (µg/kg)

Analyte	n	posit.	%pos.	n+	%+	median	average	10% quantil	90% quantil	maximum
A5 brombuterol	2	0	0,0	0	0,0	n.d.	0,100	-	-	n.d.
A5 cimaterol	2	0	0,0	0	0,0	n.d.	0,050	-	-	n.d.
A5 cimbuterol	2	0	0,0	0	0,0	n.d.	0,150	-	-	n.d.
A5 clenbuterol	2	0	0,0	0	0,0	n.d.	0,100	-	-	n.d.
A5 isoxxuprine	2	0	0,0	0	0,0	n.d.	0,250	-	-	n.d.
A5 mabuterol	2	0	0,0	0	0,0	n.d.	0,050	-	-	n.d.
A5 mapenterol	2	0	0,0	0	0,0	n.d.	0,100	-	-	n.d.
A5 ractopamin	2	0	0,0	0	0,0	n.d.	0,100	-	-	n.d.
A5 ritodrin	2	0	0,0	0	0,0	n.d.	0,100	-	-	n.d.
A5 salbutamol	2	0	0,0	0	0,0	n.d.	0,350	-	-	n.d.
A5 terbutalin	2	0	0,0	0	0,0	n.d.	0,200	-	-	n.d.
A5 tulobuterol	2	0	0,0	0	0,0	n.d.	0,150	-	-	n.d.
A5 zilpaterol	2	0	0,0	0	0,0	n.d.	1,100	-	-	n.d.
B2a abamectin	4	0	0,0	0	0,0	n.d.	2,500	-	-	n.d.
B2a doramectin	4	0	0,0	0	0,0	n.d.	2,500	-	-	n.d.
B2a emamectin	4	0	0,0	0	0,0	n.d.	2,500	-	-	n.d.
B2a eprinomectin	4	0	0,0	0	0,0	n.d.	2,500	-	-	n.d.
B2a ivermectin	4	0	0,0	0	0,0	n.d.	2,500	-	-	n.d.
B2a moxidectin	4	0	0,0	0	0,0	n.d.	2,500	-	-	n.d.
B2b decoquinat	6	0	0,0	0	0,0	n.d.	1,250	-	-	n.d.
B2b diclazuril	6	0	0,0	0	0,0	n.d.	1,000	-	-	n.d.
B2b halofuginone	6	0	0,0	0	0,0	n.d.	1,250	-	-	n.d.
B2b lasalocid	6	0	0,0	0	0,0	n.d.	2,500	-	-	n.d.
B2b maduramicin	6	0	0,0	0	0,0	n.d.	1,000	-	-	n.d.
B2b monensin	6	0	0,0	0	0,0	n.d.	1,250	-	-	n.d.
B2b narasin	6	0	0,0	0	0,0	n.d.	1,250	-	-	n.d.
B2b nicarbazin	6	1	16,7	0	0,0	n.d.	1,533	-	-	5,000
B2b robenidine	6	0	0,0	0	0,0	n.d.	1,250	-	-	n.d.
B2b salinomycin	6	0	0,0	0	0,0	n.d.	1,250	-	-	n.d.

Analyte	hygienic limit (HL)	under 50%	50-75%	75-100%	100-150%	150-200%	over 200%
B2a doramectin	100,00000 ug/kg	4	0	0	0	0	0
B2a ivermectin	100,00000 ug/kg	4	0	0	0	0	0
B2b decoquinat	20,00000 ug/kg	6	0	0	0	0	0
B2b diclazuril	40,00000 ug/kg	6	0	0	0	0	0
B2b lasalocid	50,00000 ug/kg	6	0	0	0	0	0
B2b maduramicin	2,00000 ug/kg	6	0	0	0	0	0
B2b monensin	8,00000 ug/kg	6	0	0	0	0	0
B2b narasin	50,00000 ug/kg	6	0	0	0	0	0
B2b nicarbazin	100,00000 ug/kg	6	0	0	0	0	0
B2b robenidine	50,00000 ug/kg	6	0	0	0	0	0
B2b salinomycin	5,00000 ug/kg	6	0	0	0	0	0

# Residues monitoring 2010 - sampling of quails



**Quails - muscle - monitoring (mg/kg)**
**µg/kg**
**mg/kg of fat**

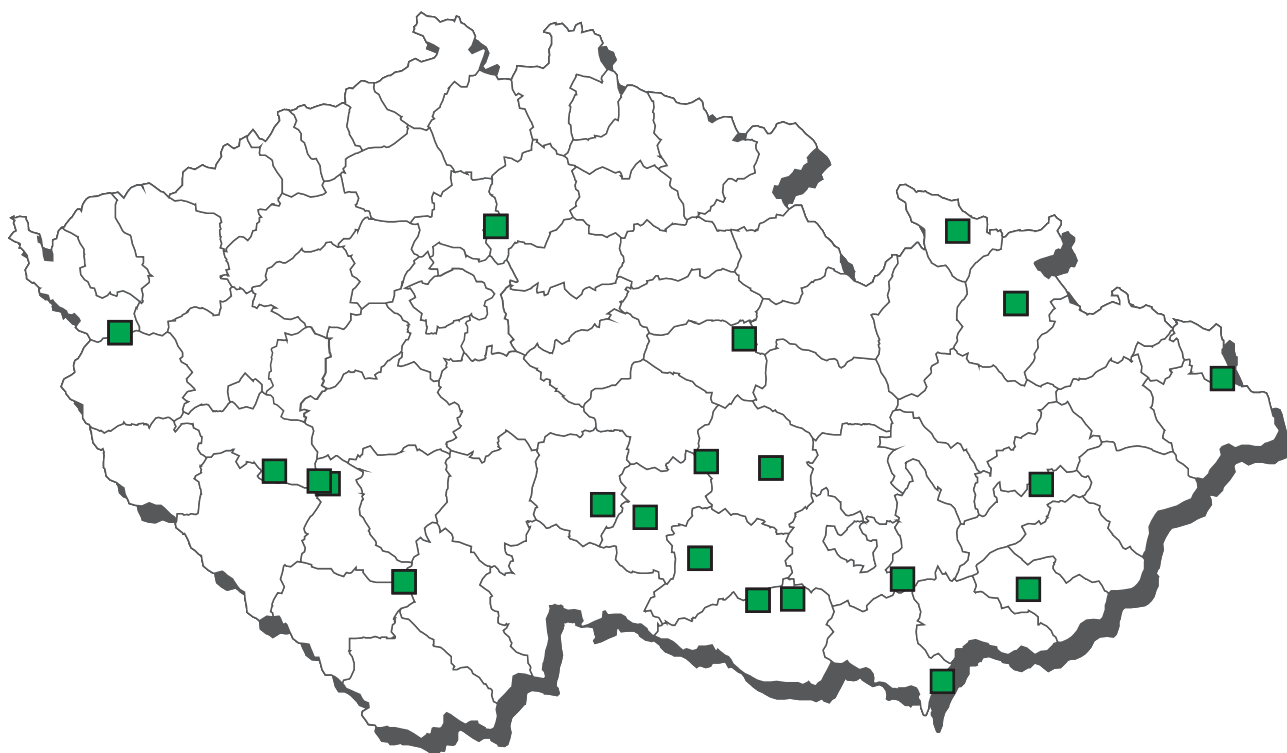
Analyte	n	posit.	%pos.	n+	%+	median	average	10% quantil	90% quantil	maximum
B1 betalactam atb	1	0	0,0	0	0,0	n.d.	-	-	-	-
B1 danofloxacin	1	0	0,0	0	0,0	n.d.	-	-	-	-
B1 enrofloxacin	1	0	0,0	0	0,0	n.d.	-	-	-	-
B1 gentamicine, neomycin	1	0	0,0	0	0,0	n.d.	-	-	-	-
B1 Oxolinic acid	1	0	0,0	0	0,0	n.d.	-	-	-	-
B1 macrolides	1	0	0,0	0	0,0	n.d.	-	-	-	-
B1 streptomycines	1	0	0,0	0	0,0	n.d.	-	-	-	-
B1 sulfadiazine	1	0	0,0	0	0,0	n.d.	-	-	-	-
B1 sulfadimethoxine	1	0	0,0	0	0,0	n.d.	-	-	-	-
B1 sulfadimidine	1	0	0,0	0	0,0	n.d.	-	-	-	-
B1 sulfadoxine	1	0	0,0	0	0,0	n.d.	-	-	-	-
B1 sulfachlorpyridazine	1	0	0,0	0	0,0	n.d.	-	-	-	-
B1 sulfamerazine	1	0	0,0	0	0,0	n.d.	-	-	-	-
B1 sulfamethoxazole	1	0	0,0	0	0,0	n.d.	-	-	-	-
B1 sulfamethoxydiazine	1	0	0,0	0	0,0	n.d.	-	-	-	-
B1 sulfaquinoxaline	1	0	0,0	0	0,0	n.d.	-	-	-	-
B1 sulfathiazole	1	0	0,0	0	0,0	n.d.	-	-	-	-
B1 tetracyclines	1	0	0,0	0	0,0	n.d.	-	-	-	-
B3a alfa-HCH	2	0	0,0	0	0,0	n.d.	*****	-	-	n.d.
B3a beta-HCH	2	0	0,0	0	0,0	n.d.	*****	-	-	n.d.
B3a DDT sum	2	2	100,0	0	0,0	0,000	0,000	-	-	0,000
B3a dieldrin	2	0	0,0	0	0,0	n.d.	*****	-	-	n.d.
B3a endosulfan	2	0	0,0	0	0,0	n.d.	*****	-	-	n.d.
B3a endrin	2	0	0,0	0	0,0	n.d.	*****	-	-	n.d.
B3a lindane	2	0	0,0	0	0,0	n.d.	*****	-	-	n.d.
B3a heptachlor	2	0	0,0	0	0,0	n.d.	*****	-	-	n.d.
B3a HCB	2	0	0,0	0	0,0	n.d.	*****	-	-	n.d.
B3a chlordan	2	0	0,0	0	0,0	n.d.	*****	-	-	n.d.
B3a PCB sum	2	0	0,0	0	0,0	n.d.	*****	-	-	n.d.
B3c cadmium	2	1	50,0	0	0,0	0,002	0,002	-	-	0,002
B3c lead	2	1	50,0	0	0,0	0,025	0,023	-	-	0,040
B3c mercury	2	0	0,0	0	0,0	n.d.	*****	-	-	n.d.

**Quails - muscle - monitoring (continuation)**

Analyte	hygienic limit (HL)	under 50%	50-75%	75-100%	100-150%	150-200%	over 200%
B1 danofloxacin	100,00000 ug/kg	2	0	0	0	0	0
B1 enrofloxacin	100,00000 ug/kg	2	0	0	0	0	0
B1 Oxolinic acid	100,00000 ug/kg	2	0	0	0	0	0
B1 sulfadiazine	100,00000 ug/kg	2	0	0	0	0	0
B1 sulfadimethoxine	100,00000 ug/kg	2	0	0	0	0	0
B1 sulfadimidine	100,00000 ug/kg	2	0	0	0	0	0
B1 sulfadoxine	100,00000 ug/kg	2	0	0	0	0	0
B1 sulfachlorpyridazine	100,00000 ug/kg	2	0	0	0	0	0
B1 sulfamerazine	100,00000 ug/kg	2	0	0	0	0	0
B1 sulfamethoxazole	100,00000 ug/kg	2	0	0	0	0	0
B1 sulfamethoxydiazine	100,00000 ug/kg	2	0	0	0	0	0
B1 sulfaquinoxaline	100,00000 ug/kg	2	0	0	0	0	0
B1 sulfathiazole	100,00000 ug/kg	2	0	0	0	0	0
B3a alfa-HCH	0,02000 mg/kg	2	0	0	0	0	0
B3a beta-HCH	0,01000 mg/kg	2	0	0	0	0	0
B3a DDT sum	0,10000 mg/kg	2	0	0	0	0	0
B3a dieldrin	0,02000 mg/kg	2	0	0	0	0	0
B3a endosulfan	0,01000 mg/kg	2	0	0	0	0	0
B3a endrin	0,01000 mg/kg	2	0	0	0	0	0
B3a lindane	0,01000 mg/kg	2	0	0	0	0	0
B3a heptachlor	0,02000 mg/kg	2	0	0	0	0	0
B3a HCB	0,02000 mg/kg	2	0	0	0	0	0
B3a chlordan	0,01000 mg/kg	2	0	0	0	0	0
B3a PCB sum	0,20000 mg/kg of fat	2	0	0	0	0	0
B3c cadmium	0,10000 mg/kg	2	0	0	0	0	0
B3c lead	1,00000 mg/kg	2	0	0	0	0	0
B3c mercury	0,05000 mg/kg	2	0	0	0	0	0



## Residues monitoring 2010 - sampling of rabbits



## Rabbits - overlimits findings 2010



 robenidin - liver

Rabbits - muscle - monitoring (µg/kg)

							Bq/kg	mg/kg			
Analyte	n	posit.	%pos.	n+	%+	median	average	10% quantil	90% quantil	maximum	
A1	dienestrol	2	0	0,0	0	0,0	n.d.	*****	-	-	n.d.
A1	diethylstilbestrol	2	0	0,0	0	0,0	n.d.	*****	-	-	n.d.
A1	hexestrol	2	0	0,0	0	0,0	n.d.	*****	-	-	n.d.
A2	methylthiouracil	1	0	0,0	0	0,0	n.d.	-	-	-	-
A2	propylthiouracil	1	0	0,0	0	0,0	n.d.	-	-	-	-
A2	tapazole	1	0	0,0	0	0,0	n.d.	-	-	-	-
A2	thiouracil	1	0	0,0	0	0,0	n.d.	-	-	-	-
A3	trenbolon	1	0	0,0	0	0,0	n.d.	-	-	-	-
A4	zearalanol	1	0	0,0	0	0,0	n.d.	-	-	-	-
A4	taleranol	1	0	0,0	0	0,0	n.d.	-	-	-	-
A4	zeranol	1	0	0,0	0	0,0	n.d.	-	-	-	-
A6	nitrofurantoin - AHD	2	0	0,0	0	0,0	n.d.	*****	-	-	n.d.
A6	furaltadons - AMOZ	2	0	0,0	0	0,0	n.d.	*****	-	-	n.d.
A6	furazolidone - AOZ	2	0	0,0	0	0,0	n.d.	*****	-	-	n.d.
A6	dimetridazole	2	0	0,0	0	0,0	n.d.	*****	-	-	n.d.
A6	HMMNI	2	0	0,0	0	0,0	n.d.	*****	-	-	n.d.
A6	chloramphenicol	10	0	0,0	0	0,0	n.d.	*****	n.d.	n.d.	n.d.
A6	metronidazole a MNZOH	2	0	0,0	0	0,0	n.d.	*****	-	-	n.d.
A6	MNZOH	2	0	0,0	0	0,0	n.d.	*****	-	-	n.d.
A6	ronidazole	2	0	0,0	0	0,0	n.d.	*****	-	-	n.d.
A6	nitrofurazone - SEM	2	0	0,0	0	0,0	n.d.	*****	-	-	n.d.
B1	betalactam atb	20	0	0,0	0	0,0	n.d.	*****	n.d.	n.d.	n.d.
B1	danofloxacin	20	0	0,0	0	0,0	n.d.	*****	n.d.	n.d.	n.d.
B1	enrofloxacin	20	0	0,0	0	0,0	n.d.	*****	n.d.	n.d.	n.d.
B1	gentamicine, neomycin	20	0	0,0	0	0,0	n.d.	*****	n.d.	n.d.	n.d.
B1	Oxolinic acid	20	0	0,0	0	0,0	n.d.	*****	n.d.	n.d.	n.d.
B1	macrolides	20	0	0,0	0	0,0	n.d.	*****	n.d.	n.d.	n.d.
B1	streptomycines	20	0	0,0	0	0,0	n.d.	*****	n.d.	n.d.	n.d.
B1	sulfadiazine	20	0	0,0	0	0,0	n.d.	*****	n.d.	n.d.	n.d.
B1	sulfadimethoxine	20	0	0,0	0	0,0	n.d.	*****	n.d.	n.d.	n.d.
B1	sulfadimidine	20	0	0,0	0	0,0	n.d.	*****	n.d.	n.d.	n.d.
B1	sulfadoxine	20	0	0,0	0	0,0	n.d.	*****	n.d.	n.d.	n.d.
B1	sulfachlorpyridazine	20	0	0,0	0	0,0	n.d.	*****	n.d.	n.d.	n.d.
B1	sulfamerazine	20	0	0,0	0	0,0	n.d.	*****	n.d.	n.d.	n.d.
B1	sulfamethoxazole	20	0	0,0	0	0,0	n.d.	*****	n.d.	n.d.	n.d.
B1	sulfamethoxydiazine	20	0	0,0	0	0,0	n.d.	*****	n.d.	n.d.	n.d.
B1	sulfaquinoxaline	20	0	0,0	0	0,0	n.d.	*****	n.d.	n.d.	n.d.
B1	sulfathiazole	20	0	0,0	0	0,0	n.d.	*****	n.d.	n.d.	n.d.
B1	tetracyclines	20	0	0,0	0	0,0	n.d.	*****	n.d.	n.d.	n.d.
B2a	albendazole (incl. metabolites)	1	0	0,0	0	0,0	n.d.	*****	-	-	-
B2a	fenbendazole (incl. metabolites)	1	0	0,0	0	0,0	n.d.	*****	-	-	-
B2a	levamisole	1	0	0,0	0	0,0	n.d.	*****	-	-	-
B2a	oxfendazole (incl. metabolites)	1	0	0,0	0	0,0	n.d.	*****	-	-	-
B2a	thiabendazole (incl. metabolites)	1	0	0,0	0	0,0	n.d.	*****	-	-	-
B2a	triclabendazole (incl. metabolites)	1	0	0,0	0	0,0	n.d.	*****	-	-	-
B2c	aldicarb	2	0	0,0	0	0,0	n.d.	*****	-	-	n.d.
B2c	carbofuran	2	0	0,0	0	0,0	n.d.	*****	-	-	n.d.
B2c	lambda-cyhalothrin	2	0	0,0	0	0,0	n.d.	*****	-	-	n.d.
B2c	cypermethrin	2	0	0,0	0	0,0	n.d.	*****	-	-	n.d.
B2c	deltamethrin	2	0	0,0	0	0,0	n.d.	*****	-	-	n.d.
B2c	methiocarb	2	0	0,0	0	0,0	n.d.	*****	-	-	n.d.
B2c	methomyl	2	0	0,0	0	0,0	n.d.	*****	-	-	n.d.
B2c	permethrin	2	0	0,0	0	0,0	n.d.	*****	-	-	n.d.
B2c	propoxur	2	0	0,0	0	0,0	n.d.	*****	-	-	n.d.
B2e	carprofen	2	0	0,0	0	0,0	n.d.	*****	-	-	n.d.
B2e	diclofenac	2	0	0,0	0	0,0	n.d.	*****	-	-	n.d.
B2e	flunixin	2	0	0,0	0	0,0	n.d.	*****	-	-	n.d.
B2e	ibuprofen	2	0	0,0	0	0,0	n.d.	*****	-	-	n.d.
B2e	mefenamic acid	2	0	0,0	0	0,0	n.d.	*****	-	-	n.d.
B2e	meloxicam	2	0	0,0	0	0,0	n.d.	*****	-	-	n.d.
B2e	oxyphenbutazone	2	0	0,0	0	0,0	n.d.	*****	-	-	n.d.
B2e	phenylbutazone	2	0	0,0	0	0,0	n.d.	*****	-	-	n.d.
B2e	tofenamic acid	2	0	0,0	0	0,0	n.d.	*****	-	-	n.d.
B2e	vedaprofen	2	0	0,0	0	0,0	n.d.	*****	-	-	n.d.
B3a	alfa-HCH	2	0	0,0	0	0,0	n.d.	*****	-	-	n.d.
B3a	beta-HCH	2	0	0,0	0	0,0	n.d.	*****	-	-	n.d.
B3a	DDT sum	2	1	50,0	0	0,0	0,000	0,000	-	-	0,000
B3a	dieldrin	2	0	0,0	0	0,0	n.d.	*****	-	-	n.d.
B3a	endosulfan	2	0	0,0	0	0,0	n.d.	*****	-	-	n.d.
B3a	endrin	2	0	0,0	0	0,0	n.d.	*****	-	-	n.d.
B3a	lindane	2	0	0,0	0	0,0	n.d.	*****	-	-	n.d.
B3a	heptachlor	2	0	0,0	0	0,0	n.d.	*****	-	-	n.d.
B3a	HCB	2	1	50,0	0	0,0	0,000	0,000	-	-	0,000
B3a	chlordan	2	0	0,0	0	0,0	n.d.	*****	-	-	n.d.
B3a	PCB sum	2	0	0,0	0	0,0	n.d.	*****	-	-	n.d.
B3c	cadmium	2	0	0,0	0	0,0	n.d.	*****	-	-	n.d.
B3c	lead	2	0	0,0	0	0,0	n.d.	*****	-	-	n.d.
B3c	mercury	2	0	0,0	0	0,0	n.d.	*****	-	-	n.d.
B3f	134 Cs	3	0	0,0	0	0,0	n.d.	*****	-	-	n.d.
B3f	137 Cs	3	2	66,7	0	0,0	0,170	0,133	-	-	0,180

## Rabbits - muscle - monitoring (continuation)

Analyte	hygienic limit (HL)	under 50%	50-75%	75-100%	100-150%	150-200%	over 200%
B1 danofloxacin	100,00000 ug/kg	20	0	0	0	0	0
B1 enrofloxacin	100,00000 ug/kg	20	0	0	0	0	0
B1 Oxolinic acid	100,00000 ug/kg	20	0	0	0	0	0
B1 sulfadiazine	100,00000 ug/kg	20	0	0	0	0	0
B1 sulfadimethoxine	100,00000 ug/kg	20	0	0	0	0	0
B1 sulfadimidine	100,00000 ug/kg	20	0	0	0	0	0
B1 sulfadoxine	100,00000 ug/kg	20	0	0	0	0	0
B1 sulfachlorpyridazine	100,00000 ug/kg	20	0	0	0	0	0
B1 sulfamerazine	100,00000 ug/kg	20	0	0	0	0	0
B1 sulfamethoxazole	100,00000 ug/kg	20	0	0	0	0	0
B1 sulfamethoxydiazine	100,00000 ug/kg	20	0	0	0	0	0
B1 sulfaquinoxaline	100,00000 ug/kg	20	0	0	0	0	0
B1 sulfathiazole	100,00000 ug/kg	20	0	0	0	0	0
B2c aldicarb	0,01000 mg/kg	2	0	0	0	0	0
B2c carbofuran	0,10000 mg/kg	2	0	0	0	0	0
B2c lambda-cyhalothrin	0,05000 mg/kg	2	0	0	0	0	0
B2c cypermethrin	0,02000 mg/kg	2	0	0	0	0	0
B2c deltamethrin	0,05000 mg/kg	2	0	0	0	0	0
B2c methiocarb	0,05000 mg/kg	2	0	0	0	0	0
B2c methomyl	0,02000 mg/kg	2	0	0	0	0	0
B2c permethrin	0,05000 mg/kg	2	0	0	0	0	0
B2c propoxur	0,05000 mg/kg	2	0	0	0	0	0
B2e meloxicam	20,00000 ug/kg	2	0	0	0	0	0
B3a alfa-HCH	0,02000 mg/kg	2	0	0	0	0	0
B3a beta-HCH	0,01000 mg/kg	2	0	0	0	0	0
B3a DDT sum	0,10000 mg/kg	2	0	0	0	0	0
B3a dieldrin	0,02000 mg/kg	2	0	0	0	0	0
B3a endosulfan	0,01000 mg/kg	2	0	0	0	0	0
B3a endrin	0,01000 mg/kg	2	0	0	0	0	0
B3a lindane	0,01000 mg/kg	2	0	0	0	0	0
B3a heptachlor	0,02000 mg/kg	2	0	0	0	0	0
B3a HCB	0,02000 mg/kg	2	0	0	0	0	0
B3a chlordan	0,01000 mg/kg	2	0	0	0	0	0
B3a PCB sum	2,00000 mg/kg	2	0	0	0	0	0
B3c cadmium	0,05000 mg/kg	2	0	0	0	0	0
B3c lead	0,10000 mg/kg	2	0	0	0	0	0
B3c mercury	0,05000 mg/kg	2	0	0	0	0	0
B3f 134 Cs	600,00000 Bq/kg	3	0	0	0	0	0
B3f 137 Cs	600,00000 Bq/kg	3	0	0	0	0	0

## Rabbits - liver - monitoring (µg/kg)

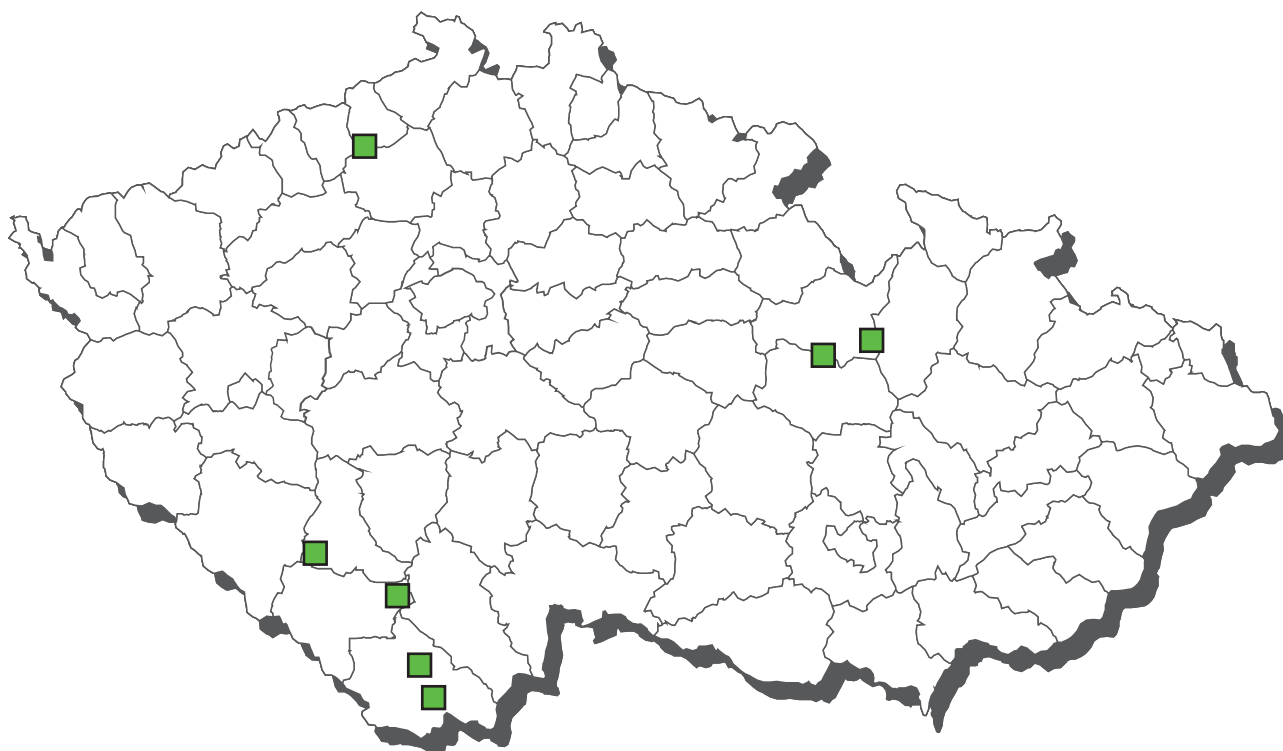
Analyte	n	posit.	%pos.	n+	%+	median	average	10% quantil	90% quantil	maximum
A5 brombuterol	1	0	0,0	0	0,0	n.d.	-	-	-	-
A5 clenbuterol	1	0	0,0	0	0,0	n.d.	-	-	-	-
A5 mabuterol	1	0	0,0	0	0,0	n.d.	-	-	-	-
A5 salbutamol	1	0	0,0	0	0,0	n.d.	-	-	-	-
B2a abamectin	1	0	0,0	0	0,0	n.d.	-	-	-	-
B2a doramectin	1	0	0,0	0	0,0	n.d.	-	-	-	-
B2a emamectin	1	0	0,0	0	0,0	n.d.	-	-	-	-
B2a eprinomectin	1	0	0,0	0	0,0	n.d.	-	-	-	-
B2a ivermectin	1	0	0,0	0	0,0	n.d.	-	-	-	-
B2a moxidectin	1	0	0,0	0	0,0	n.d.	-	-	-	-
B2b decoquinat	7	0	0,0	0	0,0	n.d.	*****	-	-	n.d.
B2b diclazuril	7	0	0,0	0	0,0	n.d.	*****	-	-	n.d.
B2b halofuginone	7	0	0,0	0	0,0	n.d.	*****	-	-	n.d.
B2b lasalocid	7	0	0,0	0	0,0	n.d.	*****	-	-	n.d.
B2b maduramicin	7	0	0,0	0	0,0	n.d.	*****	-	-	n.d.
B2b monensin	7	0	0,0	0	0,0	n.d.	*****	-	-	n.d.
B2b narasin	7	0	0,0	0	0,0	n.d.	*****	-	-	n.d.
B2b nicarbazin	7	0	0,0	0	0,0	n.d.	*****	-	-	n.d.
B2b robenidine	7	1	14,3	1	14,3	n.d.	9,093	-	-	57,650
B2b salinomycin	7	0	0,0	0	0,0	n.d.	*****	-	-	n.d.

Analyte	hygienic limit (HL)	under 50%	50-75%	75-100%	100-150%	150-200%	over 200%
B2a doramectin	100,00000 ug/kg	1	0	0	0	0	0
B2a ivermectin	100,00000 ug/kg	1	0	0	0	0	0
B2b decoquinat	20,00000 ug/kg	7	0	0	0	0	0
B2b diclazuril	2500,00000 ug/kg	7	0	0	0	0	0
B2b halofuginone	30,00000 ug/kg	7	0	0	0	0	0
B2b lasalocid	50,00000 ug/kg	7	0	0	0	0	0
B2b maduramicin	2,00000 ug/kg	7	0	0	0	0	0
B2b monensin	8,00000 ug/kg	7	0	0	0	0	0
B2b narasin	50,00000 ug/kg	7	0	0	0	0	0
B2b nicarbazin	100,00000 ug/kg	7	0	0	0	0	0

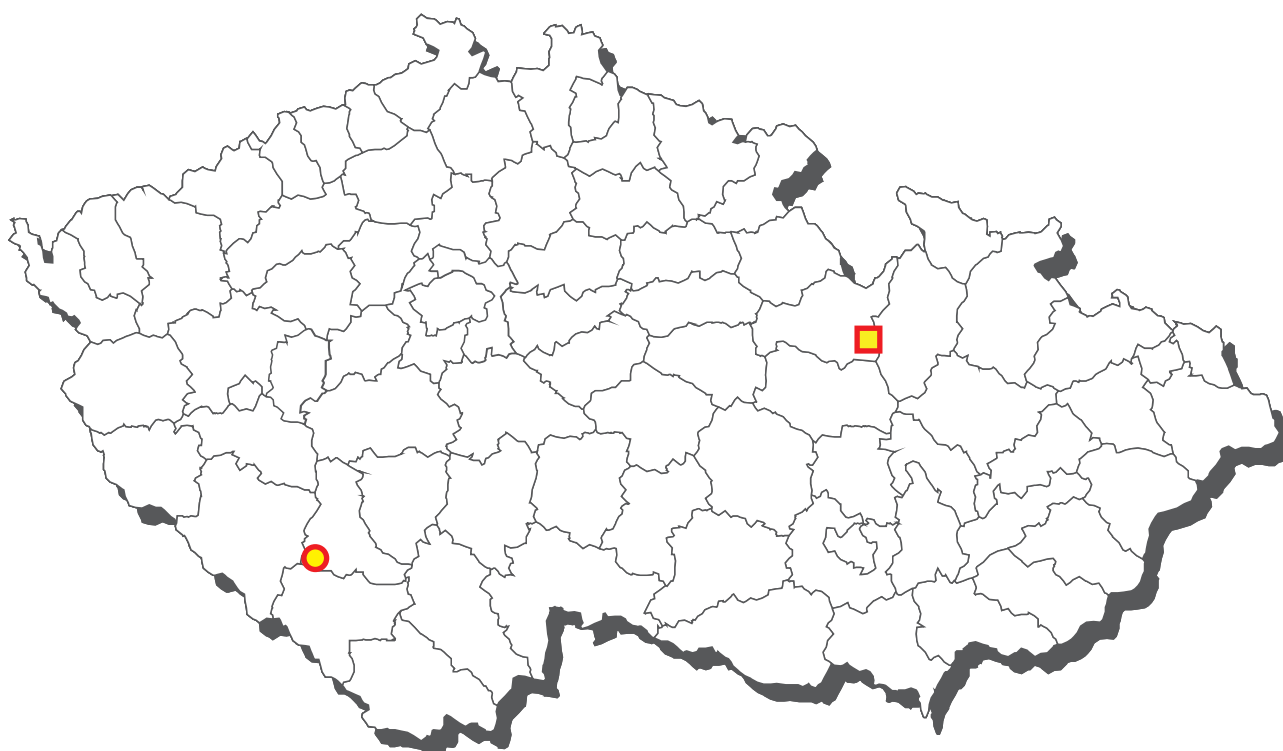
## Rabbits - liver - monitoring - list of non-compliant results

Sampling	cadastral district	district	value
robenidine			
15.6.2010	Velka Hleďsebe	Cheb	57,65 ug/kg

# Residues monitoring 2010 - sampling of horses



## Horses - overlimits findings 2010



■ cadmium - liver - kidney

● flunixin - muscle

Horses - muscle - monitoring (mg/kg)

mg/kg

mg/kg of fat

Analyte	n	posit.	%pos.	n+	%+	median	average	10% quantil	90% quantil	maximum
A6 chloramphenicol	1	0	0,0	0	0,0	n.d.	-	-	-	-
B1 betalactam atb	1	0	0,0	0	0,0	n.d.	-	-	-	-
B1 danofloxacin	1	0	0,0	0	0,0	n.d.	-	-	-	-
B1 enrofloxacin	1	0	0,0	0	0,0	n.d.	-	-	-	-
B1 gentamicine, neomycin	1	0	0,0	0	0,0	n.d.	-	-	-	-
B1 Oxolinic acid	1	0	0,0	0	0,0	n.d.	-	-	-	-
B1 macrolides	1	0	0,0	0	0,0	n.d.	-	-	-	-
B1 streptomycines	1	0	0,0	0	0,0	n.d.	-	-	-	-
B1 sulfadiazine	1	0	0,0	0	0,0	n.d.	-	-	-	-
B1 sulfadimethoxine	1	0	0,0	0	0,0	n.d.	-	-	-	-
B1 sulfadimidine	1	0	0,0	0	0,0	n.d.	-	-	-	-
B1 sulfadoxine	1	0	0,0	0	0,0	n.d.	-	-	-	-
B1 sulfachlorpyridazine	1	0	0,0	0	0,0	n.d.	-	-	-	-
B1 sulfamerazine	1	0	0,0	0	0,0	n.d.	-	-	-	-
B1 sulfamethoxazole	1	0	0,0	0	0,0	n.d.	-	-	-	-
B1 sulfamethoxydiazine	1	0	0,0	0	0,0	n.d.	-	-	-	-
B1 sulfaquinoxaline	1	0	0,0	0	0,0	n.d.	-	-	-	-
B1 sulfathiazole	1	0	0,0	0	0,0	n.d.	-	-	-	-
B1 tetracyclines	1	0	0,0	0	0,0	n.d.	-	-	-	-
B2a oxfendazole (incl. metabolites)	1	0	0,0	0	0,0	n.d.	-	-	-	-
B2c aldicarb	1	0	0,0	0	0,0	n.d.	-	-	-	-
B2c carbofuran	1	0	0,0	0	0,0	n.d.	-	-	-	-
B2c lambda-cyhalothrin	1	0	0,0	0	0,0	n.d.	-	-	-	-
B2c cypermethrin	1	0	0,0	0	0,0	n.d.	-	-	-	-
B2c deltamethrin	1	0	0,0	0	0,0	n.d.	-	-	-	-
B2c methiocarb	1	0	0,0	0	0,0	n.d.	-	-	-	-
B2c methomyl	1	0	0,0	0	0,0	n.d.	-	-	-	-
B2c permethrin	1	0	0,0	0	0,0	n.d.	-	-	-	-
B2c propoxur	1	0	0,0	0	0,0	n.d.	-	-	-	-
B2e carprofen	1	0	0,0	0	0,0	n.d.	-	-	-	-
B2e diclofenac	1	0	0,0	0	0,0	n.d.	-	-	-	-
B2e flunixin	1	1	100,0	1	100,0	278,000	-	-	-	-
B2e ibuprofen	1	0	0,0	0	0,0	n.d.	-	-	-	-
B2e mefenamic acid	1	0	0,0	0	0,0	n.d.	-	-	-	-
B2e meloxicam	1	0	0,0	0	0,0	n.d.	-	-	-	-
B2e oxyphenbutazone	1	0	0,0	0	0,0	n.d.	-	-	-	-
B2e phenylbutazone	1	0	0,0	0	0,0	n.d.	-	-	-	-
B2e tolfenamic acid	1	0	0,0	0	0,0	n.d.	-	-	-	-
B3a alfa-HCH	1	0	0,0	0	0,0	n.d.	-	-	-	-
B3a beta-HCH	1	0	0,0	0	0,0	n.d.	-	-	-	-
B3a DDT sum	1	0	0,0	0	0,0	n.d.	-	-	-	-
B3a dieldrin	1	0	0,0	0	0,0	n.d.	-	-	-	-
B3a endosulfan	1	0	0,0	0	0,0	n.d.	-	-	-	-
B3a endrin	1	0	0,0	0	0,0	n.d.	-	-	-	-
B3a lindane	1	0	0,0	0	0,0	n.d.	-	-	-	-
B3a heptachlor	1	0	0,0	0	0,0	n.d.	-	-	-	-
B3a HCB	1	0	0,0	0	0,0	n.d.	-	-	-	-
B3a chlordan	1	0	0,0	0	0,0	n.d.	-	-	-	-
B3a PCB sum	1	0	0,0	0	0,0	n.d.	-	-	-	-
B3c arsenic	1	1	100,0	0	0,0	0,006	-	-	-	-
B3c cadmium	1	1	100,0	0	0,0	0,124	-	-	-	-
B3c lead	1	0	0,0	0	0,0	n.d.	-	-	-	-
B3c mercury	1	1	100,0	0	0,0	0,000	-	-	-	-

## Horses - muscle - monitoring (continuation)

Analyte	hygienic limit (HL)	under 50%	50-75%	75-100%	100-150%	150-200%	over 200%
B1 danofloxacin	100,00000 ug/kg	1	0	0	0	0	0
B1 enrofloxacin	100,00000 ug/kg	1	0	0	0	0	0
B1 Oxolinic acid	100,00000 ug/kg	1	0	0	0	0	0
B1 sulfadiazine	100,00000 ug/kg	1	0	0	0	0	0
B1 sulfadimethoxine	100,00000 ug/kg	1	0	0	0	0	0
B1 sulfadimidine	100,00000 ug/kg	1	0	0	0	0	0
B1 sulfadoxine	100,00000 ug/kg	1	0	0	0	0	0
B1 sulfachlorpyridazine	100,00000 ug/kg	1	0	0	0	0	0
B1 sulfamerazine	100,00000 ug/kg	1	0	0	0	0	0
B1 sulfamethoxazole	100,00000 ug/kg	1	0	0	0	0	0
B1 sulfamethoxydiazine	100,00000 ug/kg	1	0	0	0	0	0
B1 sulfaquinoxaline	100,00000 ug/kg	1	0	0	0	0	0
B1 sulfathiazole	100,00000 ug/kg	1	0	0	0	0	0
B2a oxfendazole (incl. metabolites)	50,00000 ug/kg	1	0	0	0	0	0
B2c aldicarb	0,01000 mg/kg	1	0	0	0	0	0
B2c carbofuran	0,10000 mg/kg	1	0	0	0	0	0
B2c lambda-cyhalothrin	0,05000 mg/kg	1	0	0	0	0	0
B2c cypermethrin	0,02000 mg/kg	1	0	0	0	0	0
B2c deltamethrin	0,05000 mg/kg	1	0	0	0	0	0
B2c methiocarb	0,05000 mg/kg	1	0	0	0	0	0
B2c methomyl	0,02000 mg/kg	1	0	0	0	0	0
B2c permethrin	0,05000 mg/kg	1	0	0	0	0	0
B2c propoxur	0,05000 mg/kg	1	0	0	0	0	0
B2e carprofen	500,00000 ug/kg	1	0	0	0	0	0
B2e flunixin	10,00000 ug/kg	0	0	0	0	0	1
B2e meloxicam	20,00000 ug/kg	1	0	0	0	0	0
B3a alfa-HCH	0,02000 mg/kg	1	0	0	0	0	0
B3a beta-HCH	0,01000 mg/kg	1	0	0	0	0	0
B3a DDT sum	0,10000 mg/kg	1	0	0	0	0	0
B3a dieldrin	0,02000 mg/kg	1	0	0	0	0	0
B3a endosulfan	0,01000 mg/kg	1	0	0	0	0	0
B3a endrin	0,01000 mg/kg	1	0	0	0	0	0
B3a lindane	0,01000 mg/kg	1	0	0	0	0	0
B3a heptachlor	0,02000 mg/kg	1	0	0	0	0	0
B3a HCB	0,02000 mg/kg	1	0	0	0	0	0
B3a chlordan	0,01000 mg/kg	1	0	0	0	0	0
B3a PCB sum	0,20000 mg/kg of fat	1	0	0	0	0	0
B3c arsenic	0,10000 mg/kg	1	0	0	0	0	0
B3c cadmium	0,20000 mg/kg	0	1	0	0	0	0
B3c lead	0,10000 mg/kg	1	0	0	0	0	0
B3c mercury	0,05000 mg/kg	1	0	0	0	0	0

## Horses - muscle - monitoring - list of non-compliant results

Sampling	cadastral district	district	value
<b>flunixin</b>			
15.9.2010	Hoslovice	Strakonice	278 ug/kg

## Horses - liver - monitoring (value in µg/kg)

mg/kg

Analyte	n	posit.	%pos.	n+	%+	median	average	10% quantil	90% quantil	maximum
A5 brombuterol	1	0	0,0	0	0,0	n.d.	-	-	-	-
A5 cimaterol	1	0	0,0	0	0,0	n.d.	-	-	-	-
A5 cimbuterol	1	0	0,0	0	0,0	n.d.	-	-	-	-
A5 clenbuterol	1	0	0,0	0	0,0	n.d.	-	-	-	-
A5 isoxsuprine	1	0	0,0	0	0,0	n.d.	-	-	-	-
A5 mabuterol	1	0	0,0	0	0,0	n.d.	-	-	-	-
A5 mapenterol	1	0	0,0	0	0,0	n.d.	-	-	-	-
A5 ractopamin	1	0	0,0	0	0,0	n.d.	-	-	-	-
A5 ritodrin	1	0	0,0	0	0,0	n.d.	-	-	-	-
A5 salbutamol	1	0	0,0	0	0,0	n.d.	-	-	-	-
A5 terbutalin	1	0	0,0	0	0,0	n.d.	-	-	-	-
A5 tulobuterol	1	0	0,0	0	0,0	n.d.	-	-	-	-
A5 zilpaterol	1	0	0,0	0	0,0	n.d.	-	-	-	-
B1 betalactam atb	1	0	0,0	0	0,0	n.d.	-	-	-	-
B1 gentamicine, neomycin	1	0	0,0	0	0,0	n.d.	-	-	-	-
B1 streptomycines	1	0	0,0	0	0,0	n.d.	-	-	-	-
B1 tetracyclines	1	0	0,0	0	0,0	n.d.	-	-	-	-
B2a abamectin	1	0	0,0	0	0,0	n.d.	-	-	-	-
B2a doramectin	1	0	0,0	0	0,0	n.d.	-	-	-	-
B2a emamectin	1	0	0,0	0	0,0	n.d.	-	-	-	-
B2a eprinomectin	1	0	0,0	0	0,0	n.d.	-	-	-	-
B2a ivermectin	1	0	0,0	0	0,0	n.d.	-	-	-	-
B2a moxidectin	1	0	0,0	0	0,0	n.d.	-	-	-	-
B2b decoquinat	1	0	0,0	0	0,0	n.d.	-	-	-	-
B2b diclazuril	1	0	0,0	0	0,0	n.d.	-	-	-	-
B2b halofuginone	1	0	0,0	0	0,0	n.d.	-	-	-	-
B2b lasalocid	1	0	0,0	0	0,0	n.d.	-	-	-	-
B2b maduramicin	1	0	0,0	0	0,0	n.d.	-	-	-	-
B2b monensin	1	0	0,0	0	0,0	n.d.	-	-	-	-
B2b narasin	1	0	0,0	0	0,0	n.d.	-	-	-	-
B2b nicarbazin	1	0	0,0	0	0,0	n.d.	-	-	-	-
B2b robenidine	1	0	0,0	0	0,0	n.d.	-	-	-	-
B2b salinomycin	1	0	0,0	0	0,0	n.d.	-	-	-	-
B3b diazinon	1	0	0,0	0	0,0	n.d.	-	-	-	-
B3b phorate	1	0	0,0	0	0,0	n.d.	-	-	-	-
B3b pirimiphos-methyl	1	0	0,0	0	0,0	n.d.	-	-	-	-
B3c cadmium	1	1	100,0	1	100,0	3,650	-	-	-	-
B3c lead	1	1	100,0	0	0,0	0,035	-	-	-	-
B3c selenium	1	1	100,0	0	0,0	0,095	-	-	-	-
B3d aflatoxin B1	1	0	0,0	0	0,0	n.d.	-	-	-	-
B3d aflatoxins (sum B1, B2, G1, G2)	1	0	0,0	0	0,0	n.d.	-	-	-	-

Analyte	hygienic limit (HL)	under 50%	50-75%	75-100%	100-150%	150-200%	over 200%
B2a doramectin	100,00000 ug/kg	1	0	0	0	0	0
B2a ivermectin	100,00000 ug/kg	1	0	0	0	0	0
B2a moxidectin	100,00000 ug/kg	1	0	0	0	0	0
B2b decoquinat	20,00000 ug/kg	1	0	0	0	0	0
B2b diclazuril	40,00000 ug/kg	1	0	0	0	0	0
B2b halofuginone	30,00000 ug/kg	1	0	0	0	0	0
B2b lasalocid	50,00000 ug/kg	1	0	0	0	0	0
B2b maduramicin	2,00000 ug/kg	1	0	0	0	0	0
B2b monensin	8,00000 ug/kg	1	0	0	0	0	0
B2b narasin	50,00000 ug/kg	1	0	0	0	0	0
B2b nicarbazin	100,00000 ug/kg	1	0	0	0	0	0
B2b robenidine	50,00000 ug/kg	1	0	0	0	0	0
B2b salinomycin	5,00000 ug/kg	1	0	0	0	0	0
B3b diazinon	0,02000 mg/kg	1	0	0	0	0	0
B3b phorate	0,05000 mg/kg	1	0	0	0	0	0
B3b pirimiphos-methyl	0,05000 mg/kg	1	0	0	0	0	0
B3c cadmium	0,50000 mg/kg	0	0	0	0	0	1
B3c lead	0,50000 mg/kg	1	0	0	0	0	0
B3d aflatoxin B1	20,00000 ug/kg	1	0	0	0	0	0
B3d aflatoxins (sum B1, B2, G1, G2)	40,00000 ug/kg	1	0	0	0	0	0

## Horses - liver - monitoring - list of non-compliant results

Sampling	cadastral district	district	value
<b>cadmium</b>			
8.2.2010	Strazna	Ústi nad Orlici	3,65 mg/kg



## Horses - kidney - monitoring (value in µg/kg)

mg/kg

Analyte	n	posit.	%pos.	n+	%+	median	average	10% quantil	90% quantil	maximum
B1 aminoglycosides	1	0	0,0	0	0,0	n.d.	-	-	-	-
B1 betalactam atb	1	0	0,0	0	0,0	n.d.	-	-	-	-
B1 tetracyclines	1	0	0,0	0	0,0	n.d.	-	-	-	-
B2d carazolol	1	0	0,0	0	0,0	n.d.	-	-	-	-
B2d propionylpromazine	1	0	0,0	0	0,0	n.d.	-	-	-	-
B3c cadmium	1	1	100,0	1	100,0	13,100	-	-	-	-
B3c lead	1	0	0,0	0	0,0	n.d.	-	-	-	-
B3d ochratoxin A	1	0	0,0	0	0,0	n.d.	-	-	-	-

Analyte	hygienic limit (HL)	under 50%	50-75%	75-100%	100-150%	150-200%	over 200%
B3c cadmium	1,00000 mg/kg	0	0,0	0,000	0,000	0,000	1
B3c lead	0,50000 mg/kg	1	0,0	0,000	0,000	0,000	0
B3d ochratoxin A	10,00000 ug/kg	1	0,0	0,000	0,000	0,000	0

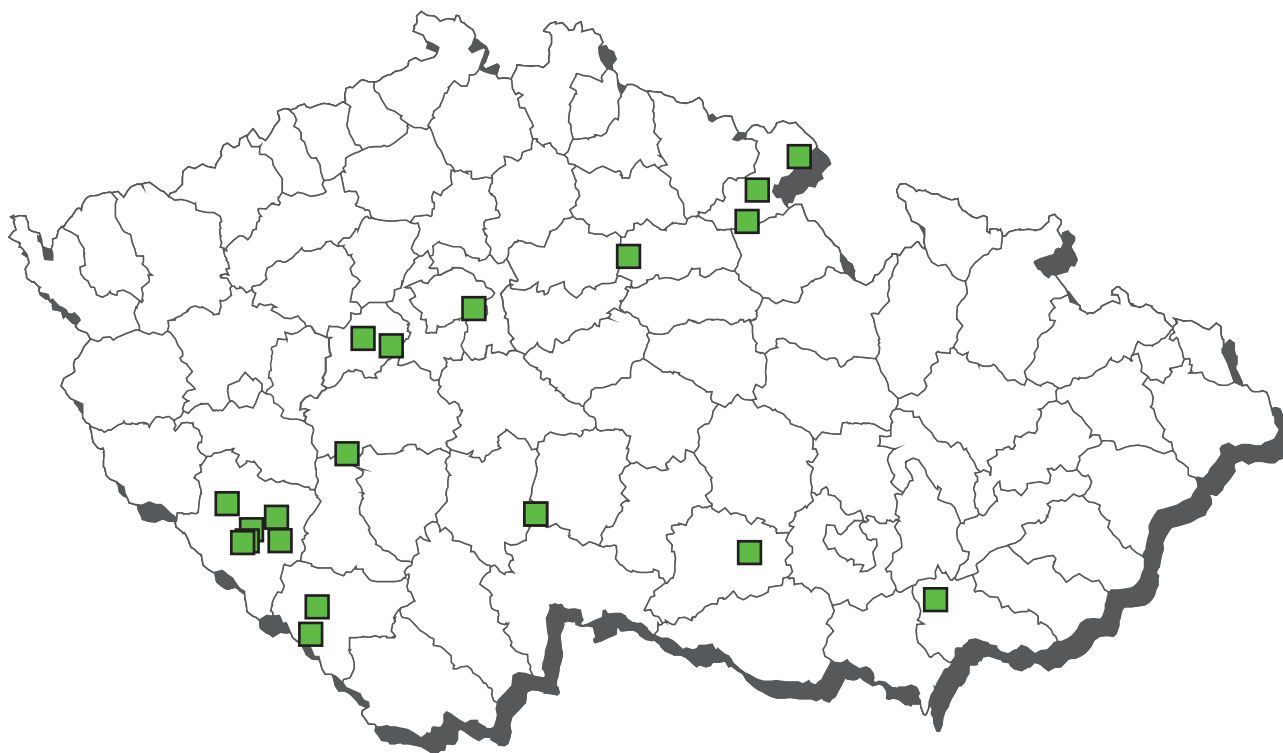
## Horses - kidney - monitoring - list of non-compliant results

Sampling	cadastral district	district	value
<b>cadmium</b>			
8.2.2010	Strazna	Ústi over Orlici	13,1 mg/kg

## Horses - urine - monitoring (value in mg/l)

Analyte	n	posit.	%pos.	n+	%+	median	average	10% quantil	90% quantil	maximum
A1 dienestrol	1	0	0,0	0	0,0	n.d.	-	-	-	-
A1 diethylstilbestrol	1	0	0,0	0	0,0	n.d.	-	-	-	-
A1 hexestrol	1	0	0,0	0	0,0	n.d.	-	-	-	-
A2 methylthiouracil	1	0	0,0	0	0,0	n.d.	-	-	-	-
A2 propylthiouracil	1	0	0,0	0	0,0	n.d.	-	-	-	-
A2 tapazole	1	0	0,0	0	0,0	n.d.	-	-	-	-
A2 thiouracil	1	0	0,0	0	0,0	n.d.	-	-	-	-
A3 16-beta-hydroxy-stanozolol	1	0	0,0	0	0,0	n.d.	-	-	-	-
A3 dexamethasone	1	0	0,0	0	0,0	n.d.	-	-	-	-
A3 stanozolol	1	0	0,0	0	0,0	n.d.	-	-	-	-
A3 triamcinolone	1	0	0,0	0	0,0	n.d.	-	-	-	-
A4 zearalanon	1	0	0,0	0	0,0	n.d.	-	-	-	-
A4 taleranol	2	0	0,0	0	0,0	n.d.	*****	-	-	n.d.
A4 zeranol	2	0	0,0	0	0,0	n.d.	*****	-	-	n.d.

# Residues monitoring 2010 - sampling of farmed cloven-hoofed animals



Farmed cloven-hoofed animals - muscle - monitoring (mg/kg)

mg/kg of fat

µg/kg

Analyte	n	posit.	%pos.	n+	%+	median	average	10% quantil	90% quantil	maximum
A1 dienestrol	3	0	0,0	0	0,0	n.d.	*****	-	-	n.d.
A1 diethylstilbestrol	3	0	0,0	0	0,0	n.d.	*****	-	-	n.d.
A1 hexestrol	3	0	0,0	0	0,0	n.d.	*****	-	-	n.d.
A2 methylthiouracil	1	0	0,0	0	0,0	n.d.	-	-	-	-
A2 propylthiouracil	1	0	0,0	0	0,0	n.d.	-	-	-	-
A2 tapazole	1	0	0,0	0	0,0	n.d.	-	-	-	-
A2 thiouracil	1	0	0,0	0	0,0	n.d.	-	-	-	-
A3 trenbolon	1	0	0,0	0	0,0	n.d.	-	-	-	-
A4 taleranol	2	0	0,0	0	0,0	n.d.	*****	-	-	n.d.
A4 zearalanon	2	0	0,0	0	0,0	n.d.	*****	-	-	n.d.
A4 zeranol	2	0	0,0	0	0,0	n.d.	*****	-	-	n.d.
A6 nitrofurantoin - AHD	1	0	0,0	0	0,0	n.d.	-	-	-	-
A6 furaltadons - AMOZ	1	0	0,0	0	0,0	n.d.	-	-	-	-
A6 furazolidone - AOZ	1	0	0,0	0	0,0	n.d.	-	-	-	-
A6 dimetridazole	1	0	0,0	0	0,0	n.d.	-	-	-	-
A6 HMMNI	1	0	0,0	0	0,0	n.d.	-	-	-	-
A6 chloramphenicol	2	0	0,0	0	0,0	n.d.	*****	-	-	n.d.
A6 metronidazole a MNZOH	1	0	0,0	0	0,0	n.d.	-	-	-	-
A6 MNZOH	1	0	0,0	0	0,0	n.d.	-	-	-	-
A6 ronidazole	1	0	0,0	0	0,0	n.d.	-	-	-	-
A6 nitrofurazone - SEM	1	0	0,0	0	0,0	n.d.	-	-	-	-
B1 betalactam atb	11	0	0,0	0	0,0	n.d.	*****	n.d.	n.d.	n.d.
B1 danofloxacin	11	0	0,0	0	0,0	n.d.	*****	n.d.	n.d.	n.d.
B1 enrofloxacin	11	0	0,0	0	0,0	n.d.	*****	n.d.	n.d.	n.d.
B1 gentamicine, neomycin	11	0	0,0	0	0,0	n.d.	*****	n.d.	n.d.	n.d.
B1 Oxolinic acid	11	0	0,0	0	0,0	n.d.	*****	n.d.	n.d.	n.d.
B1 macrolides	11	0	0,0	0	0,0	n.d.	*****	n.d.	n.d.	n.d.
B1 streptomycines	11	0	0,0	0	0,0	n.d.	*****	n.d.	n.d.	n.d.
B1 sulfadiazine	11	0	0,0	0	0,0	n.d.	*****	n.d.	n.d.	n.d.
B1 sulfadimethoxine	11	0	0,0	0	0,0	n.d.	*****	n.d.	n.d.	n.d.
B1 sulfadimidine	11	0	0,0	0	0,0	n.d.	*****	n.d.	n.d.	n.d.
B1 sulfadoxine	11	0	0,0	0	0,0	n.d.	*****	n.d.	n.d.	n.d.
B1 sulfachlorpyridazine	11	0	0,0	0	0,0	n.d.	*****	n.d.	n.d.	n.d.
B1 sulfamerazine	11	0	0,0	0	0,0	n.d.	*****	n.d.	n.d.	n.d.
B1 sulfamethoxazole	11	0	0,0	0	0,0	n.d.	*****	n.d.	n.d.	n.d.
B1 sulfamethoxydiazine	11	0	0,0	0	0,0	n.d.	*****	n.d.	n.d.	n.d.
B1 sulfaquinoxaline	11	0	0,0	0	0,0	n.d.	*****	n.d.	n.d.	n.d.
B1 sulfathiazole	11	0	0,0	0	0,0	n.d.	*****	n.d.	n.d.	n.d.
B1 tetracyclines	11	0	0,0	0	0,0	n.d.	*****	n.d.	n.d.	n.d.
B2a albendazole (incl. metabolites)	3	0	0,0	0	0,0	n.d.	*****	-	-	n.d.
B2a fenbendazole (incl. metabolites)	3	0	0,0	0	0,0	n.d.	*****	-	-	n.d.
B2a levamisole	3	0	0,0	0	0,0	n.d.	*****	-	-	n.d.
B2a oxfendazole (incl. metabolites)	4	0	0,0	0	0,0	n.d.	*****	-	-	n.d.
B2a thiabendazole (incl. metabolites)	3	0	0,0	0	0,0	n.d.	*****	-	-	n.d.
B2a triclabendazole (incl. metabolites)	3	0	0,0	0	0,0	n.d.	*****	-	-	n.d.
B2c aldicarb	1	0	0,0	0	0,0	n.d.	-	-	-	-
B2c carbofuran	1	0	0,0	0	0,0	n.d.	-	-	-	-
B2c lambda-cyhalothrin	1	0	0,0	0	0,0	n.d.	-	-	-	-
B2c cypermethrin	1	0	0,0	0	0,0	n.d.	-	-	-	-
B2c deltamethrin	1	0	0,0	0	0,0	n.d.	-	-	-	-
B2c methiocarb	1	0	0,0	0	0,0	n.d.	-	-	-	-
B2c methomyl	1	0	0,0	0	0,0	n.d.	-	-	-	-
B2c permethrin	1	0	0,0	0	0,0	n.d.	-	-	-	-
B2c propoxur	1	0	0,0	0	0,0	n.d.	-	-	-	-
B2e carprofen	3	0	0,0	0	0,0	n.d.	*****	-	-	n.d.
B2e diclofenac	3	0	0,0	0	0,0	n.d.	*****	-	-	n.d.
B2e flunixin	3	0	0,0	0	0,0	n.d.	*****	-	-	n.d.
B2e ibuprofen	3	0	0,0	0	0,0	n.d.	*****	-	-	n.d.
B2e mefenamic acid	3	0	0,0	0	0,0	n.d.	*****	-	-	n.d.
B2e meloxicam	3	0	0,0	0	0,0	n.d.	*****	-	-	n.d.
B2e oxyphenbutazone	3	0	0,0	0	0,0	n.d.	*****	-	-	n.d.
B2e phenylbutazone	3	0	0,0	0	0,0	n.d.	*****	-	-	n.d.
B2e tolfenamic acid	3	0	0,0	0	0,0	n.d.	*****	-	-	n.d.
B2e vedaprofen	3	0	0,0	0	0,0	n.d.	*****	-	-	n.d.
B3a alfa-HCH	5	0	0,0	0	0,0	n.d.	*****	-	-	n.d.
B3a beta-HCH	5	0	0,0	0	0,0	n.d.	*****	-	-	n.d.
B3a DDT sum	5	2	40,0	0	0,0	n.d.	0,001	-	-	0,003
B3a dieldrin	5	0	0,0	0	0,0	n.d.	*****	-	-	n.d.
B3a endosulfan	5	0	0,0	0	0,0	n.d.	*****	-	-	n.d.
B3a endrin	5	0	0,0	0	0,0	n.d.	*****	-	-	n.d.
B3a lindane	5	0	0,0	0	0,0	n.d.	*****	-	-	n.d.
B3a heptachlor	5	0	0,0	0	0,0	n.d.	*****	-	-	n.d.
B3a HCB	5	0	0,0	0	0,0	n.d.	*****	-	-	n.d.
B3a chlordan	5	0	0,0	0	0,0	n.d.	*****	-	-	n.d.
B3a PCB sum	5	1	20,0	0	0,0	n.d.	0,000	-	-	0,001
B3c cadmium	3	0	0,0	0	0,0	n.d.	*****	-	-	n.d.
B3c lead	3	1	33,3	0	0,0	n.d.	0,012	-	-	0,027
B3c mercury	3	2	66,7	0	0,0	0,001	0,001	-	-	0,001

## Farmed cloven-hoofed animals - muscle - monitoring (continuation)

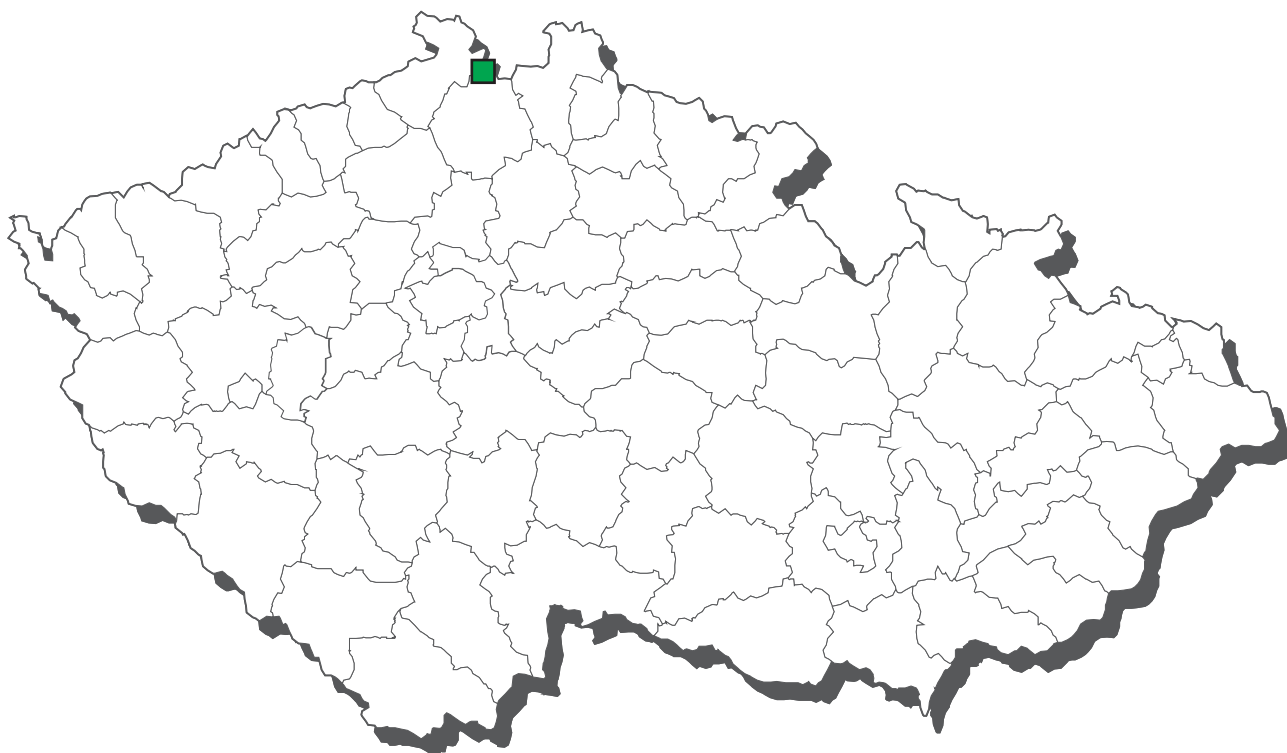
Analyte	hygienic limit (HL)	under 50%	50-75%	75-100%	100-150%	150-200%	over 200%
B1 danofloxacin	100,00000 ug/kg	11	0	0	0	0	0
B1 enrofloxacin	100,00000 ug/kg	11	0	0	0	0	0
B1 Oxolinic acid	100,00000 ug/kg	11	0	0	0	0	0
B1 sulfadiazine	100,00000 ug/kg	11	0	0	0	0	0
B1 sulfadimethoxine	100,00000 ug/kg	11	0	0	0	0	0
B1 sulfadimidine	100,00000 ug/kg	11	0	0	0	0	0
B1 sulfadoxine	100,00000 ug/kg	11	0	0	0	0	0
B1 sulfachlorpyridazine	100,00000 ug/kg	11	0	0	0	0	0
B1 sulfamerazine	100,00000 ug/kg	11	0	0	0	0	0
B1 sulfamethoxazole	100,00000 ug/kg	11	0	0	0	0	0
B1 sulfamethoxydiazine	100,00000 ug/kg	11	0	0	0	0	0
B1 sulfaquinoxaline	100,00000 ug/kg	11	0	0	0	0	0
B1 sulfathiazole	100,00000 ug/kg	11	0	0	0	0	0
B2a albendazole (incl. metabolites)	100,00000 ug/kg	3	0	0	0	0	0
B2a fenbendazole (incl. metabolites)	50,00000 ug/kg	3	0	0	0	0	0
B2a thiabendazole (incl. metabolites)	225,00000 ug/kg	3	0	0	0	0	0
B2c aldicarb	0,01000 mg/kg	1	0	0	0	0	0
B2c carbofuran	0,10000 mg/kg	1	0	0	0	0	0
B2c lambda-cyhalothrin	0,05000 mg/kg	1	0	0	0	0	0
B2c cypermethrin	0,02000 mg/kg	1	0	0	0	0	0
B2c deltamethrin	0,05000 mg/kg	1	0	0	0	0	0
B2c methiocarb	0,05000 mg/kg	1	0	0	0	0	0
B2c methomyl	0,02000 mg/kg	1	0	0	0	0	0
B2c permethrin	0,05000 mg/kg	1	0	0	0	0	0
B2c propoxur	0,05000 mg/kg	1	0	0	0	0	0
B3a alfa-HCH	0,02000 mg/kg	5	0	0	0	0	0
B3a beta-HCH	0,01000 mg/kg	5	0	0	0	0	0
B3a DDT sum	0,10000 mg/kg	5	0	0	0	0	0
B3a dieldrin	0,02000 mg/kg	5	0	0	0	0	0
B3a endosulfan	0,01000 mg/kg	5	0	0	0	0	0
B3a endrin	0,01000 mg/kg	5	0	0	0	0	0
B3a lindane	0,01000 mg/kg	5	0	0	0	0	0
B3a heptachlor	0,02000 mg/kg	5	0	0	0	0	0
B3a HCB	0,02000 mg/kg	5	0	0	0	0	0
B3a chlordan	0,01000 mg/kg	5	0	0	0	0	0
B3a PCB sum	0,20000 ug/kg of fat	5	0	0	0	0	0
B3c cadmium	0,10000 mg/kg	3	0	0	0	0	0
B3c lead	1,00000 mg/kg	3	0	0	0	0	0
B3c mercury	0,05000 mg/kg	3	0	0	0	0	0

## Farmed cloven-hoofed animals - liver - monitoring (µg/kg)

Analyte	n	posit.	%pos.	n+	%+	median	average	10% quantil	90% quantil	maximum
A5 brombuterol	5	0	0,0	0	0,0	n.d.	*****	-	-	n.d.
A5 cimaterol	5	0	0,0	0	0,0	n.d.	*****	-	-	n.d.
A5 cimbuterol	5	0	0,0	0	0,0	n.d.	*****	-	-	n.d.
A5 clenbuterol	5	0	0,0	0	0,0	n.d.	*****	-	-	n.d.
A5 isoxsuprine	5	0	0,0	0	0,0	n.d.	*****	-	-	n.d.
A5 mabuterol	5	0	0,0	0	0,0	n.d.	*****	-	-	n.d.
A5 mapenterol	5	0	0,0	0	0,0	n.d.	*****	-	-	n.d.
A5 ractopamin	5	0	0,0	0	0,0	n.d.	*****	-	-	n.d.
A5 ritodrin	5	0	0,0	0	0,0	n.d.	*****	-	-	n.d.
A5 salbutamol	5	0	0,0	0	0,0	n.d.	*****	-	-	n.d.
A5 terbutalin	5	0	0,0	0	0,0	n.d.	*****	-	-	n.d.
A5 tulobuterol	5	0	0,0	0	0,0	n.d.	*****	-	-	n.d.
A5 zilpaterol	5	0	0,0	0	0,0	n.d.	*****	-	-	n.d.
B2a abamectin	2	0	0,0	0	0,0	n.d.	*****	-	-	n.d.
B2a doramectin	2	0	0,0	0	0,0	n.d.	*****	-	-	n.d.
B2a emamectin	2	0	0,0	0	0,0	n.d.	*****	-	-	n.d.
B2a eprinomectin	2	0	0,0	0	0,0	n.d.	*****	-	-	n.d.
B2a ivermectin	2	0	0,0	0	0,0	n.d.	*****	-	-	n.d.
B2a moxidectin	2	0	0,0	0	0,0	n.d.	*****	-	-	n.d.
B2b decoquinat	4	0	0,0	0	0,0	n.d.	*****	-	-	n.d.
B2b diclazuril	4	0	0,0	0	0,0	n.d.	*****	-	-	n.d.
B2b halofuginone	4	0	0,0	0	0,0	n.d.	*****	-	-	n.d.
B2b lasalocid	4	0	0,0	0	0,0	n.d.	*****	-	-	n.d.
B2b maduramicin	4	0	0,0	0	0,0	n.d.	*****	-	-	n.d.
B2b monensin	4	0	0,0	0	0,0	n.d.	*****	-	-	n.d.
B2b narasin	4	0	0,0	0	0,0	n.d.	*****	-	-	n.d.
B2b nicarbazin	4	0	0,0	0	0,0	n.d.	*****	-	-	n.d.
B2b robenidine	4	0	0,0	0	0,0	n.d.	*****	-	-	n.d.
B2b salinomycin	4	0	0,0	0	0,0	n.d.	*****	-	-	n.d.

Analyte	hygienic limit (HL)	under 50%	50-75%	75-100%	100-150%	150-200%	over 200%
B2a doramectin	100,00000 ug/kg	2	0	0	0	0	0
B2a ivermectin	100,00000 ug/kg	2	0	0	0	0	0
B2b decoquinat	20,00000 ug/kg	4	0	0	0	0	0
B2b diclazuril	40,00000 ug/kg	4	0	0	0	0	0
B2b lasalocid	50,00000 ug/kg	4	0	0	0	0	0
B2b maduramicin	2,00000 ug/kg	4	0	0	0	0	0
B2b monensin	8,00000 ug/kg	4	0	0	0	0	0
B2b narasin	50,00000 ug/kg	4	0	0	0	0	0
B2b nicarbazin	100,00000 ug/kg	4	0	0	0	0	0
B2b robenidine	50,00000 ug/kg	4	0	0	0	0	0
B2b salinomycin	5,00000 ug/kg	4	0	0	0	0	0

# Residues monitoring 2010 - sampling of snails

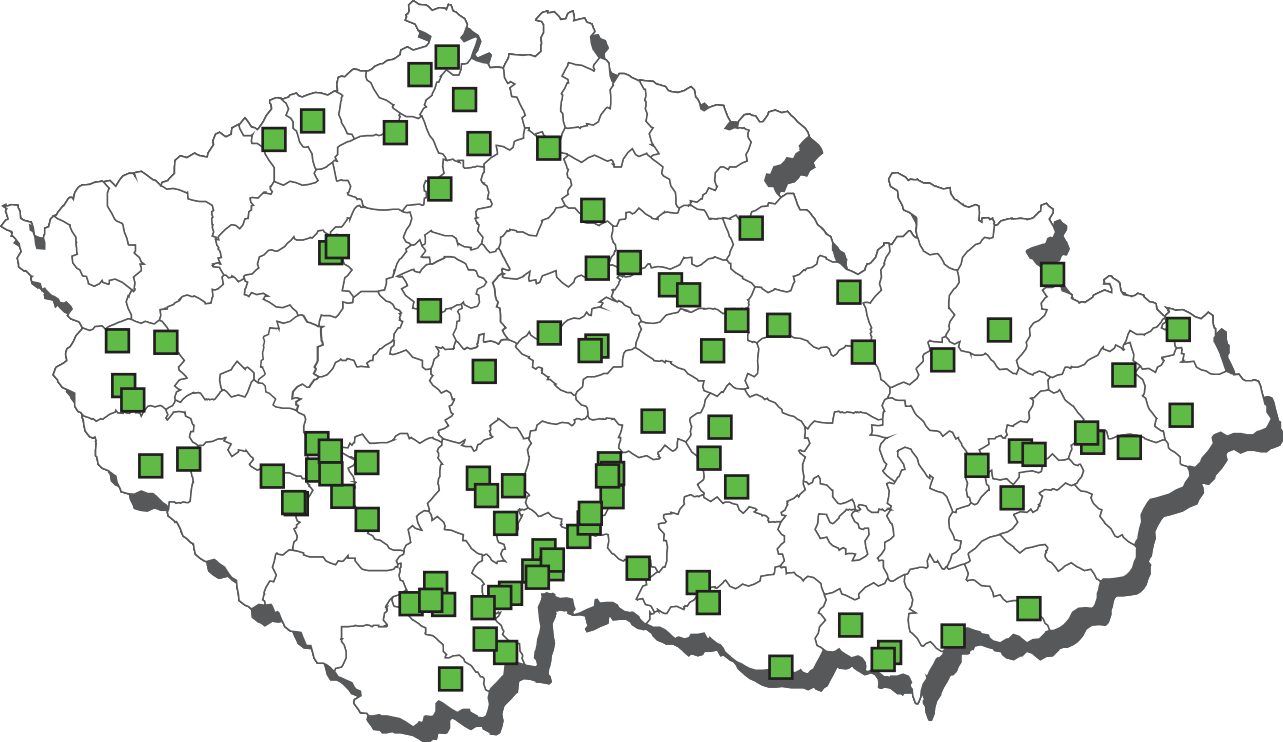


## Snails - monitoring (mg/kg)

Analyte	n	posit.	%pos.	n+	%+	median	average	10% quantil	90% quantil	maximum
B3a alfa-HCH	2	0	0,0	0	0,0	n.d.	*****	-	-	n.d.
B3a beta-HCH	2	0	0,0	0	0,0	n.d.	*****	-	-	n.d.
B3a DDT sum	2	0	0,0	0	0,0	n.d.	*****	-	-	n.d.
B3a dieldrin	2	0	0,0	0	0,0	n.d.	*****	-	-	n.d.
B3a endosulfan	2	0	0,0	0	0,0	n.d.	*****	-	-	n.d.
B3a endrin	2	0	0,0	0	0,0	n.d.	*****	-	-	n.d.
B3a lindane	2	0	0,0	0	0,0	n.d.	*****	-	-	n.d.
B3a heptachlor	2	0	0,0	0	0,0	n.d.	*****	-	-	n.d.
B3a HCB	2	1	50,0	0	0,0	0,000	0,000	-	-	0,000
B3a chlordan	2	0	0,0	0	0,0	n.d.	*****	-	-	n.d.
B3a PCB sum	2	0	0,0	0	0,0	n.d.	*****	-	-	n.d.
B3c cadmium	2	2	100,0	0	0,0	0,273	0,273	-	-	0,292
B3c lead	2	2	100,0	0	0,0	0,040	0,040	-	-	0,050
B3c mercury	2	2	100,0	0	0,0	0,001	0,001	-	-	0,001

Analyte	hygienic limit (HL)	under 50%	50-75%	75-100%	100-150%	150-200%	over 200%
B3a alfa-HCH	0,02000 mg/kg	2	0	0	0	0	0
B3a beta-HCH	0,01000 mg/kg	2	0	0	0	0	0
B3a DDT sum	0,10000 mg/kg	2	0	0	0	0	0
B3a endosulfan	0,01000 mg/kg	2	0	0	0	0	0
B3a dieldrin	0,02000 mg/kg	2	0	0	0	0	0
B3a endrin	0,01000 mg/kg	2	0	0	0	0	0
B3a lindane	0,01000 mg/kg	2	0	0	0	0	0
B3a heptachlor	0,02000 mg/kg	2	0	0	0	0	0
B3a HCB	0,02000 mg/kg	2	0	0	0	0	0
B3a chlordan	0,01000 mg/kg	2	0	0	0	0	0
B3a PCB sum	2,00000 mg/kg	2	0	0	0	0	0
B3c cadmium	0,50000 mg/kg	0	2	0	0	0	0
B3c lead	1,00000 mg/kg	2	0	0	0	0	0
B3c mercury	2,00000 mg/kg	2	0	0	0	0	0

# Residues monitoring 2010 - sampling of freshwater fish carps - farmed





Carps - farmed - monitoring (µg/kg)

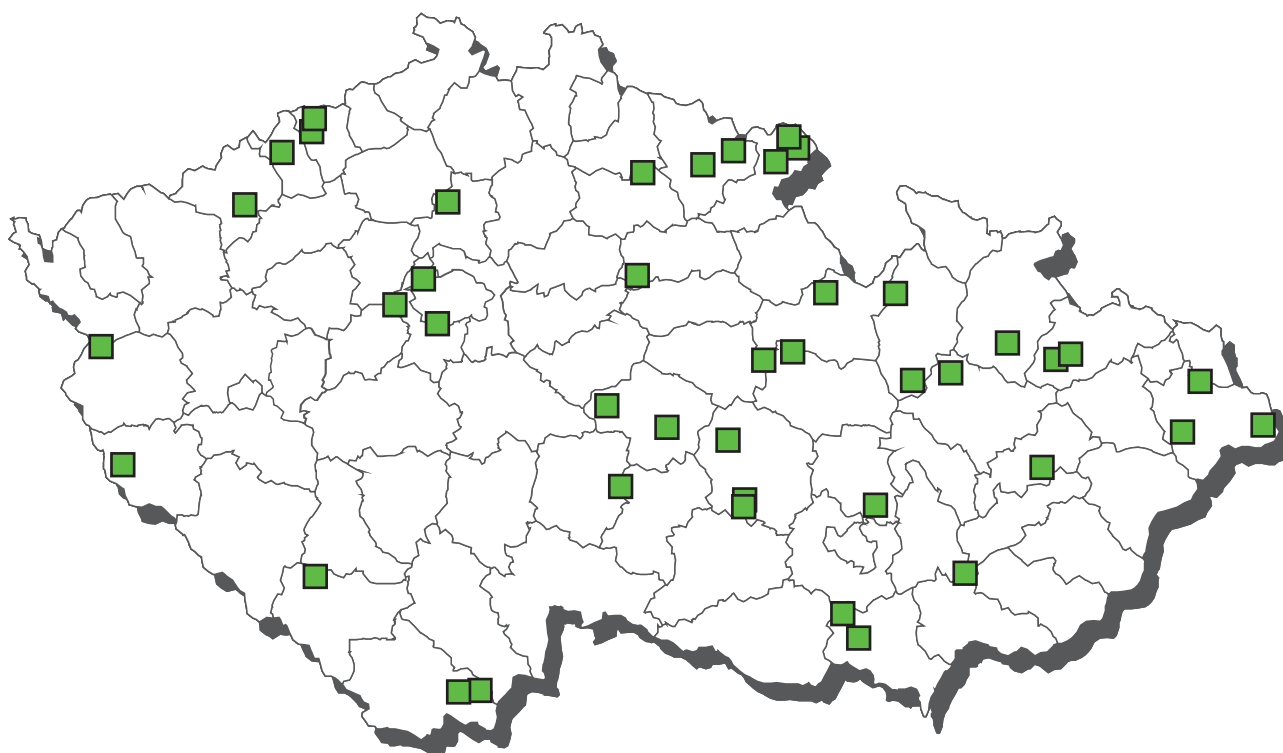
Bq/kg pg/g mg/kg

Analyte	n	posit.	%pos.	n+	%+	median	average	10% quantil	90% quantil	maximum
A1 dienestrol	23	0	0,0	0	0,0	n.d.	*****	n.d.	n.d.	n.d.
A1 diethylstilbestrol	23	0	0,0	0	0,0	n.d.	*****	n.d.	n.d.	n.d.
A1 hexestrol	23	0	0,0	0	0,0	n.d.	*****	n.d.	n.d.	n.d.
A3 ethinylestradiol	14	0	0,0	0	0,0	n.d.	*****	n.d.	n.d.	n.d.
A3 methyltestosterone	16	0	0,0	0	0,0	n.d.	*****	n.d.	n.d.	n.d.
A6 nitrofurantoin - AHD	9	0	0,0	0	0,0	n.d.	*****	n.d.	n.d.	n.d.
A6 furaltadons - AMOZ	9	0	0,0	0	0,0	n.d.	*****	n.d.	n.d.	n.d.
A6 furazolidone - AOZ	9	0	0,0	0	0,0	n.d.	*****	n.d.	n.d.	n.d.
A6 dimetridazole	4	0	0,0	0	0,0	n.d.	*****	-	-	n.d.
A6 HMMNI	4	0	0,0	0	0,0	n.d.	*****	-	-	n.d.
A6 chloramphenicol	14	0	0,0	0	0,0	n.d.	*****	n.d.	n.d.	n.d.
A6 metronidazole a MNZOH	4	0	0,0	0	0,0	n.d.	*****	-	-	n.d.
A6 MNZOH	4	0	0,0	0	0,0	n.d.	*****	-	-	n.d.
A6 ronidazole	4	0	0,0	0	0,0	n.d.	*****	-	-	n.d.
A6 nitrofurazone - SEM	9	0	0,0	0	0,0	n.d.	*****	n.d.	n.d.	n.d.
B1 betalactam atb	16	0	0,0	0	0,0	n.d.	*****	n.d.	n.d.	n.d.
B1 danofloxacin	16	0	0,0	0	0,0	n.d.	*****	n.d.	n.d.	n.d.
B1 enrofloxacin	16	0	0,0	0	0,0	n.d.	*****	n.d.	n.d.	n.d.
B1 flumequine	16	0	0,0	0	0,0	n.d.	*****	n.d.	n.d.	n.d.
B1 gentamicine, neomycin	16	0	0,0	0	0,0	n.d.	*****	n.d.	n.d.	n.d.
B1 Oxolinic acid	16	0	0,0	0	0,0	n.d.	*****	n.d.	n.d.	n.d.
B1 macrolides	16	0	0,0	0	0,0	n.d.	*****	n.d.	n.d.	n.d.
B1 sulfadiazine	16	0	0,0	0	0,0	n.d.	*****	n.d.	n.d.	n.d.
B1 sulfadimethoxine	16	0	0,0	0	0,0	n.d.	*****	n.d.	n.d.	n.d.
B1 sulfadimidine	16	0	0,0	0	0,0	n.d.	*****	n.d.	n.d.	n.d.
B1 sulfadoxine	16	0	0,0	0	0,0	n.d.	*****	n.d.	n.d.	n.d.
B1 sulfachlorpyridazine	16	0	0,0	0	0,0	n.d.	*****	n.d.	n.d.	n.d.
B1 sulfamerazine	16	0	0,0	0	0,0	n.d.	*****	n.d.	n.d.	n.d.
B1 sulfamethoxazole	16	0	0,0	0	0,0	n.d.	*****	n.d.	n.d.	n.d.
B1 sulfamethoxydiazine	16	0	0,0	0	0,0	n.d.	*****	n.d.	n.d.	n.d.
B1 sulfaquinoxaline	16	0	0,0	0	0,0	n.d.	*****	n.d.	n.d.	n.d.
B1 sulfathiazole	16	0	0,0	0	0,0	n.d.	*****	n.d.	n.d.	n.d.
B1 tetracyclines	16	0	0,0	0	0,0	n.d.	*****	n.d.	n.d.	n.d.
B2a abamectin	18	0	0,0	0	0,0	n.d.	*****	n.d.	n.d.	n.d.
B2a doramectin	18	0	0,0	0	0,0	n.d.	*****	n.d.	n.d.	n.d.
B2a emamectin	18	0	0,0	0	0,0	n.d.	*****	n.d.	n.d.	n.d.
B2a eprinomectin	18	0	0,0	0	0,0	n.d.	*****	n.d.	n.d.	n.d.
B2a ivermectin	18	0	0,0	0	0,0	n.d.	*****	n.d.	n.d.	n.d.
B2a moxidectin	18	0	0,0	0	0,0	n.d.	*****	n.d.	n.d.	n.d.
B2a niclosamid	18	0	0,0	0	0,0	n.d.	*****	n.d.	n.d.	n.d.
B3a alfa-, beta-HCH (sum)	15	0	0,0	0	0,0	n.d.	*****	n.d.	n.d.	n.d.
B3a DDT sum	15	14	93,3	0	0,0	0,006	0,010	0,000	0,030	0,043
B3a dieldrin	15	0	0,0	0	0,0	n.d.	*****	n.d.	n.d.	n.d.
B3a endosulfan	15	0	0,0	0	0,0	n.d.	*****	n.d.	n.d.	n.d.
B3a endrin	15	1	6,7	0	0,0	n.d.	0,000	n.d.	n.d.	0,000
B3a lindane	15	0	0,0	0	0,0	n.d.	*****	n.d.	n.d.	n.d.
B3a heptachlor	15	0	0,0	0	0,0	n.d.	*****	n.d.	n.d.	n.d.
B3a HCB	15	2	13,3	0	0,0	n.d.	0,000	n.d.	0,001	0,002
B3a chlordan	15	0	0,0	0	0,0	n.d.	*****	n.d.	n.d.	n.d.
B3a PCB sum	22	14	63,6	0	0,0	0,001	0,002	n.d.	0,008	0,012
B3a toxaphene (cong.P26, P50, P62)	15	0	0,0	0	0,0	n.d.	*****	n.d.	n.d.	n.d.
B3a WHO-PCDD/F-PCB-TEQ	7	7	100,0	0	0,0	0,420	0,522	-	-	0,834
B3a WHO-PCDD/F-TEQ	7	6	85,7	0	0,0	0,250	0,267	-	-	0,405
B3c arsenic	13	12	92,3	0	0,0	0,038	0,051	0,007	0,146	0,180
B3c tin	12	5	41,7	0	0,0	n.d.	0,009	n.d.	0,030	0,030
B3c cadmium	15	0	0,0	0	0,0	n.d.	*****	n.d.	n.d.	n.d.
B3c methylmercury	12	12	100,0	0	0,0	0,012	0,013	0,005	0,027	0,027
B3c lead	15	5	33,3	0	0,0	n.d.	0,009	n.d.	0,021	0,022
B3c mercury	27	27	100,0	0	0,0	0,018	0,029	0,006	0,051	0,241
B3c selenium	12	12	100,0	0	0,0	0,092	0,119	0,028	0,279	0,308
B3d aflatoxin B1	18	0	0,0	0	0,0	n.d.	*****	n.d.	n.d.	n.d.
B3d aflatoxins (sum B1, B2, G1, G2)	18	0	0,0	0	0,0	n.d.	*****	n.d.	n.d.	n.d.
B3e crystal violet	25	0	0,0	0	0,0	n.d.	*****	n.d.	n.d.	n.d.
B3e leucocrystal violet	25	0	0,0	0	0,0	n.d.	*****	n.d.	n.d.	n.d.
B3e leucomalachite green	25	0	0,0	0	0,0	n.d.	*****	n.d.	n.d.	n.d.
B3e malachite green	25	0	0,0	0	0,0	n.d.	*****	n.d.	n.d.	n.d.
B3f 2,2',3,4,4',5',6-HeptaBDE	7	0	0,0	0	0,0	n.d.	*****	-	-	n.d.
B3f 2,2',4,4'-TetraBDE	7	0	0,0	0	0,0	n.d.	*****	-	-	n.d.
B3f 2,2',4,4',5-PentaBDE	7	0	0,0	0	0,0	n.d.	*****	-	-	n.d.
B3f 2,2',4,4',5,5'-HexaBDE	7	0	0,0	0	0,0	n.d.	*****	-	-	n.d.
B3f 2,2',4,4',5,6'-HexaBDE	7	0	0,0	0	0,0	n.d.	*****	-	-	n.d.
B3f 2,2',4,4',6-PentaBDE	7	0	0,0	0	0,0	n.d.	*****	-	-	n.d.
B3f 2,4,4'-TriBDE	7	0	0,0	0	0,0	n.d.	*****	-	-	n.d.
B3f 134 Cs	11	0	0,0	0	0,0	n.d.	*****	n.d.	n.d.	n.d.
B3f 137 Cs	11	5	45,5	0	0,0	n.d.	0,137	n.d.	0,268	0,270

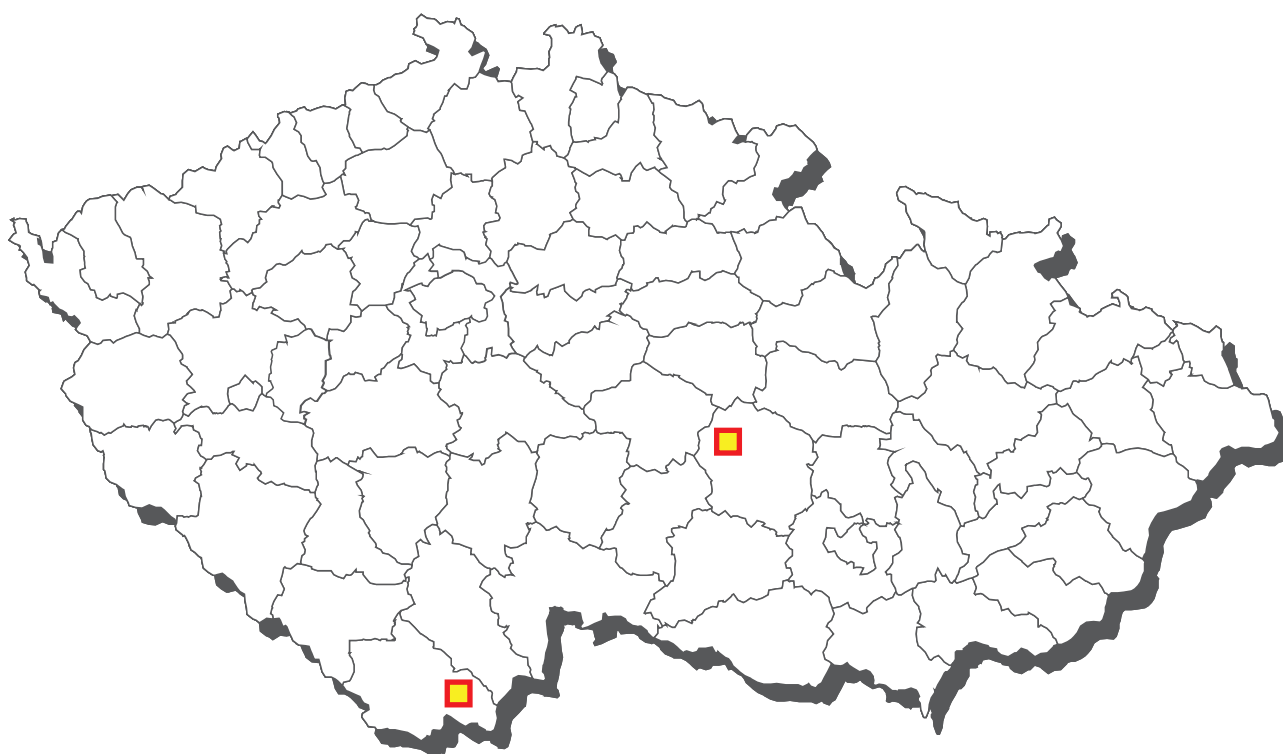
## Carps - farmed - monitoring (continuation)

Analyte	hygienic limit (HL)	under 50%	50-75%	75-100%	100-150%	150-200%	over 200%
B1 danofloxacin	100,00000 ug/kg	16	0	0	0	0	0
B1 enrofloxacin	100,00000 ug/kg	16	0	0	0	0	0
B1 flumequine	600,00000 ug/kg	16	0	0	0	0	0
B1 Oxolinic acid	100,00000 ug/kg	16	0	0	0	0	0
B1 sulfadiazine	100,00000 ug/kg	16	0	0	0	0	0
B1 sulfadimethoxine	100,00000 ug/kg	16	0	0	0	0	0
B1 sulfadimidine	100,00000 ug/kg	16	0	0	0	0	0
B1 sulfadoxine	100,00000 ug/kg	16	0	0	0	0	0
B1 sulfachlorpyridazine	100,00000 ug/kg	16	0	0	0	0	0
B1 sulfamerazine	100,00000 ug/kg	16	0	0	0	0	0
B1 sulfamethoxazole	100,00000 ug/kg	16	0	0	0	0	0
B1 sulfamethoxydiazine	100,00000 ug/kg	16	0	0	0	0	0
B1 sulfaquinoxaline	100,00000 ug/kg	16	0	0	0	0	0
B1 sulfathiazole	100,00000 ug/kg	16	0	0	0	0	0
B2a emamectin	100,00000 ug/kg	18	0	0	0	0	0
B3a alfa-, beta-HCH (sum)	0,02000 mg/kg	15	0	0	0	0	0
B3a DDT sum	0,50000 mg/kg	15	0	0	0	0	0
B3a lindane	0,05000 mg/kg	15	0	0	0	0	0
B3a HCB	0,05000 ug/kg	15	0	0	0	0	0
B3a PCB sum	2,00000 mg/kg	22	0	0	0	0	0
B3a toxaphene (cong.P26, P50, P62)	0,10000 mg/kg	15	0	0	0	0	0
B3a WHO-PCDD/F-PCB-TEQ	8,00000 pg/g	7	0	0	0	0	0
B3a WHO-PCDD/F-TEQ	4,00000 pg/g	7	0	0	0	0	0
B3c arsenic	1,00000 mg/kg	13	0	0	0	0	0
B3c tin	10,00000 mg/kg	12	0	0	0	0	0
B3c cadmium	0,05000 mg/kg	15	0	0	0	0	0
B3c methylmercury	0,40000 mg/kg	12	0	0	0	0	0
B3c lead	0,30000 mg/kg	15	0	0	0	0	0
B3c mercury	0,50000 mg/kg	27	0	0	0	0	0
B3d aflatoxin B1	20,00000 ug/kg	18	0	0	0	0	0
B3d aflatoxins (sum B1, B2, G1, G2)	40,00000 ug/kg	18	0	0	0	0	0
B3e crystal violet	2,00000 ug/kg	25	0	0	0	0	0
B3e malachite green	2,00000 ug/kg	25	0	0	0	0	0

## Residues monitoring 2010 - sampling of freshwater fish - trouts - farmed



## Freshwater fish - trouts - farmed - non-compliant results 2010



■ leucomalachite green

Trouts - farmed - monitoring (µg/kg)

Bq/kg mg/kg

Analyte	n	posit.	%pos.	n+	%+	median	average	10% quantil	90% quantil	maximum
A1 dienestrol	5	0	0,0	0	0,0	n.d.	*****	-	-	n.d.
A1 diethylstilbestrol	5	0	0,0	0	0,0	n.d.	*****	-	-	n.d.
A1 hexestrol	5	0	0,0	0	0,0	n.d.	*****	-	-	n.d.
A3 ethinylestradiol	1	0	0,0	0	0,0	n.d.	-	-	-	-
A6 nitrofurantoin - AHD	1	0	0,0	0	0,0	n.d.	-	-	-	-
A6 furaltadons - AMOZ	1	0	0,0	0	0,0	n.d.	-	-	-	-
A6 furazolidone - AOZ	1	0	0,0	0	0,0	n.d.	-	-	-	-
A6 dimetridazole	1	0	0,0	0	0,0	n.d.	-	-	-	-
A6 HMMNI	1	0	0,0	0	0,0	n.d.	-	-	-	-
A6 chloramphenicol	1	0	0,0	0	0,0	n.d.	-	-	-	-
A6 metronidazole a MNZOH	1	0	0,0	0	0,0	n.d.	-	-	-	-
A6 MNZOH	1	0	0,0	0	0,0	n.d.	-	-	-	-
A6 ronidazole	1	0	0,0	0	0,0	n.d.	-	-	-	-
A6 nitrofurazone - SEM	1	0	0,0	0	0,0	n.d.	-	-	-	-
B1 betalactam atb	2	0	0,0	0	0,0	n.d.	*****	-	-	n.d.
B1 danofloxacin	2	0	0,0	0	0,0	n.d.	*****	-	-	n.d.
B1 enrofloxacin	2	0	0,0	0	0,0	n.d.	*****	-	-	n.d.
B1 flumequine	2	0	0,0	0	0,0	n.d.	*****	-	-	n.d.
B1 gentamicine, neomycin	2	0	0,0	0	0,0	n.d.	*****	-	-	n.d.
B1 Oxolinic acid	2	0	0,0	0	0,0	n.d.	*****	-	-	n.d.
B1 macrolides	2	0	0,0	0	0,0	n.d.	*****	-	-	n.d.
B1 sulfadiazine	2	0	0,0	0	0,0	n.d.	*****	-	-	n.d.
B1 sulfadimethoxine	2	0	0,0	0	0,0	n.d.	*****	-	-	n.d.
B1 sulfadimidine	2	0	0,0	0	0,0	n.d.	*****	-	-	n.d.
B1 sulfadoxine	2	0	0,0	0	0,0	n.d.	*****	-	-	n.d.
B1 sulfachlorpyridazine	2	0	0,0	0	0,0	n.d.	*****	-	-	n.d.
B1 sulfamerazine	2	0	0,0	0	0,0	n.d.	*****	-	-	n.d.
B1 sulfamethoxazole	2	0	0,0	0	0,0	n.d.	*****	-	-	n.d.
B1 sulfamethoxydiazine	2	0	0,0	0	0,0	n.d.	*****	-	-	n.d.
B1 sulfaquinoxaline	2	0	0,0	0	0,0	n.d.	*****	-	-	n.d.
B1 sulfathiazole	2	0	0,0	0	0,0	n.d.	*****	-	-	n.d.
B1 tetracyclines	2	0	0,0	0	0,0	n.d.	*****	-	-	n.d.
B2a abamectin	2	0	0,0	0	0,0	n.d.	*****	-	-	n.d.
B2a doramectin	2	0	0,0	0	0,0	n.d.	*****	-	-	n.d.
B2a emamectin	2	0	0,0	0	0,0	n.d.	*****	-	-	n.d.
B2a eprinomectin	2	0	0,0	0	0,0	n.d.	*****	-	-	n.d.
B2a ivermectin	2	0	0,0	0	0,0	n.d.	*****	-	-	n.d.
B2a moxidectin	2	0	0,0	0	0,0	n.d.	*****	-	-	n.d.
B2a niclosamid	2	0	0,0	0	0,0	n.d.	*****	-	-	n.d.
B3a alfa-, beta-HCH (sum)	2	0	0,0	0	0,0	n.d.	*****	-	-	n.d.
B3a DDT sum	2	2	100,0	0	0,0	0,002	0,002	-	-	0,002
B3a dieldrin	2	0	0,0	0	0,0	n.d.	*****	-	-	n.d.
B3a endosulfan	2	0	0,0	0	0,0	n.d.	*****	-	-	n.d.
B3a endrin	2	0	0,0	0	0,0	n.d.	*****	-	-	n.d.
B3a lindane	2	0	0,0	0	0,0	n.d.	*****	-	-	n.d.
B3a heptachlor	2	0	0,0	0	0,0	n.d.	*****	-	-	n.d.
B3a HCB	2	1	50,0	0	0,0	0,001	0,001	-	-	0,001
B3a chlordan	2	0	0,0	0	0,0	n.d.	*****	-	-	n.d.
B3a PCB sum	2	2	100,0	0	0,0	0,001	0,001	-	-	0,002
B3a toxaphene (cong.P26, P50, P62)	2	0	0,0	0	0,0	n.d.	*****	-	-	n.d.
B3c arsenic	1	1	100,0	0	0,0	0,820	-	-	-	-
B3c tin	5	2	40,0	0	0,0	n.d.	0,010	-	-	0,030
B3c cadmium	1	0	0,0	0	0,0	n.d.	-	-	-	-
B3c methylmercury	5	5	100,0	0	0,0	0,013	0,016	-	-	0,033
B3c lead	1	1	100,0	0	0,0	0,040	-	-	-	-
B3c mercury	6	6	100,0	0	0,0	0,021	0,022	-	-	0,036
B3c selenium	5	5	100,0	0	0,0	0,120	0,161	-	-	0,290
B3d aflatoxin B1	2	0	0,0	0	0,0	n.d.	*****	-	-	n.d.
B3d aflatoxins (sum B1, B2, G1, G2)	2	0	0,0	0	0,0	n.d.	*****	-	-	n.d.
B3e crystal violet	43	0	0,0	0	0,0	n.d.	*****	n.d.	n.d.	n.d.
B3e leucocrystal violet	43	0	0,0	0	0,0	n.d.	*****	n.d.	n.d.	n.d.
B3e leucomalachite green	43	2	4,7	2	4,7	n.d.	0,161	n.d.	n.d.	0,440
B3e malachite green	43	0	0,0	0	0,0	n.d.	*****	n.d.	n.d.	n.d.
B3f 134 Cs	1	0	0,0	0	0,0	n.d.	-	-	-	-
B3f 137 Cs	1	0	0,0	0	0,0	n.d.	-	-	-	-

## Trouts - farmed - monitoring (continuation)

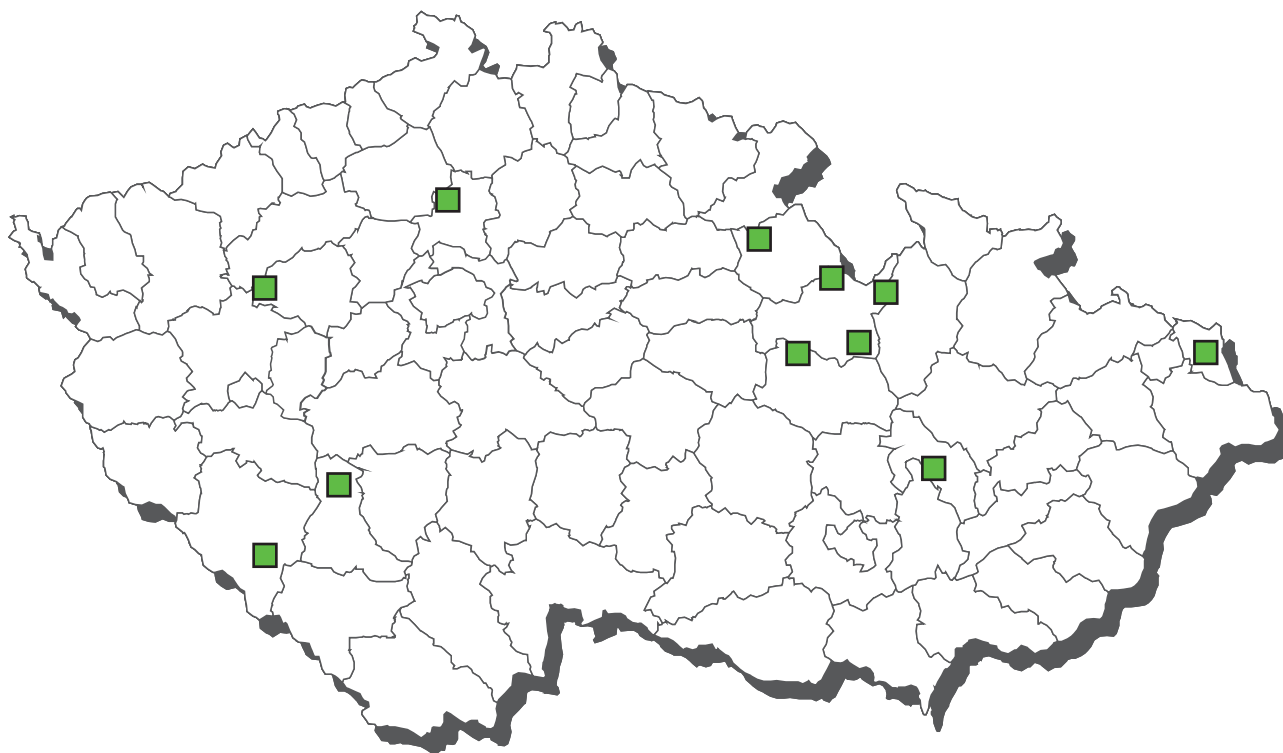
Analyte	hygienic limit (HL)	under 50%	50-75%	75-100%	100-150%	150-200%	over 200%
B1 danofloxacin	100,00000 ug/kg	2	0	0	0	0	0
B1 enrofloxacin	100,00000 ug/kg	2	0	0	0	0	0
B1 flumequine	600,00000 ug/kg	2	0	0	0	0	0
B1 Oxolinic acid	100,00000 ug/kg	2	0	0	0	0	0
B1 sulfadiazine	100,00000 ug/kg	2	0	0	0	0	0
B1 sulfadimethoxine	100,00000 ug/kg	2	0	0	0	0	0
B1 sulfadimidine	100,00000 ug/kg	2	0	0	0	0	0
B1 sulfadoxine	100,00000 ug/kg	2	0	0	0	0	0
B1 sulfachlorpyridazine	100,00000 ug/kg	2	0	0	0	0	0
B1 sulfamerazine	100,00000 ug/kg	2	0	0	0	0	0
B1 sulfamethoxazole	100,00000 ug/kg	2	0	0	0	0	0
B1 sulfamethoxydiazine	100,00000 ug/kg	2	0	0	0	0	0
B1 sulfaquinoxaline	100,00000 ug/kg	2	0	0	0	0	0
B1 sulfathiazole	100,00000 ug/kg	2	0	0	0	0	0
B2a emamectin	100,00000 ug/kg	2	0	0	0	0	0
B3a alfa-, beta-HCH (sum)	0,02000 mg/kg	2	0	0	0	0	0
B3a DDT sum	0,50000 mg/kg	2	0	0	0	0	0
B3a lindane	0,05000 mg/kg	2	0	0	0	0	0
B3a HCB	0,05000 ug/kg	2	0	0	0	0	0
B3a PCB sum	2,00000 mg/kg	2	0	0	0	0	0
B3a toxaphene (cong.P26, P50, P62)	0,10000 mg/kg	2	0	0	0	0	0
B3c arsenic	1,00000 mg/kg	0	0	1	0	0	0
B3c tin	10,00000 mg/kg	5	0	0	0	0	0
B3c cadmium	0,05000 mg/kg	1	0	0	0	0	0
B3c methylmercury	0,40000 mg/kg	5	0	0	0	0	0
B3c lead	0,30000 mg/kg	1	0	0	0	0	0
B3c mercury	0,50000 mg/kg	6	0	0	0	0	0
B3d aflatoxin B1	20,00000 ug/kg	2	0	0	0	0	0
B3d aflatoxins (sum B1, B2, G1, G2)	40,00000 ug/kg	2	0	0	0	0	0
B3f 134 Cs	600,00000 Bq/kg	1	0	0	0	0	0
B3f 137 Cs	600,00000 Bq/kg	1	0	0	0	0	0

## Trouts - farmed - monitoring - list of non-compliant results

Sampling	cadastral district	district	value
<b>leucomalachite green</b>			
3.9.2010	Mostky	Cesky Krumlov	0,35 mg/kg*
25.10.2010	Zamek zďar	Zďar nad Sazavou	0,44 mg/kg*

\* comply with MRPL (2 µg/kg)

## Residues monitoring 2010 - sampling of freshwater fish other species - farmed



Other species - farmed - monitoring (µg/kg)

pg/g mg/kg

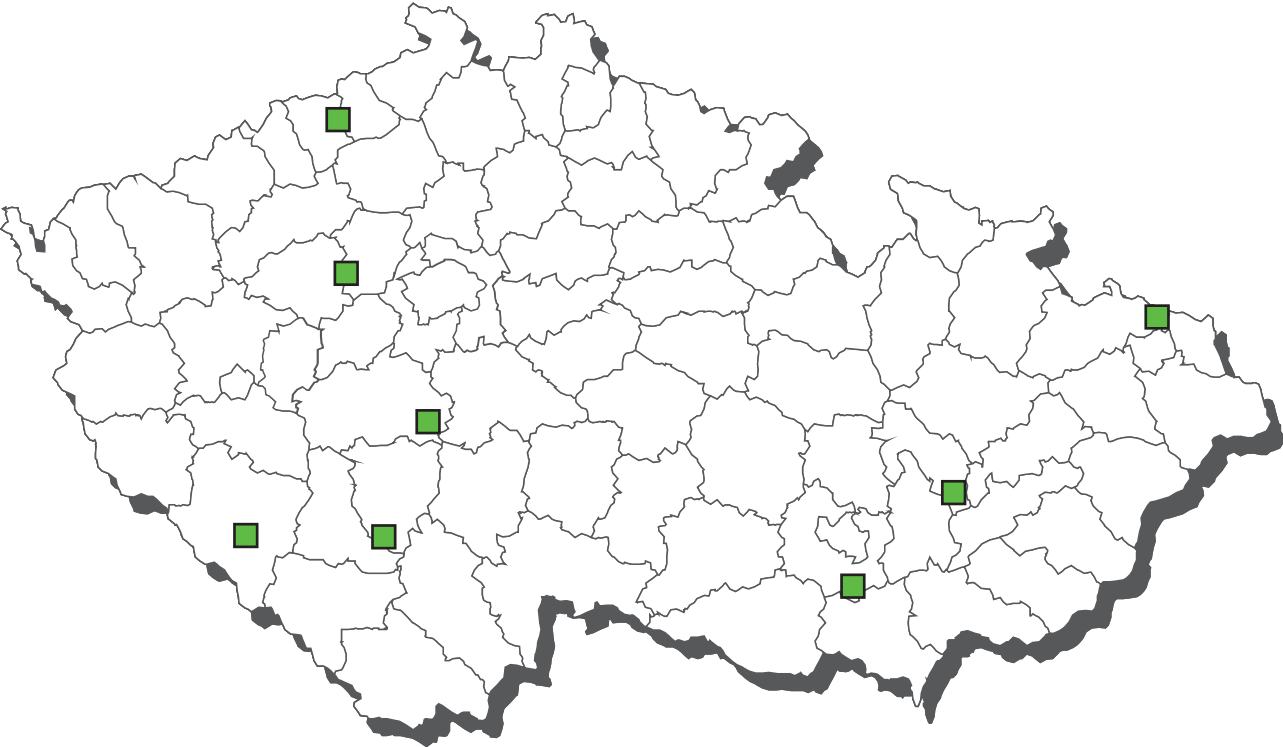
Analyte	n	posit.	%pos.	n+	%+	median	average	10% quantil	90% quantil	maximum
A1 dienestrol	2	0	0,0	0	0,0	n.d.	*****	-	-	n.d.
A1 diethylstilbestrol	2	0	0,0	0	0,0	n.d.	*****	-	-	n.d.
A1 hexestrol	2	0	0,0	0	0,0	n.d.	*****	-	-	n.d.
B1 betalactam atb	1	0	0,0	0	0,0	n.d.	-	-	-	-
B1 danofloxacin	1	0	0,0	0	0,0	n.d.	-	-	-	-
B1 enrofloxacin	1	0	0,0	0	0,0	n.d.	-	-	-	-
B1 flumequine	1	1	100,0	0	0,0	36,000	-	-	-	-
B1 gentamicine, neomycin	1	0	0,0	0	0,0	n.d.	-	-	-	-
B1 Oxolinic acid	1	0	0,0	0	0,0	n.d.	-	-	-	-
B1 macrolides	1	0	0,0	0	0,0	n.d.	-	-	-	-
B1 sulfadiazine	1	0	0,0	0	0,0	n.d.	-	-	-	-
B1 sulfadimethoxine	1	0	0,0	0	0,0	n.d.	-	-	-	-
B1 sulfadimidine	1	0	0,0	0	0,0	n.d.	-	-	-	-
B1 sulfadoxine	1	0	0,0	0	0,0	n.d.	-	-	-	-
B1 sulfachlorpyridazine	1	0	0,0	0	0,0	n.d.	-	-	-	-
B1 sulfamerazine	1	0	0,0	0	0,0	n.d.	-	-	-	-
B1 sulfamethoxazole	1	0	0,0	0	0,0	n.d.	-	-	-	-
B1 sulfamethoxydiazine	1	0	0,0	0	0,0	n.d.	-	-	-	-
B1 sulfaquinoxaline	1	0	0,0	0	0,0	n.d.	-	-	-	-
B1 sulfathiazole	1	0	0,0	0	0,0	n.d.	-	-	-	-
B1 tetracyclines	1	0	0,0	0	0,0	n.d.	-	-	-	-
B3a alfa-, beta-HCH (sum)	3	0	0,0	0	0,0	n.d.	*****	-	-	n.d.
B3a DDT sum	3	2	66,7	0	0,0	0,005	0,014	-	-	0,039
B3a dieldrin	3	0	0,0	0	0,0	n.d.	*****	-	-	n.d.
B3a endosulfan	3	0	0,0	0	0,0	n.d.	*****	-	-	n.d.
B3a endrin	3	0	0,0	0	0,0	n.d.	*****	-	-	n.d.
B3a lindane	3	0	0,0	0	0,0	n.d.	*****	-	-	n.d.
B3a heptachlor	3	0	0,0	0	0,0	n.d.	*****	-	-	n.d.
B3a HCB	3	2	66,7	0	0,0	0,002	0,001	-	-	0,002
B3a chlordan	3	0	0,0	0	0,0	n.d.	*****	-	-	n.d.
B3a PCB sum	5	3	60,0	0	0,0	0,003	0,007	-	-	0,018
B3a toxaphene (cong.P26, P50, P62)	3	0	0,0	0	0,0	n.d.	*****	-	-	n.d.
B3a WHO-PCDD/F-PCB-TEQ	2	2	100,0	0	0,0	0,818	0,818	-	-	0,907
B3a WHO-PCDD/F-TEQ	2	2	100,0	0	0,0	0,364	0,364	-	-	0,422
B3c arsenic	1	1	100,0	0	0,0	0,588	-	-	-	-
B3c cadmium	1	0	0,0	0	0,0	n.d.	-	-	-	-
B3c lead	1	0	0,0	0	0,0	n.d.	-	-	-	-
B3c mercury	1	1	100,0	0	0,0	0,054	-	-	-	-
B3e crystal violet	9	0	0,0	0	0,0	n.d.	*****	n.d.	n.d.	n.d.
B3e leucocrystal violet	9	0	0,0	0	0,0	n.d.	*****	n.d.	n.d.	n.d.
B3e leucomalachite green	9	0	0,0	0	0,0	n.d.	*****	n.d.	n.d.	n.d.
B3e malachite green	9	0	0,0	0	0,0	n.d.	*****	n.d.	n.d.	n.d.
B3f 2,2',3,4,4',5',6-HeptaBDE	2	0	0,0	0	0,0	n.d.	*****	-	-	n.d.
B3f 2,2',4,4'-TetraBDE	2	0	0,0	0	0,0	n.d.	*****	-	-	n.d.
B3f 2,2',4,4',5-PentaBDE	2	0	0,0	0	0,0	n.d.	*****	-	-	n.d.
B3f 2,2',4,4',5,5'-HexaBDE	2	0	0,0	0	0,0	n.d.	*****	-	-	n.d.
B3f 2,2',4,4',5,6'-HexaBDE	2	0	0,0	0	0,0	n.d.	*****	-	-	n.d.
B3f 2,2',4,4',6-PentaBDE	2	0	0,0	0	0,0	n.d.	*****	-	-	n.d.
B3f 2,4,4'-TriBDE	2	0	0,0	0	0,0	n.d.	*****	-	-	n.d.

### Other species - farmed - monitoring (continuation)

Analyte	hygienic limit (HL)	under 50%	50-75%	75-100%	100-150%	150-200%	over 200%
B1 danofloxacin	100,00000 ug/kg	1	0	0	0	0	0
B1 enrofloxacin	100,00000 ug/kg	1	0	0	0	0	0
B1 flumequine	600,00000 ug/kg	1	0	0	0	0	0
B1 Oxolinic acid	100,00000 ug/kg	1	0	0	0	0	0
B1 sulfadiazine	100,00000 ug/kg	1	0	0	0	0	0
B1 sulfadimethoxine	100,00000 ug/kg	1	0	0	0	0	0
B1 sulfadimidine	100,00000 ug/kg	1	0	0	0	0	0
B1 sulfadoxine	100,00000 ug/kg	1	0	0	0	0	0
B1 sulfachlorpyridazine	100,00000 ug/kg	1	0	0	0	0	0
B1 sulfamerazine	100,00000 ug/kg	1	0	0	0	0	0
B1 sulfamethoxazole	100,00000 ug/kg	1	0	0	0	0	0
B1 sulfamethoxydiazine	100,00000 ug/kg	1	0	0	0	0	0
B1 sulfaquinoxaline	100,00000 ug/kg	1	0	0	0	0	0
B1 sulfathiazole	100,00000 ug/kg	1	0	0	0	0	0
B3a alfa-, beta-HCH (sum)	0,02000 mg/kg	3	0	0	0	0	0
B3a DDT sum	0,50000 mg/kg	3	0	0	0	0	0
B3a lindane	0,05000 mg/kg	3	0	0	0	0	0
B3a HCB	0,05000 ug/kg	3	0	0	0	0	0
B3a PCB sum	2,00000 mg/kg	5	0	0	0	0	0
B3a toxaphene (cong.P26, P50, P62)	0,10000 mg/kg	3	0	0	0	0	0
B3a WHO-PCDD/F-PCB-TEQ	8,00000 pg/g	2	0	0	0	0	0
B3a WHO-PCDD/F-TEQ	4,00000 pg/g	2	0	0	0	0	0
B3c arsenic	1,00000 mg/kg	0	1	0	0	0	0
B3c cadmium	0,05000 mg/kg	1	0	0	0	0	0
B3c lead	0,30000 mg/kg	1	0	0	0	0	0
B3c mercury	0,50000 mg/kg	1	0	0	0	0	0
B3e crystal violet	2,00000 ug/kg	9	0	0	0	0	0
B3e malachite green	2,00000 ug/kg	9	0	0	0	0	0



# Residues monitoring 2010 - sampling of pheasants

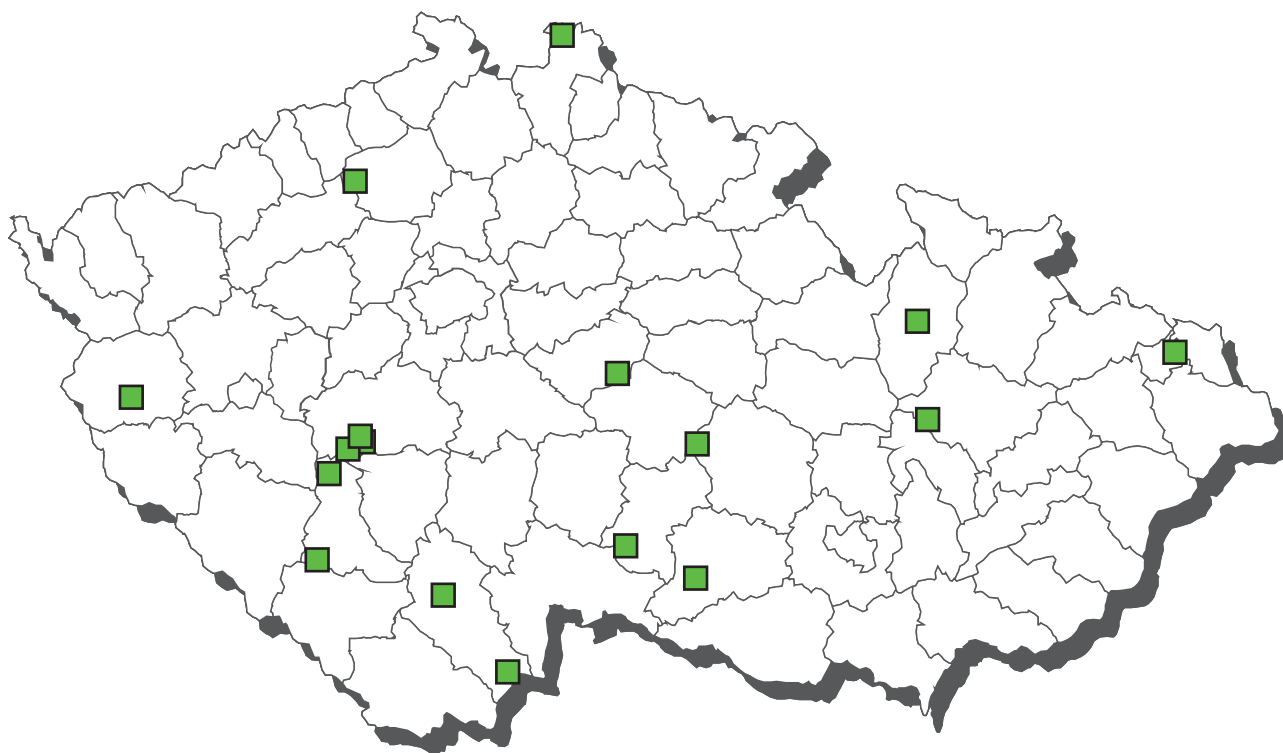


## Pheasants - muscle - monitoring (mg/kg)

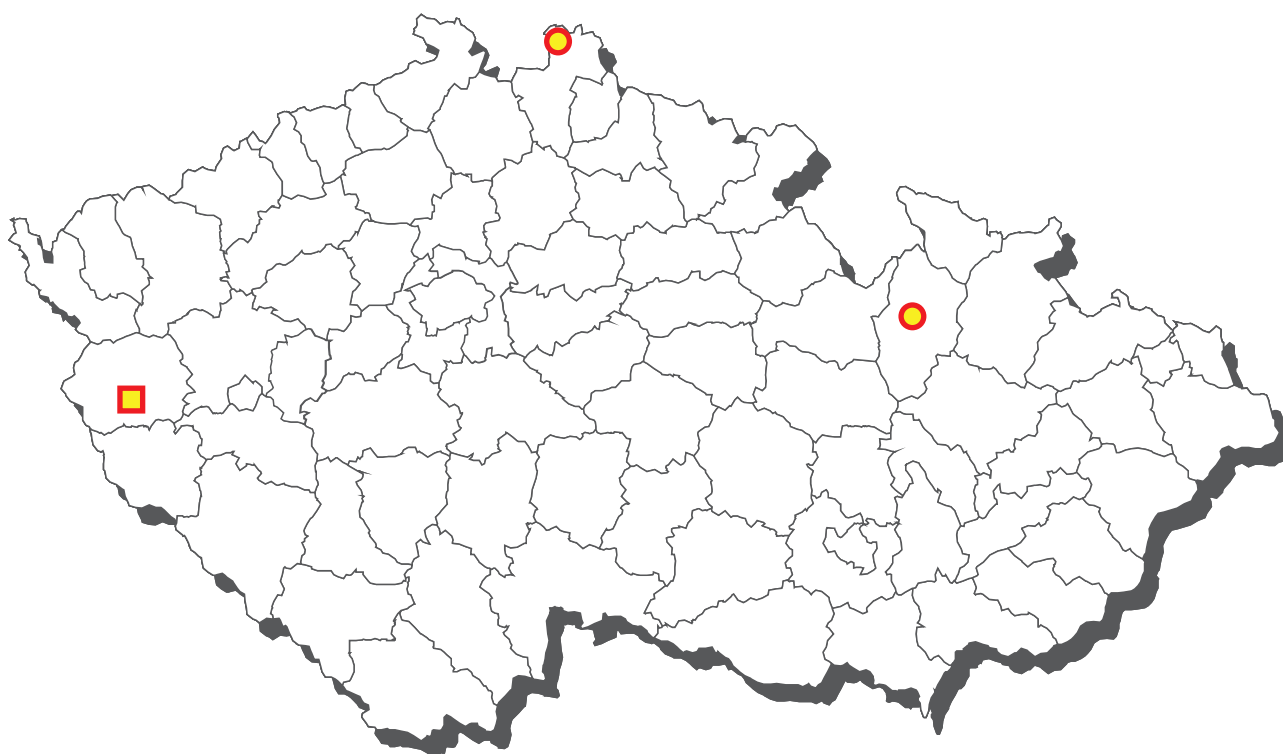
Analyte	n	posit.	%pos.	n+	%+	median	average	10% quantil	90% quantil	maximum
B3a alfa-HCH	4	0	0,0	0	0,0	n.d.	*****	-	-	n.d.
B3a beta-HCH	4	0	0,0	0	0,0	n.d.	*****	-	-	n.d.
B3a DDT sum	4	2	50,0	0	0,0	0,000	0,000	-	-	0,001
B3a dieldrin	4	0	0,0	0	0,0	n.d.	*****	-	-	n.d.
B3a endosulfan	4	0	0,0	0	0,0	n.d.	*****	-	-	n.d.
B3a endrin	4	0	0,0	0	0,0	n.d.	*****	-	-	n.d.
B3a lindane	4	0	0,0	0	0,0	n.d.	*****	-	-	n.d.
B3a heptachlor	4	0	0,0	0	0,0	n.d.	*****	-	-	n.d.
B3a HCB	4	1	25,0	0	0,0	n.d.	0,000	-	-	0,000
B3a chlordan	4	0	0,0	0	0,0	n.d.	*****	-	-	n.d.
B3a PCB sum	4	1	25,0	0	0,0	n.d.	0,000	-	-	0,000
B3c cadmium	17	2	11,8	0	0,0	n.d.	0,002	n.d.	0,005	0,005
B3c lead	17	9	52,9	0	0,0	0,010	0,087	n.d.	0,354	0,500
B3c mercury	17	11	64,7	0	0,0	0,001	0,001	n.d.	0,002	0,004

Analyte	hygienic limit (HL)	under 50%	50-75%	75-100%	100-150%	150-200%	over 200%
B3a alfa-HCH	0,02000 mg/kg	4	0	0	0	0	0
B3a beta-HCH	0,01000 mg/kg	4	0	0	0	0	0
B3a DDT sum	0,10000 mg/kg	4	0	0	0	0	0
B3a dieldrin	0,02000 mg/kg	4	0	0	0	0	0
B3a endosulfan	0,01000 mg/kg	4	0	0	0	0	0
B3a endrin	0,01000 mg/kg	4	0	0	0	0	0
B3a lindane	0,01000 mg/kg	4	0	0	0	0	0
B3a heptachlor	0,02000 mg/kg	4	0	0	0	0	0
B3a HCB	0,02000 mg/kg	4	0	0	0	0	0
B3a chlordan	0,01000 mg/kg	4	0	0	0	0	0
B3a PCB sum	1,00000 mg/kg	4	0	0	0	0	0
B3c cadmium	0,10000 mg/kg	17	0	0	0	0	0
B3c lead	1,00000 mg/kg	17	0	0	0	0	0
B3c mercury	0,05000 mg/kg	17	0	0	0	0	0

# Residues monitoring 2010 - sampling of wild ducks



## Wild ducks - non-compliant results 2010



- lead - muscle
- mercury - muscle

## Wild ducks - muscle - monitoring (mg/kg)

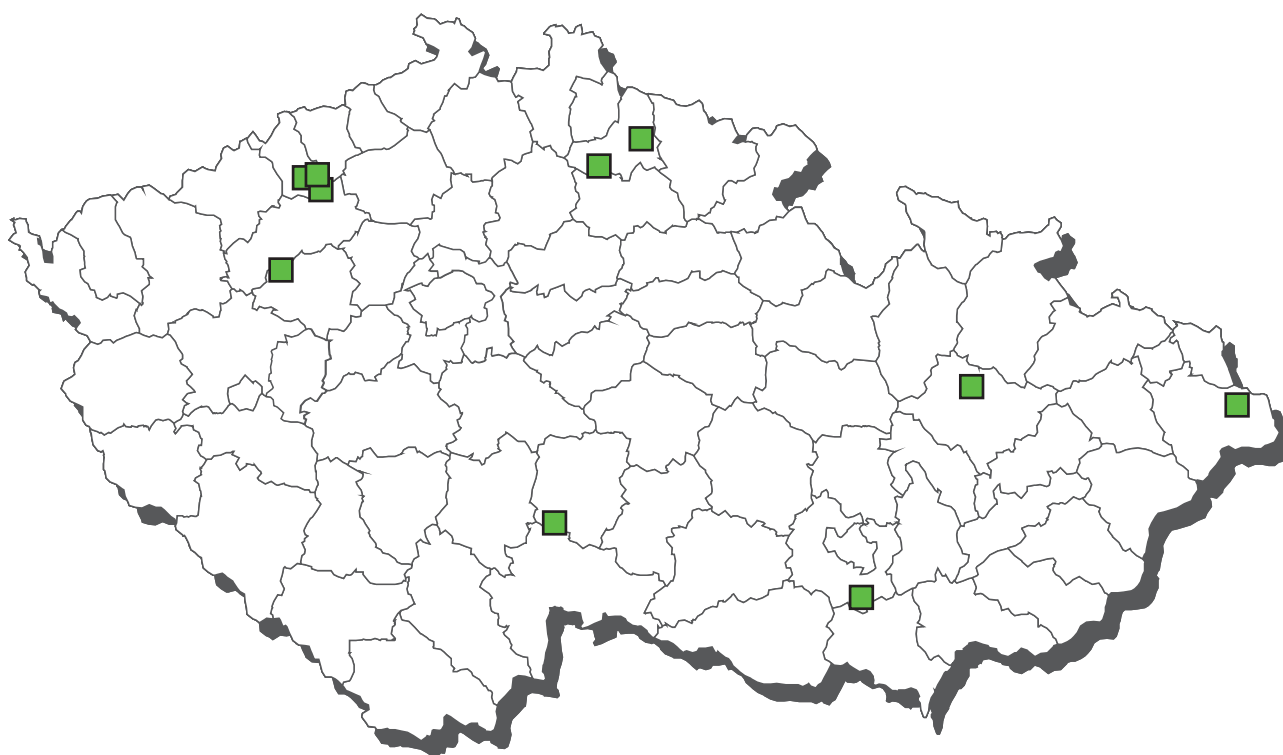
Analyte	n	posit.	%pos.	n+	%+	median	average	10% quantil	90% quantil	maximum
B3a alfa-HCH	2	0	0,0	0	0,0	n.d.	*****	-	-	n.d.
B3a beta-HCH	2	0	0,0	0	0,0	n.d.	*****	-	-	n.d.
B3a DDT sum	2	2	100,0	0	0,0	0,003	0,003	-	-	0,006
B3a dieldrin	2	0	0,0	0	0,0	n.d.	*****	-	-	n.d.
B3a endosulfan	2	0	0,0	0	0,0	n.d.	*****	-	-	n.d.
B3a endrin	2	0	0,0	0	0,0	n.d.	*****	-	-	n.d.
B3a lindane	2	0	0,0	0	0,0	n.d.	*****	-	-	n.d.
B3a heptachlor	2	0	0,0	0	0,0	n.d.	*****	-	-	n.d.
B3a HCB	2	1	50,0	0	0,0	0,000	0,000	-	-	0,000
B3a chlordan	2	0	0,0	0	0,0	n.d.	*****	-	-	n.d.
B3a PCB sum	2	1	50,0	0	0,0	0,002	0,002	-	-	0,004
B3c cadmium	23	2	8,7	0	0,0	n.d.	0,002	n.d.	n.d.	0,009
B3c lead	23	21	91,3	2	8,7	0,040	0,255	0,010	1,110	1,708
B3c mercury	23	23	100,0	2	8,7	0,003	0,012	0,001	0,050	0,065

Analyte	hygienic limit (HL)	under 50%	50-75%	75-100%	100-150%	150-200%	over 200%
B3a alfa-HCH	0,02000 mg/kg	2	0	0	0	0	0
B3a beta-HCH	0,01000 mg/kg	2	0	0	0	0	0
B3a DDT sum	0,10000 mg/kg	2	0	0	0	0	0
B3a dieldrin	0,02000 mg/kg	2	0	0	0	0	0
B3a endosulfan	0,01000 mg/kg	2	0	0	0	0	0
B3a endrin	0,01000 mg/kg	2	0	0	0	0	0
B3a lindane	0,01000 mg/kg	2	0	0	0	0	0
B3a heptachlor	0,02000 mg/kg	2	0	0	0	0	0
B3a HCB	0,02000 mg/kg	2	0	0	0	0	0
B3a chlordan	0,01000 mg/kg	2	0	0	0	0	0
B3a PCB sum	1,00000 mg/kg	2	0	0	0	0	0
B3c cadmium	0,10000 mg/kg	23	0	0	0	0	0
B3c lead	1,00000 mg/kg	19	2	0	1	1	0
B3c mercury	0,05000 mg/kg	18	2	1	2	0	0

## Wild ducks - muscle - monitoring - list of non-compliant results

Samplng	cadastral district	district	value
<b>lead</b>			
24.11.2010	Bor u Tachova	Tachov	1,708 mg/kg
24.11.2010	Bor u Tachova	Tachov	1,41 mg/kg
<b>mercury</b>			
17.9.2010	Dolni Temenice	sumperk	0,0574 mg/kg
20.9.2010	Dolni Pertoltice	Liberec	0,065 mg/kg

# Residues monitoring 2010 - sampling of hares

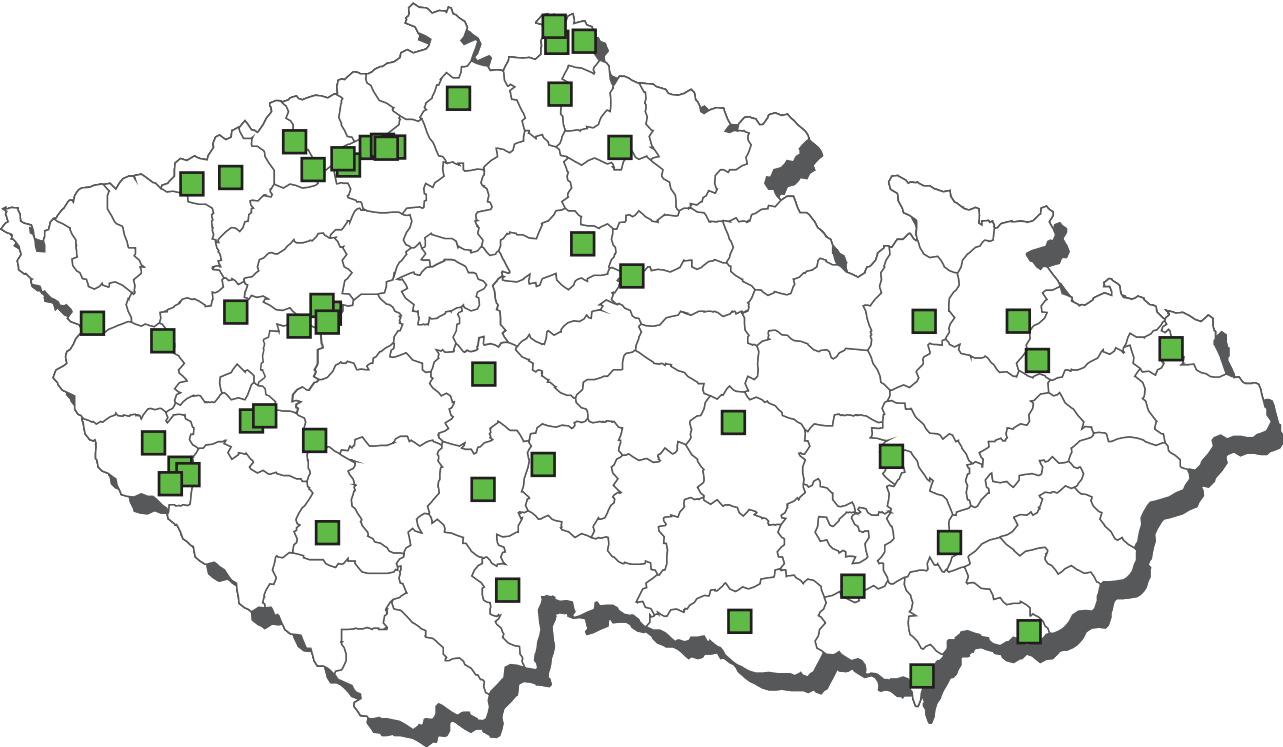


**Hares - muscle - monitoring (mg/kg)**
**Bq/kg**

Analyte	n	posit.	%pos.	n+	%+	median	average	10% quantil	90% quantil	maximum
B3a alfa-HCH	4	0	0,0	0	0,0	n.d.	*****	-	-	n.d.
B3a beta-HCH	4	0	0,0	0	0,0	n.d.	*****	-	-	n.d.
B3a DDT sum	4	2	50,0	0	0,0	0,000	0,000	-	-	0,001
B3a dieldrin	4	0	0,0	0	0,0	n.d.	*****	-	-	n.d.
B3a endosulfan	4	0	0,0	0	0,0	n.d.	*****	-	-	n.d.
B3a endrin	4	0	0,0	0	0,0	n.d.	*****	-	-	n.d.
B3a lindane	4	0	0,0	0	0,0	n.d.	*****	-	-	n.d.
B3a heptachlor	4	0	0,0	0	0,0	n.d.	*****	-	-	n.d.
B3a HCB	4	1	25,0	0	0,0	n.d.	0,000	-	-	0,000
B3a chlordan	4	0	0,0	0	0,0	n.d.	*****	-	-	n.d.
B3a PCB sum	4	0	0,0	0	0,0	n.d.	*****	-	-	n.d.
B3c cadmium	7	2	28,6	0	0,0	n.d.	0,005	-	-	0,012
B3c lead	7	3	42,9	0	0,0	n.d.	0,011	-	-	0,020
B3c mercury	7	4	57,1	0	0,0	0,001	0,003	-	-	0,017
B3f 134 Cs	1	0	0,0	0	0,0	n.d.	-	-	-	-
B3f 137 Cs	1	1	100,0	0	0,0	0,170	-	-	-	-

Analyte	hygienic limit (HL)	under 50%	50-75%	75-100%	100-150%	150-200%	over 200%
B3a alfa-HCH	0,02000 mg/kg	4	0	0	0	0	0
B3a beta-HCH	0,01000 mg/kg	4	0	0	0	0	0
B3a DDT sum	0,10000 mg/kg	4	0	0	0	0	0
B3a dieldrin	0,02000 mg/kg	4	0	0	0	0	0
B3a endosulfan	0,01000 mg/kg	4	0	0	0	0	0
B3a endrin	0,01000 mg/kg	4	0	0	0	0	0
B3a lindane	0,01000 mg/kg	4	0	0	0	0	0
B3a heptachlor	0,02000 mg/kg	4	0	0	0	0	0
B3a HCB	0,02000 mg/kg	4	0	0	0	0	0
B3a chlordan	0,01000 mg/kg	4	0	0	0	0	0
B3a PCB sum	1,00000 mg/kg	4	0	0	0	0	0
B3c cadmium	0,10000 mg/kg	7	0	0	0	0	0
B3c lead	1,00000 mg/kg	7	0	0	0	0	0
B3c mercury	0,05000 mg/kg	7	0	0	0	0	0

# Residues monitoring 2010 - sampling of wild boar



## Wild boar - non-compliant results 2010



 lead - muscle

**Wild boar - muscle - monitoring (mg/kg)**
**Bq/kg**
**pg/g of fat**

Analyte	n	posit.	%pos.	n+	%+	median	average	10% quantil	90% quantil	maximum
B3a alfa-HCH	13	0	0,0	0	0,0	n.d.	*****	n.d.	n.d.	n.d.
B3a beta-HCH	13	0	0,0	0	0,0	n.d.	*****	n.d.	n.d.	n.d.
B3a DDT sum	13	12	92,3	0	0,0	0,002	0,002	0,000	0,007	0,007
B3a dieldrin	13	0	0,0	0	0,0	n.d.	*****	n.d.	n.d.	n.d.
B3a endosulfan	13	0	0,0	0	0,0	n.d.	*****	n.d.	n.d.	n.d.
B3a endrin	13	0	0,0	0	0,0	n.d.	*****	n.d.	n.d.	n.d.
B3a lindane	13	0	0,0	0	0,0	n.d.	*****	n.d.	n.d.	n.d.
B3a heptachlor	13	0	0,0	0	0,0	n.d.	*****	n.d.	n.d.	n.d.
B3a HCB	13	4	30,8	0	0,0	n.d.	0,000	n.d.	0,000	0,001
B3a chlordan	13	0	0,0	0	0,0	n.d.	*****	n.d.	n.d.	n.d.
B3a PCB sum	16	9	56,3	0	0,0	0,000	0,001	n.d.	0,005	0,008
B3a WHO-PCDD/F-PCB-TEQ	3	3	100,0	0	0,0	1,180	1,232	-	-	1,720
B3a WHO-PCDD/F-TEQ	3	2	66,7	0	0,0	0,721	0,671	-	-	0,942
B3c cadmium	37	11	29,7	0	0,0	n.d.	0,003	n.d.	0,009	0,018
B3c lead	37	19	51,4	4	10,8	0,010	1,195	n.d.	3,862	19,600
B3c mercury	37	37	100,0	0	0,0	0,003	0,004	0,001	0,009	0,015
B3f 2,2',3,4,4',5',6-HeptaBDE	3	0	0,0	0	0,0	n.d.	*****	-	-	n.d.
B3f 2,2',4,4'-TetraBDE	3	0	0,0	0	0,0	n.d.	*****	-	-	n.d.
B3f 2,2',4,4',5-PentaBDE	3	0	0,0	0	0,0	n.d.	*****	-	-	n.d.
B3f 2,2',4,4',5,5'-HexaBDE	3	0	0,0	0	0,0	n.d.	*****	-	-	n.d.
B3f 2,2',4,4',5,6'-HexaBDE	3	0	0,0	0	0,0	n.d.	*****	-	-	n.d.
B3f 2,2',4,4',6-PentaBDE	3	0	0,0	0	0,0	n.d.	*****	-	-	n.d.
B3f 2,4,4'-TriBDE	3	0	0,0	0	0,0	n.d.	*****	-	-	n.d.
B3f 134 Cs	5	0	0,0	0	0,0	n.d.	*****	-	-	n.d.
B3f 137 Cs	5	3	60,0	0	0,0	1,470	6,936	-	-	29,400

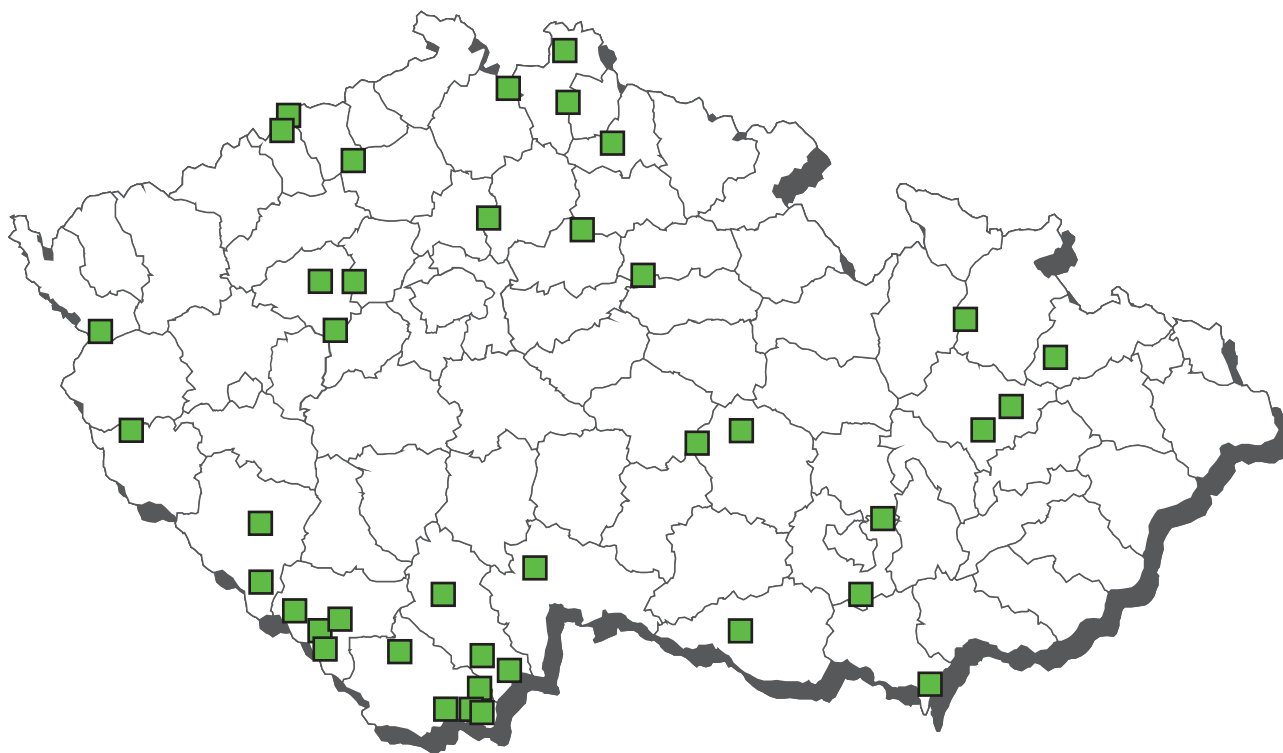
Analyte	hygienic limit (HL)	under 50%	50-75%	75-100%	100-150%	150-200%	over 200%
B3a alfa-HCH	0,02000 mg/kg	13	0	0	0	0	0
B3a beta-HCH	0,01000 mg/kg	13	0	0	0	0	0
B3a DDT sum	0,10000 mg/kg	13	0	0	0	0	0
B3a dieldrin	0,02000 mg/kg	13	0	0	0	0	0
B3a endosulfan	0,01000 mg/kg	13	0	0	0	0	0
B3a endrin	0,01000 mg/kg	13	0	0	0	0	0
B3a lindane	0,01000 mg/kg	13	0	0	0	0	0
B3a heptachlor	0,02000 mg/kg	13	0	0	0	0	0
B3a HCB	0,02000 mg/kg	13	0	0	0	0	0
B3a chlordan	0,01000 mg/kg	13	0	0	0	0	0
B3a PCB sum	2,00000 mg/kg	16	0	0	0	0	0
B3c cadmium	0,10000 mg/kg	37	0	0	0	0	0
B3c lead	1,00000 mg/kg	32	0	1	0	0	4
B3c mercury	0,05000 mg/kg	37	0	0	0	0	0

**Wild boar - muscle - monitoring - list of non-compliant results**

Sampling	cadastral district	district	value
<b>lead</b>			
22.7.2010	Sklene u Zďaru nad Sazavou	Zďar nad Sazavou	3,66 mg/kg
6.9.2010	Zelena	Chomutov	4,67 mg/kg
9.9.2010	Broumy	Beroun	19,6 mg/kg
4.11.2010	Karlova Ves	Rakovnik	14,7 mg/kg



## Residues monitoring 2010 - sampling of other cloven-hoofed animals

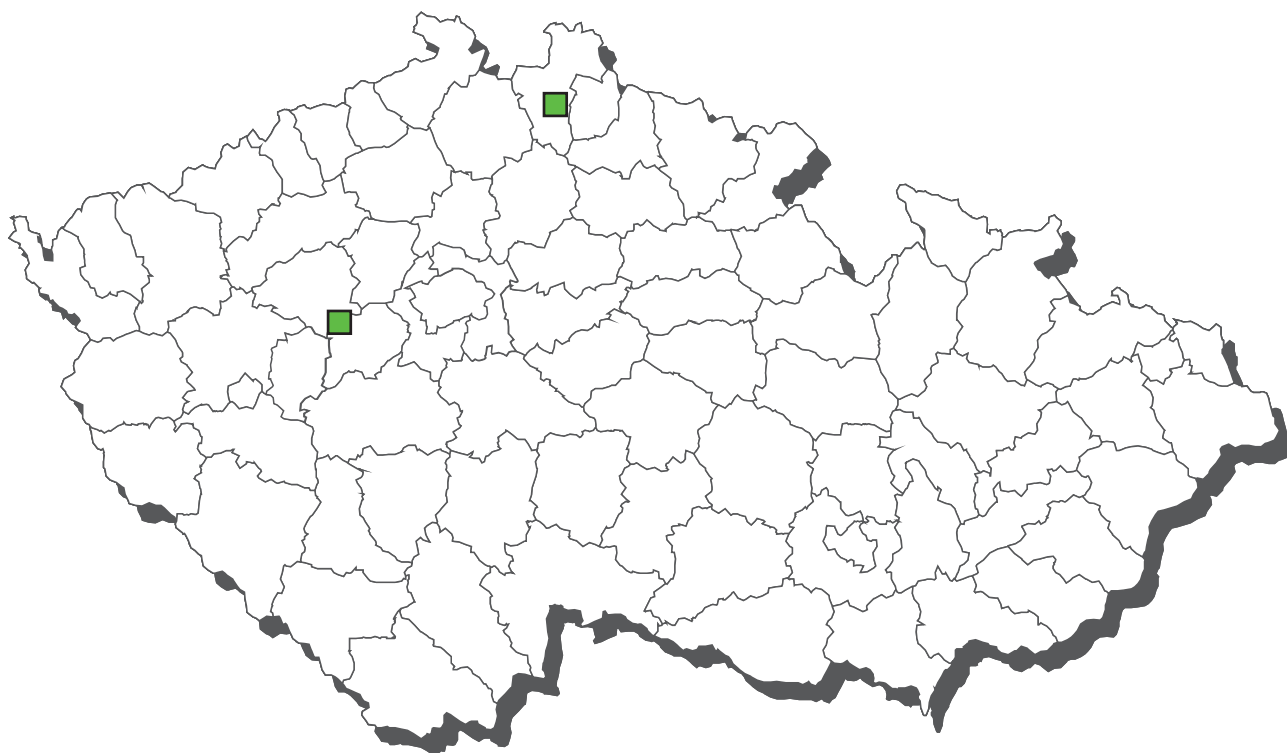


**Other cloven-hoofed animals - muscle - monitoring (mg/kg)**
**Bq/kg**

Analyte	n	posit.	%pos.	n+	%+	median	average	10% quantil	90% quantil	maximum
B3a alfa-HCH	7	1	14,3	0	0,0	n.d.	0,000	-	-	0,001
B3a beta-HCH	7	1	14,3	0	0,0	n.d.	0,000	-	-	0,000
B3a DDT sum	7	2	28,6	0	0,0	n.d.	0,000	-	-	0,000
B3a dieldrin	7	0	0,0	0	0,0	n.d.	*****	-	-	n.d.
B3a endosulfan	7	0	0,0	0	0,0	n.d.	*****	-	-	n.d.
B3a endrin	7	0	0,0	0	0,0	n.d.	*****	-	-	n.d.
B3a lindane	7	0	0,0	0	0,0	n.d.	*****	-	-	n.d.
B3a heptachlor	7	0	0,0	0	0,0	n.d.	*****	-	-	n.d.
B3a HCB	7	0	0,0	0	0,0	n.d.	*****	-	-	n.d.
B3a chlordan	7	0	0,0	0	0,0	n.d.	*****	-	-	n.d.
B3a PCB sum	7	0	0,0	0	0,0	n.d.	*****	-	-	n.d.
B3c cadmium	18	5	27,8	0	0,0	n.d.	0,004	n.d.	0,009	0,035
B3c lead	18	10	55,6	0	0,0	0,013	0,038	n.d.	0,221	0,230
B3c mercury	18	9	50,0	0	0,0	0,001	0,002	n.d.	0,012	0,012
B3f 134 Cs	18	0	0,0	0	0,0	n.d.	*****	n.d.	n.d.	n.d.
B3f 137 Cs	18	16	88,9	0	0,0	2,525	27,275	n.d.	156,486	222,420

Analyte	hygienic limit (HL)	under 50%	50-75%	75-100%	100-150%	150-200%	over 200%
B3a alfa-HCH	0,02000 mg/kg	7	0	0	0	0	0
B3a beta-HCH	0,01000 mg/kg	7	0	0	0	0	0
B3a DDT sum	0,10000 mg/kg	7	0	0	0	0	0
B3a dieldrin	0,02000 mg/kg	7	0	0	0	0	0
B3a endosulfan	0,01000 mg/kg	7	0	0	0	0	0
B3a endrin	0,01000 mg/kg	7	0	0	0	0	0
B3a lindane	0,01000 mg/kg	7	0	0	0	0	0
B3a heptachlor	0,02000 mg/kg	7	0	0	0	0	0
B3a HCB	0,02000 mg/kg	7	0	0	0	0	0
B3a chlordan	0,01000 mg/kg	7	0	0	0	0	0
B3a PCB sum	2,00000 mg/kg	7	0	0	0	0	0
B3c cadmium	0,10000 mg/kg	18	0	0	0	0	0
B3c lead	1,00000 mg/kg	18	0	0	0	0	0
B3c mercury	0,05000 mg/kg	18	0	0	0	0	0

# Residues monitoring 2010 - sampling of moufflons



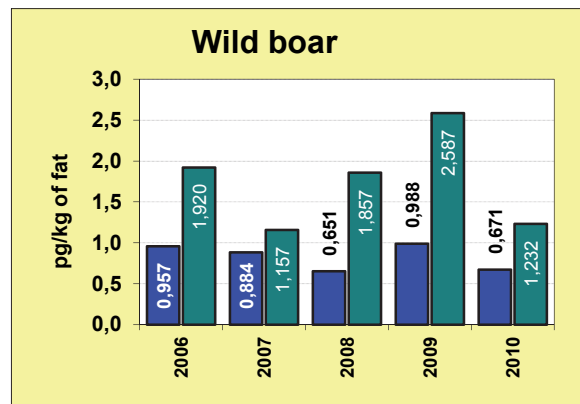
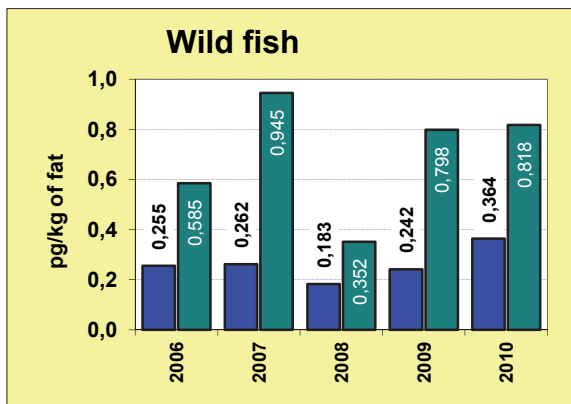
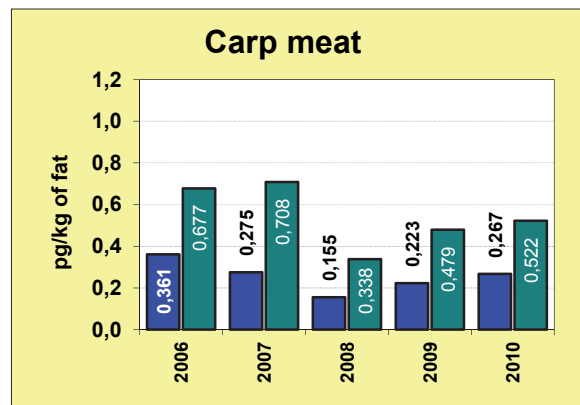
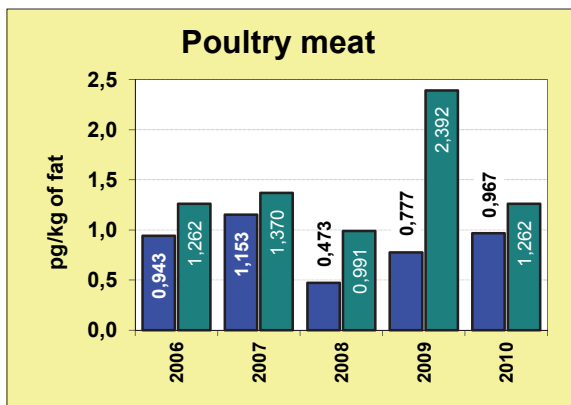
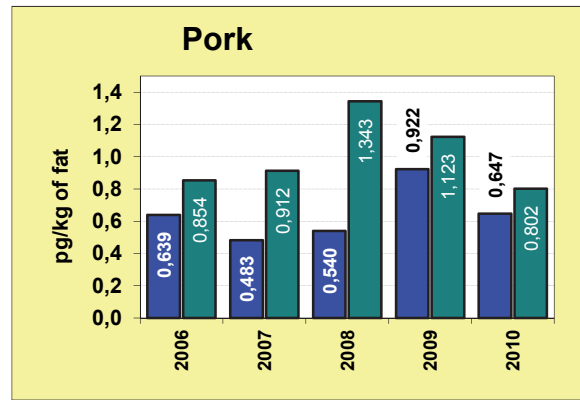
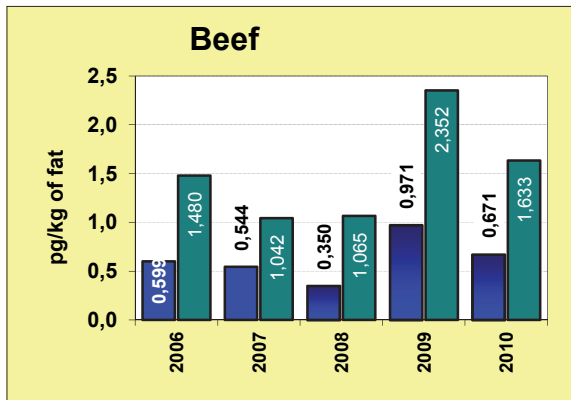
Moufflon - muscle - monitoring (mg/kg)


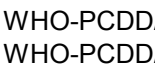
Bq/kg

Analyte	n	posit.	%pos.	n+	%+	median	average	10% quantil	90% quantil	maximum
B3c cadmium	1	0	0,0	0	0,0	n.d.	-	-	-	-
B3c lead	1	0	0,0	0	0,0	n.d.	-	-	-	-
B3c mercury	1	0	0,0	0	0,0	n.d.	-	-	-	-
B3f 134 Cs	1	0	0,0	0	0,0	n.d.	-	-	-	-
B3f 137 Cs	1	1	100,0	0	0,0	0,730	-	-	-	-

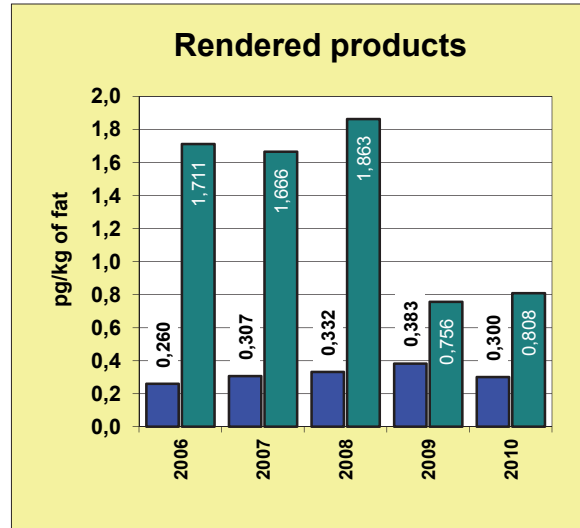
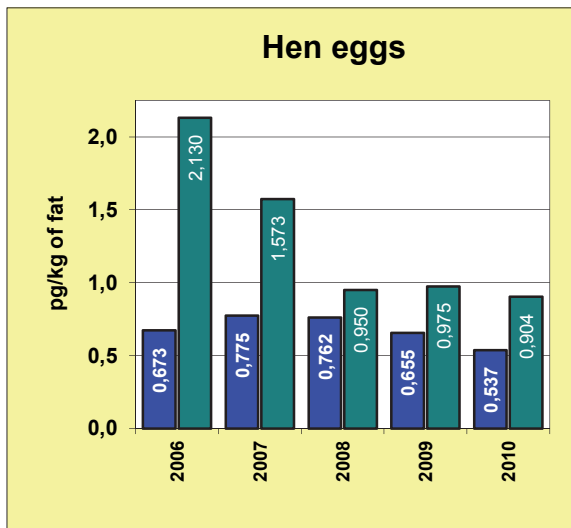
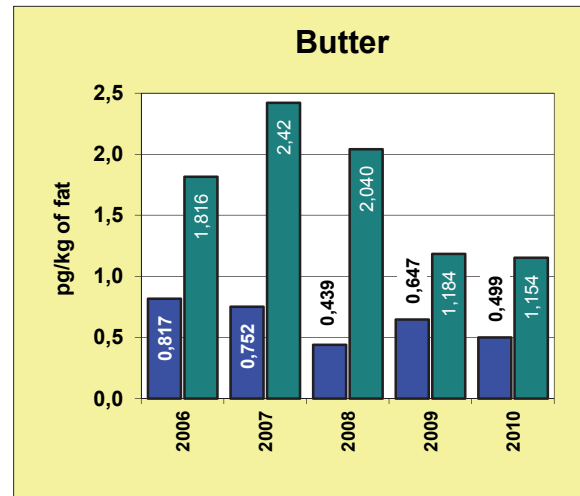
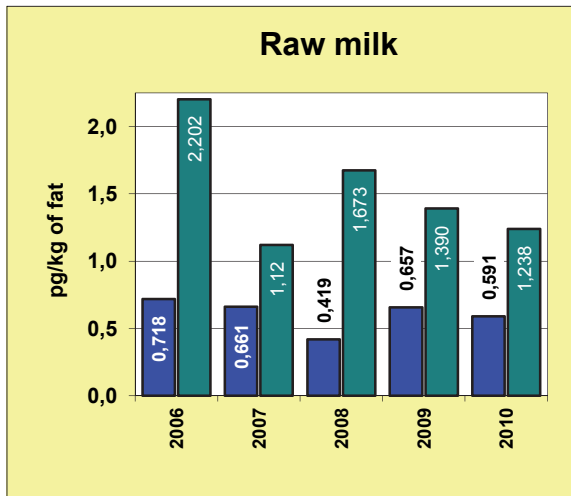
Analyte	hygienic limit (HL)	under 50%	50-75%	75-100%	100-150%	150-200%	over 200%
B3c cadmium	0,10000 mg/kg	1	0	0	0	0	0
B3c lead	1,00000 mg/kg	1	0	0	0	0	0
B3c mercury	0,05000 mg/kg	1	0	0	0	0	0



## The average dioxins content in foodstuffs and raw material



 WHO-PCDD/F-TEQ  
 WHO-PCDD/F-PCB-TEQ

## The average dioxins content in foodstuffs and raw material



 WHO-PCDD/F-TEQ  
 WHO-PCDD/F-PCB-TEQ